

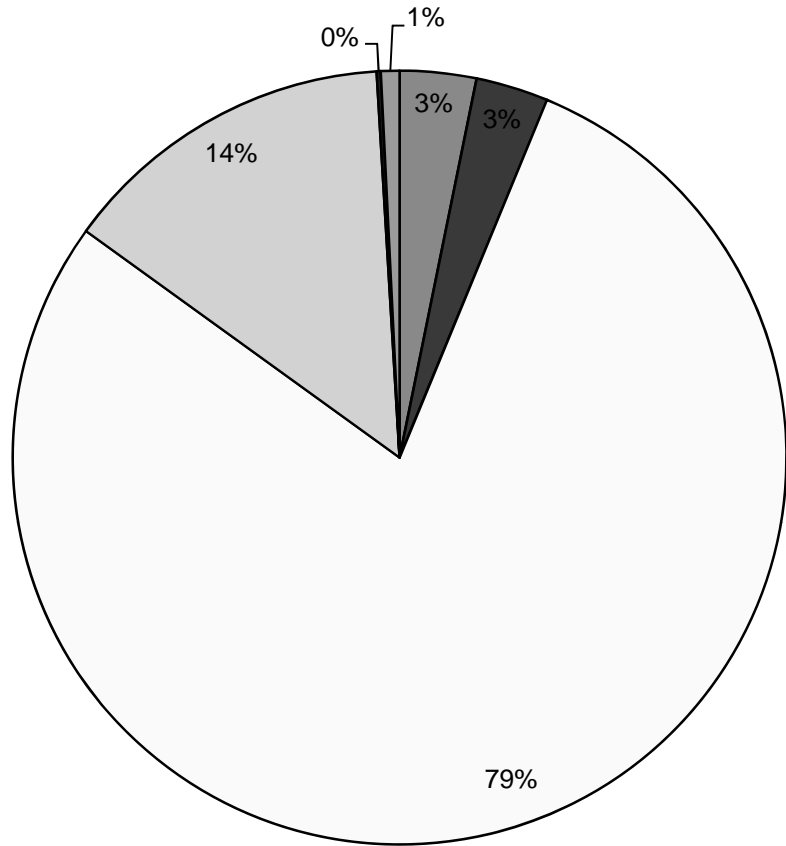
Jan-Jun, 2010

NH CORE Energy Efficiency Program - 2010 Budget Details

		(see Note 1)					
	Internal Adm	External Adm	Cust Rebts/Services	Internal Impl.	Marketing	Evaluation	Total
ENERGY STAR Homes	\$ 23,364	\$ 22,172	\$ 576,381	\$ 103,136	\$ 1,233	\$ 5,722	\$ 732,008
National Grid	1,658	18,171	116,082	443	3	421	136,776
NHEC	6,472	3,007	26,864	10,612	468	460	47,883
PSNH	9,065	880	412,639	76,385	63	1,234	500,266
Unitil	6,169	114	20,797	15,697	700	3,607	47,083
Home Energy Solutions	\$ 34,394	\$ 12,599	\$ 751,827	\$ 116,865	\$ 14,975	\$ 48,712	\$ 979,372
National Grid	487	7,514	31,951	15	35	2,903	42,905
NHEC	7,126	3,311	30,589	7,246	515	1,771	50,558
PSNH	16,990	1,033	554,876	73,139	480	42,743	689,261
Unitil	9,791	742	134,411	36,465	13,945	1,294	196,648
Energy Star Appliances	\$ 14,335	\$ 7,359	\$ 304,742	\$ 47,036	\$ 9,273	\$ 7,717	\$ 390,462
National Grid	188	5,641	9,561	5,941	771	25	22,127
NHEC	1,955	908	5,242	7,393	443	139	16,080
PSNH	6,043	-	247,834	11,923	5,964	3,946	275,710
Unitil	6,149	810	42,106	21,780	2,095	3,607	76,546
Home Energy Assistance	\$ 46,477	\$ 12,426	\$ 1,098,721	\$ 116,977	\$ 2,860	\$ 31,475	\$ 1,308,935
National Grid	925	5,671	69,018	164	1,721	-	77,498
NHEC	12,151	5,646	56,648	7,698	879	2,128	85,150
PSNH	23,091	-	847,554	73,023	-	23,336	967,004
Unitil	10,311	1,109	125,501	36,092	260	6,011	179,284
ENERGY STAR Lighting	\$ 17,228	\$ 8,087	\$ 303,296	\$ 56,676	\$ 43,074	\$ 8,405	\$ 436,765
National Grid	148	6,709	5,216	2,388	6,036	770	21,268
NHEC	1,477	686	2,625	8,149	107	105	13,149
PSNH	9,064	-	288,182	21,911	24,633	3,797	347,587
Unitil	6,539	692	7,273	24,227	12,297	3,734	54,762
Other Residential Programs	\$ 9,349	\$ 2,737	\$ 188,297	\$ 38,736	\$ 426	\$ 419	\$ 239,964
National Grid	-	-	-	-	-	-	-
NHEC	5,891	2,737	26,541	25,541	426	419	61,555
PSNH	3,458	-	161,756	13,195	-	-	178,409
Unitil (Home Energy Suite)	-	-	-	-	-	-	-
Total Residential Programs	\$ 145,147	\$ 65,380	\$ 3,223,264	\$ 479,426	\$ 71,841	\$ 102,450	\$ 4,087,508
New Equipment & Construction	\$ 29,201	\$ 14,116	\$ 489,550	\$ 162,103	\$ 13,832	\$ 26,848	\$ 735,650
National Grid	1,305	14,048	94,388	46,056	778	5,668	162,244
NHEC	146	68	155	1,360	17	10	1,756
PSNH	20,124	-	373,242	100,182	3,233	16,361	513,141
Unitil	7,626	-	21,765	14,506	9,804	4,809	58,509
Large C&I Retrofit	\$ 41,276	\$ 21,661	\$ 616,627	\$ 258,729	\$ 13,907	\$ 20,914	\$ 973,113
National Grid	2,887	21,208	218,418	43,280	1,592	1,923	289,308
NHEC	620	288	718	5,331	72	44	7,073
PSNH	25,311	-	419,257	180,580	3,193	11,333	639,673
Unitil	12,458	165	(21,765)	29,538	9,050	7,614	37,059
Small Business Energy Solutions	\$ 42,460	\$ 6,591	\$ 734,655	\$ 265,135	\$ 8,484	\$ 19,994	\$ 1,077,319
National Grid	485	3,148	83,290	3,349	5,451	1,964	97,687
NHEC	6,592	3,063	26,739	23,130	1,334	468	61,326
PSNH	23,850	-	605,876	209,018	-	10,158	848,902
Unitil	11,533	380	18,750	29,639	1,698	7,404	69,403
Other C&I Programs	\$ 5,813	\$ 2,864	\$ 49,101	\$ 32,072	\$ 165	\$ 7,440	\$ 97,455
National Grid	-	-	-	-	-	-	-
NHEC	599	1,045	2,834	1,577	165	43	6,263
PSNH (Education, RFP, Smart Start)	5,214	-	46,267	14,126	-	7,397	73,004
Unitil (Education, C&I Energy Suite)	-	1,819	-	16,369	-	-	18,188
Total Non-Residential Programs	\$ 118,750	\$ 45,231	\$ 1,889,933	\$ 718,040	\$ 36,387	\$ 75,196	\$ 2,883,538
TOTAL (Both Sectors)	\$ 263,898	\$ 110,612	\$ 5,113,197	\$ 1,197,466	\$ 108,228	\$ 177,646	\$ 6,971,046

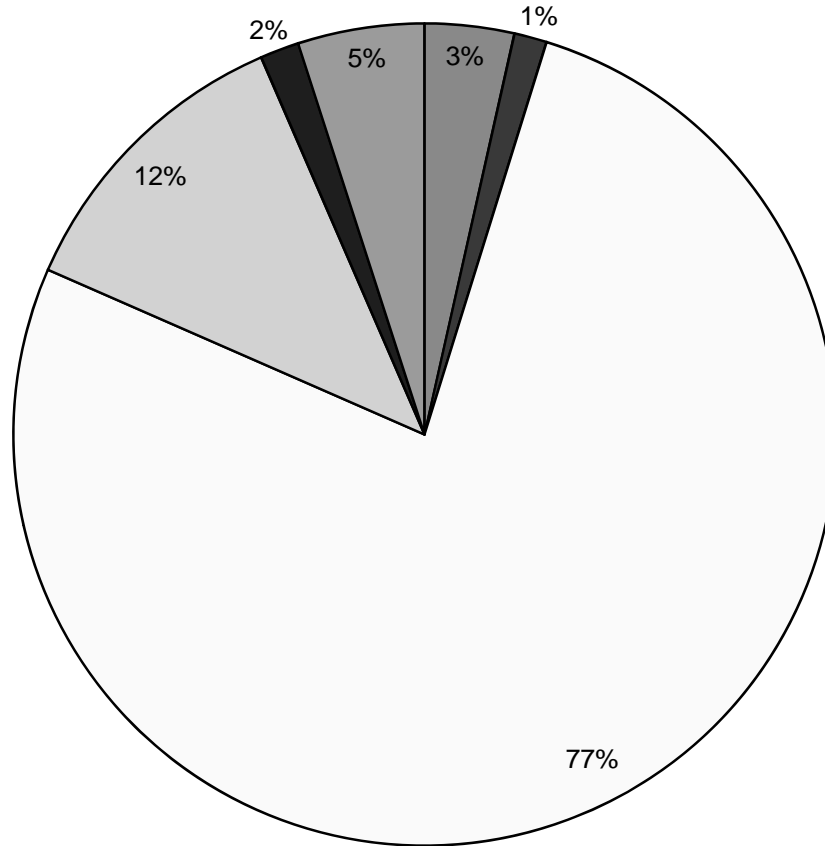
Note 1: Evaluation amounts are based on 5% of total budgets. Actual program expenses will vary from numbers shown.

Energy Star Homes



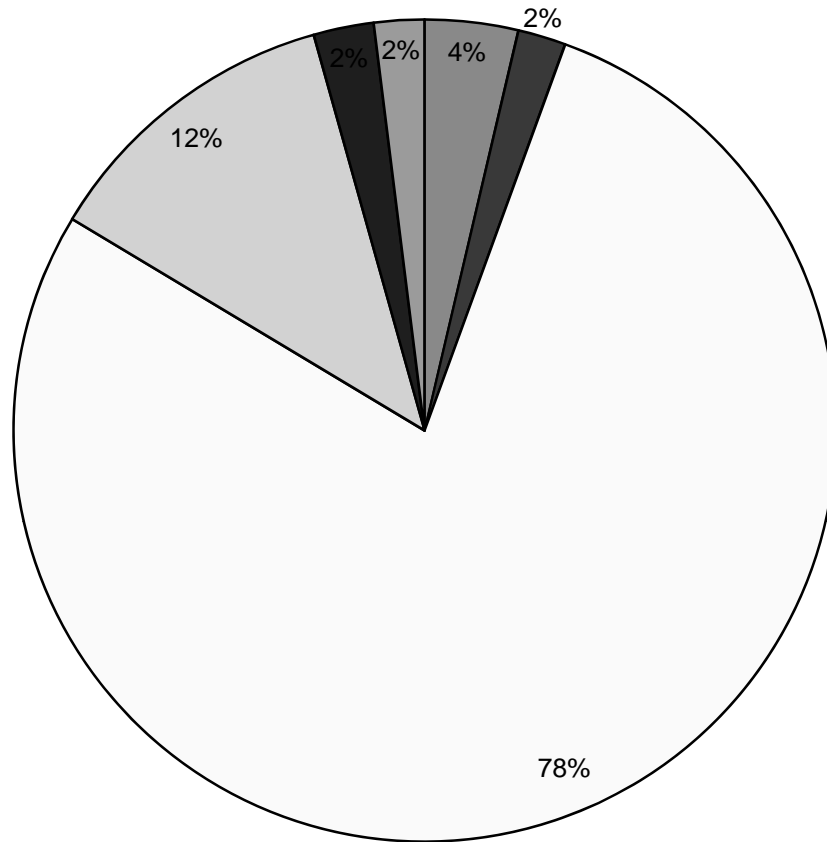
- Internal Adm
- External Adm
- Cust Rebts/Services
- Internal Impl.
- Marketing
- Evaluation

Home Energy Solutions



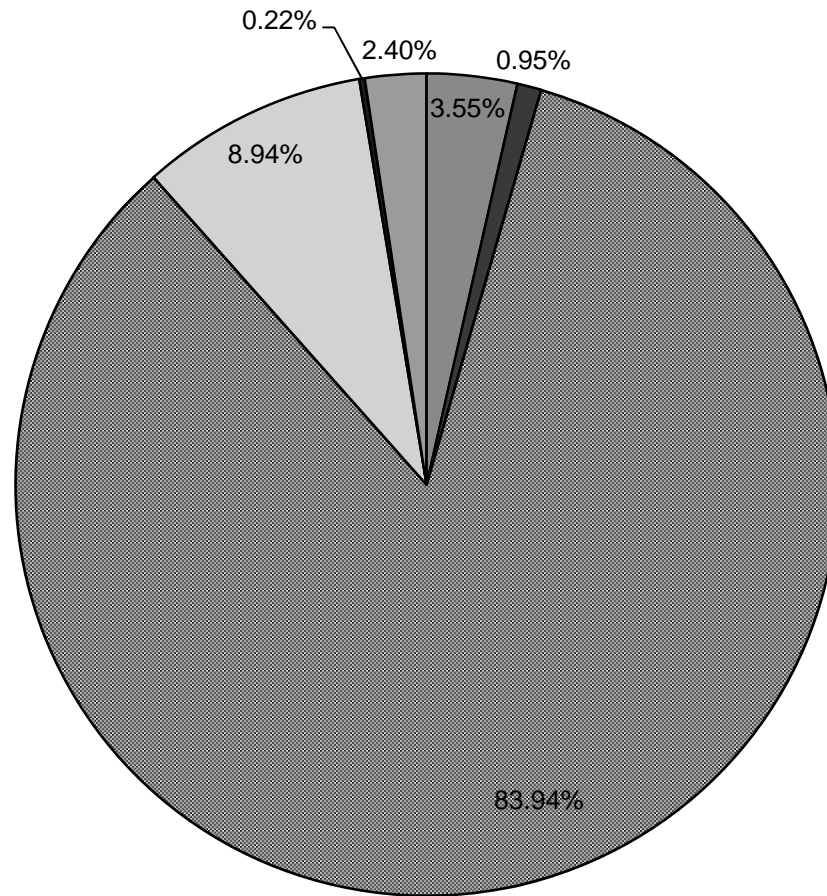
- Internal Adm
- External Adm
- Cust Rebts/Services
- Internal Impl.
- Marketing
- Evaluation

Energy Star Appliances



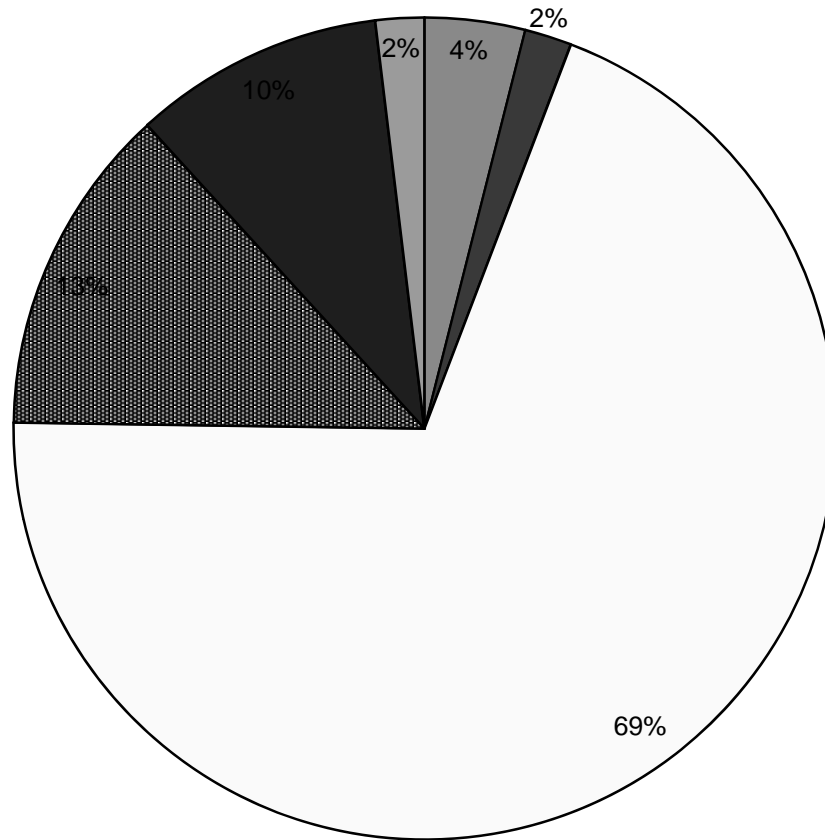
- Internal Adm
- External Adm
- Cust Rebts/Services
- Internal Impl.
- Marketing
- Evaluation

Home Energy Assistance



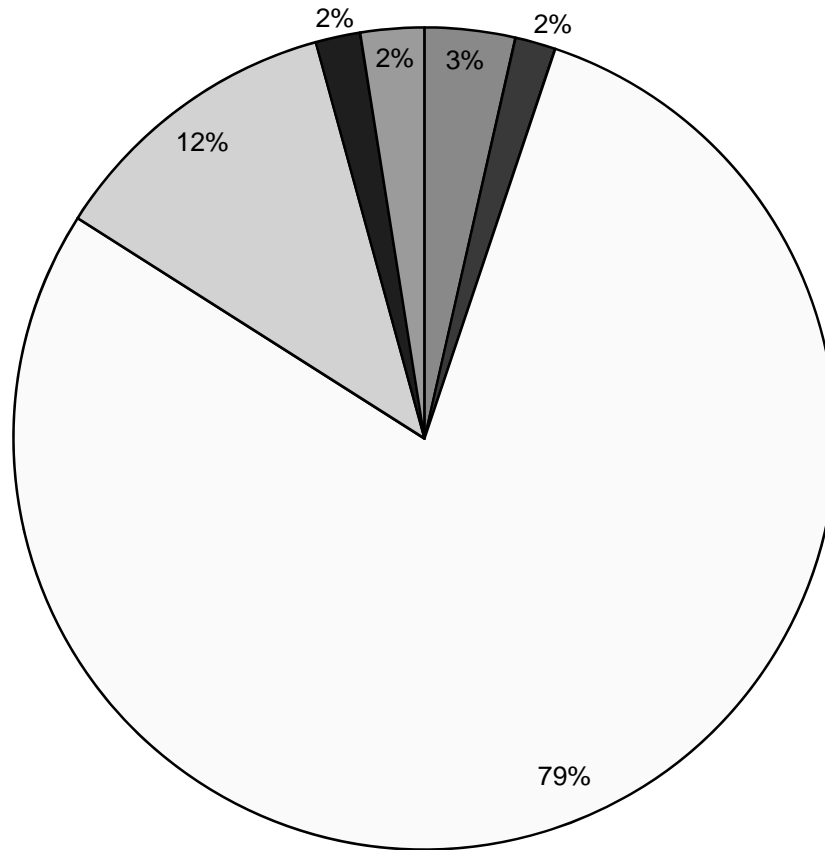
- Internal Adm
- External Adm
- Cust Rebts/Services
- Internal Impl.
- Marketing
- Evaluation

Energy Star Lighting



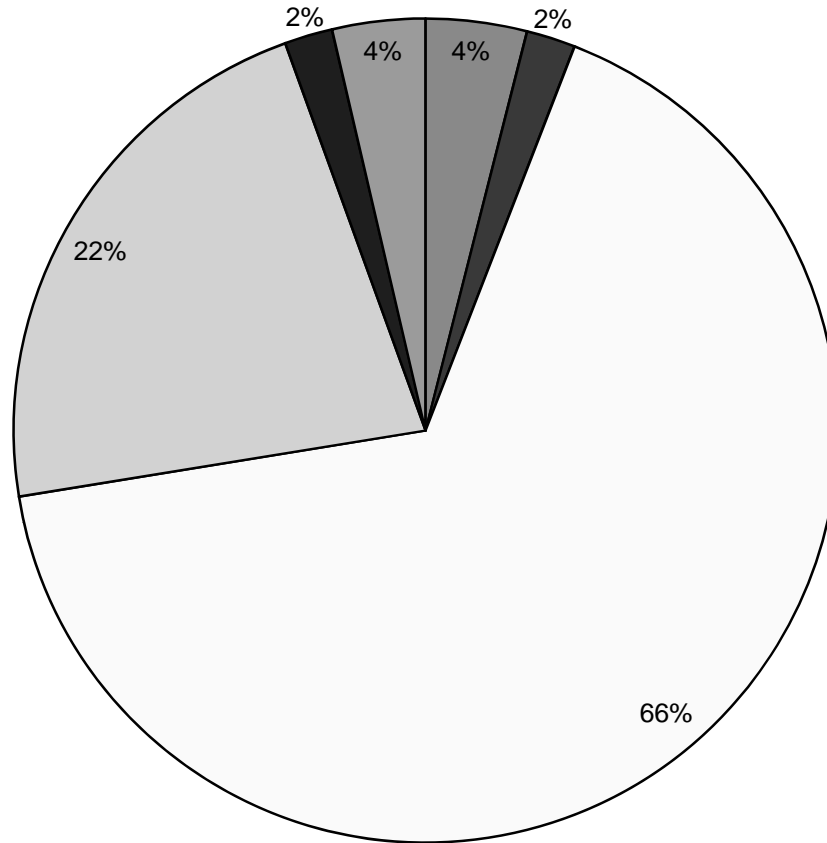
- Internal Adm
- External Adm
- Cust Rebts/Services
- Internal Impl.
- Marketing
- Evaluation

Total Residential Programs



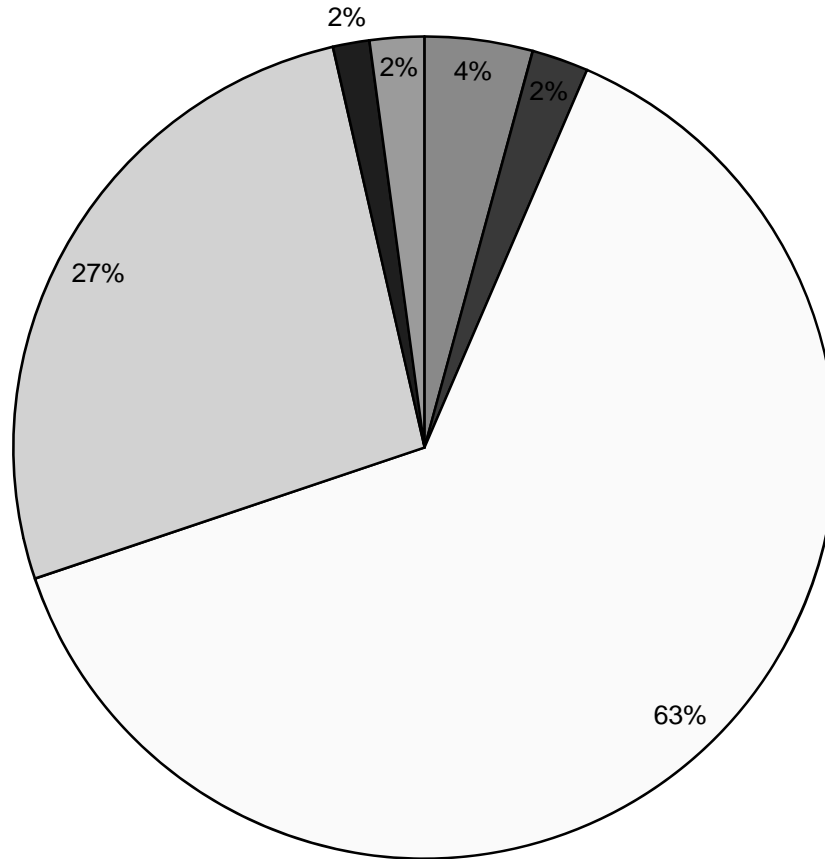
- Internal Adm
- External Adm
- Cust Rebts/Services
- Internal Impl.
- Marketing
- Evaluation

New Construction



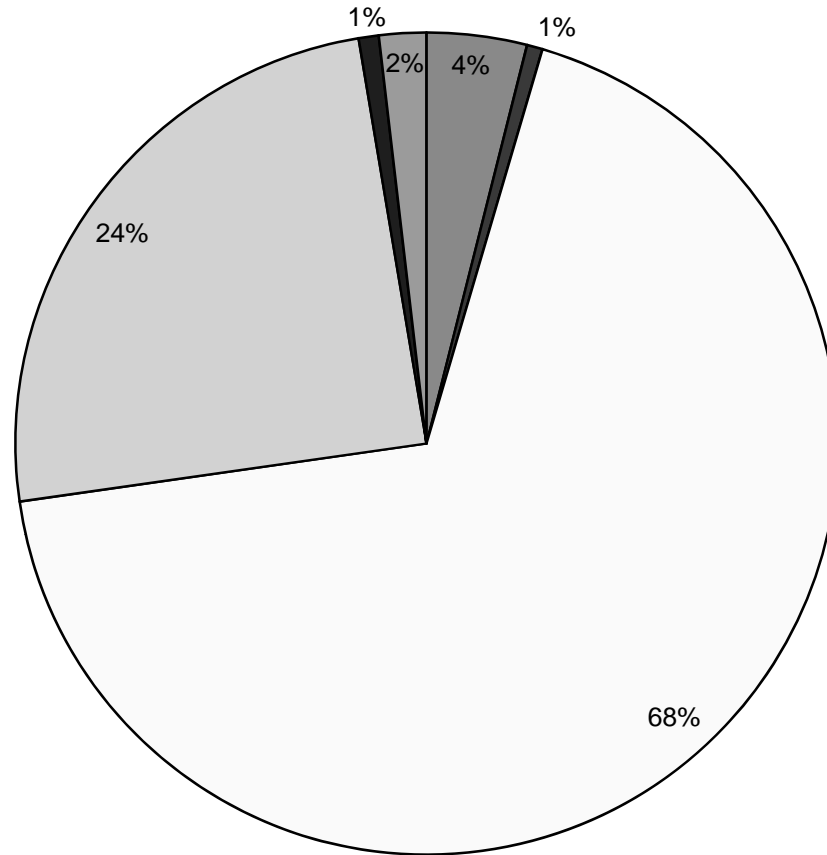
- Internal Adm
- External Adm
- Cust Rebts/Services
- Internal Impl.
- Marketing
- Evaluation

Large Business Energy Solutions



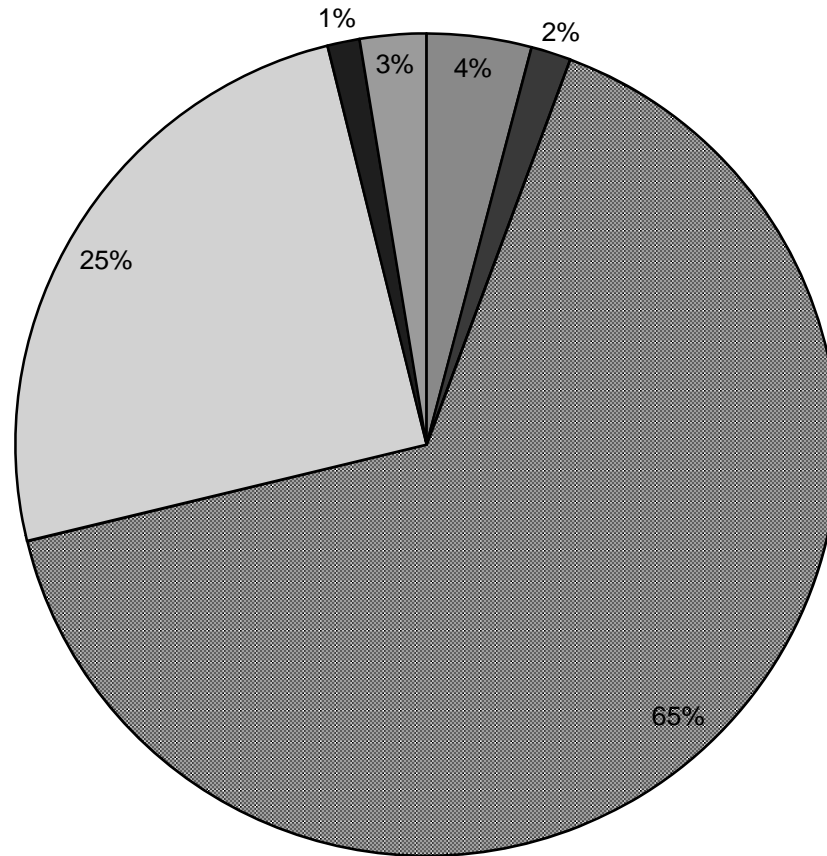
- Internal Adm
- External Adm
- Cust Rebts/Services
- Internal Impl.
- Marketing
- Evaluation

Small Business Energy Solutions



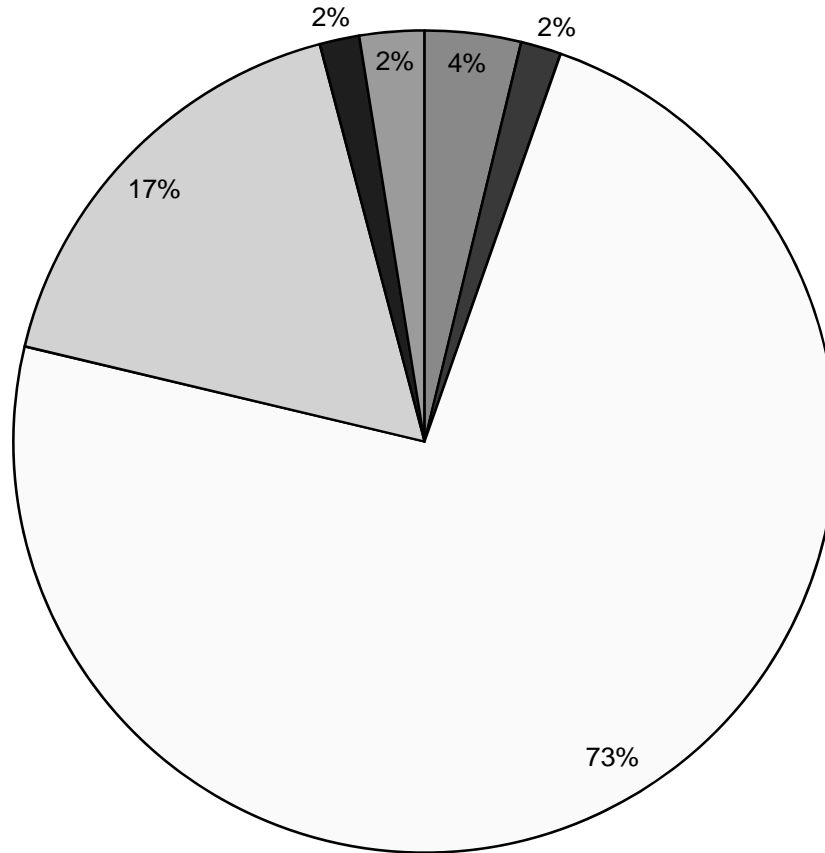
- Internal Adm
- External Adm
- Cust Rebts/Services
- Internal Impl.
- Marketing
- Evaluation

Total Non-Residential Programs



- Internal Adm
- External Adm
- Cust Rebts/Services
- Internal Impl.
- Marketing
- Evaluation

Total Residential and Non-Residential Programs



- Internal Adm
- External Adm
- Cust Rebts/Services
- Internal Impl.
- Marketing
- Evaluation