

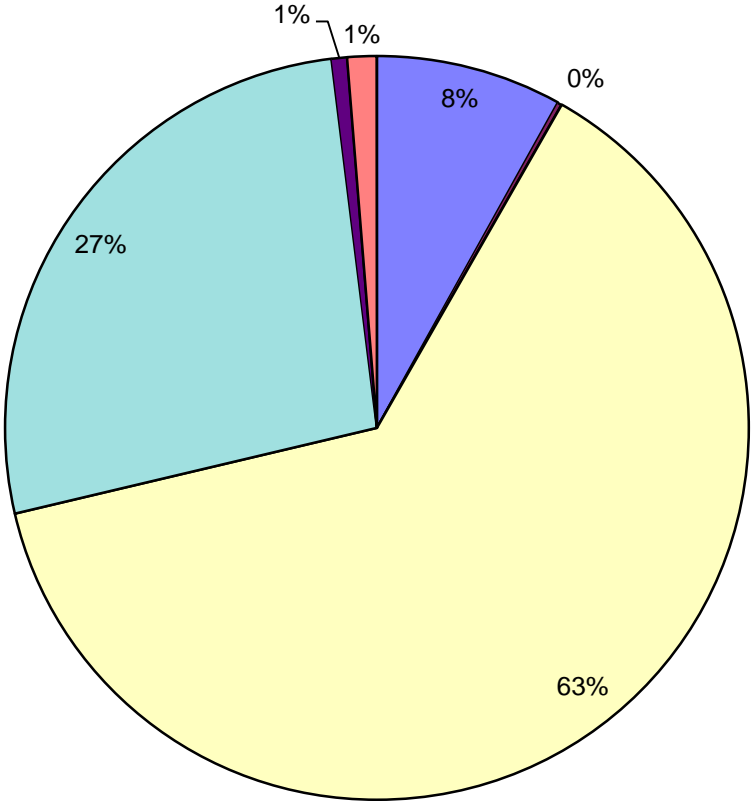
Jan-Mar 2013

Attachment HG

### NH CORE Energy Efficiency Program - GAS 2013 Expenditures

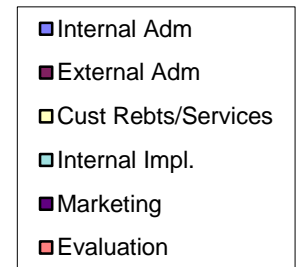
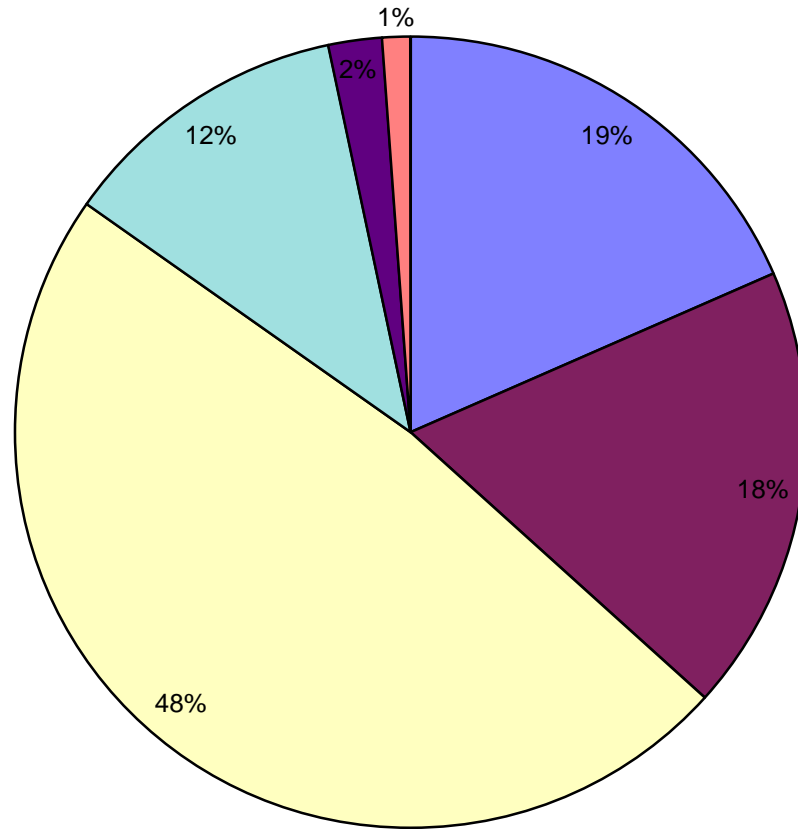
	<u>Internal Adm</u>	<u>External Adm</u>	<u>Cust Rebts/Services</u>	<u>Internal Impl.</u>	<u>Marketing</u>	<u>Evaluation</u>	<u>Total</u>
ENERGY STAR Homes	\$ 2,721	\$ 57	\$ 21,211	\$ 9,001	\$ 227	\$ 427	\$ 33,645
Liberty Gas	1,494	29	-	738	227	65	2,553
Unitil Gas	1,227	29	21,211	8,263	-	363	31,092
Home Performance w/Energy Star	\$ 24,016	\$ 23,777	\$ 62,629	\$ 15,494	\$ 2,852	\$ 1,496	\$ 130,263
Liberty Gas	21,774	23,636	62,489	4,795	2,852	711	116,257
Unitil Gas	2,242	142	140	10,699	-	785	14,006
Energy Star Appliances	\$ 13,981	\$ 3,492	\$ 277,670	\$ 21,270	\$ 1,270	\$ 1,955	\$ 319,638
Liberty Gas	11,430	2,791	146,175	2,423	1,270	711	164,800
Unitil Gas	2,551	701	131,495	18,848	-	1,243	154,838
Home Energy Assistance	\$ 14,120	\$ 48,133	\$ 121,226	\$ 14,220	\$ 1,495	\$ 1,385	\$ 200,579
Liberty Gas	12,754	47,767	97,309	4,273	1,495	711	164,309
Unitil Gas	1,366	366	23,917	9,947	-	673	36,270
Other Residential Programs	\$ 864	\$ 57	\$ -	\$ 1,158	\$ 160	\$ 65	\$ 2,304
Liberty Gas	735	57	-	-	160	65	1,017
Unitil Gas	129	-	-	1,158	-	-	1,286
<b><u>Total Residential Programs</u></b>	<b>\$ 55,702</b>	<b>\$ 75,517</b>	<b>\$ 482,735</b>	<b>\$ 61,143</b>	<b>\$ 6,004</b>	<b>\$ 5,327</b>	<b>\$ 686,428</b>
Large Business Solutions	\$ 34,682	\$ 26,024	\$ 42,991	\$ 20,791	\$ 2,931	\$ 16,864	\$ 144,283
Liberty Gas	31,759	25,640	39,241	1,887	2,931	15,569	117,027
Unitil Gas	2,923	384	3,750	18,904	-	1,295	27,256
Small Business Energy Solutions	\$ 20,807	\$ 20,658	\$ 58,783	\$ 15,298	\$ 3,861	\$ 2,019	\$ 121,425
Liberty Gas	18,883	20,580	27,508	5,534	3,861	1,035	77,401
Unitil Gas	1,924	78	31,275	9,763	-	984	44,024
Other C&I Programs	\$ 21	\$ 2,500	\$ -	\$ -	\$ -	\$ -	\$ 2,521
Liberty Gas	21	2,500	-	-	-	-	2,521
Unitil Gas	-	-	-	-	-	-	-
<b><u>Total Non-Residential Programs</u></b>	<b>\$ 55,510</b>	<b>\$ 49,182</b>	<b>\$ 101,774</b>	<b>\$ 36,089</b>	<b>\$ 6,791</b>	<b>\$ 18,883</b>	<b>\$ 268,229</b>
<b>TOTAL (Both Sectors)</b>	<b>\$ 111,212</b>	<b>\$ 124,699</b>	<b>\$ 584,510</b>	<b>\$ 97,232</b>	<b>\$ 12,795</b>	<b>\$ 24,210</b>	<b>\$ 954,657</b>

**Energy Star Homes**

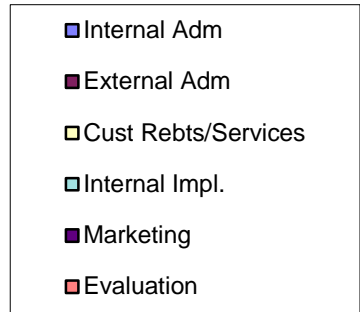
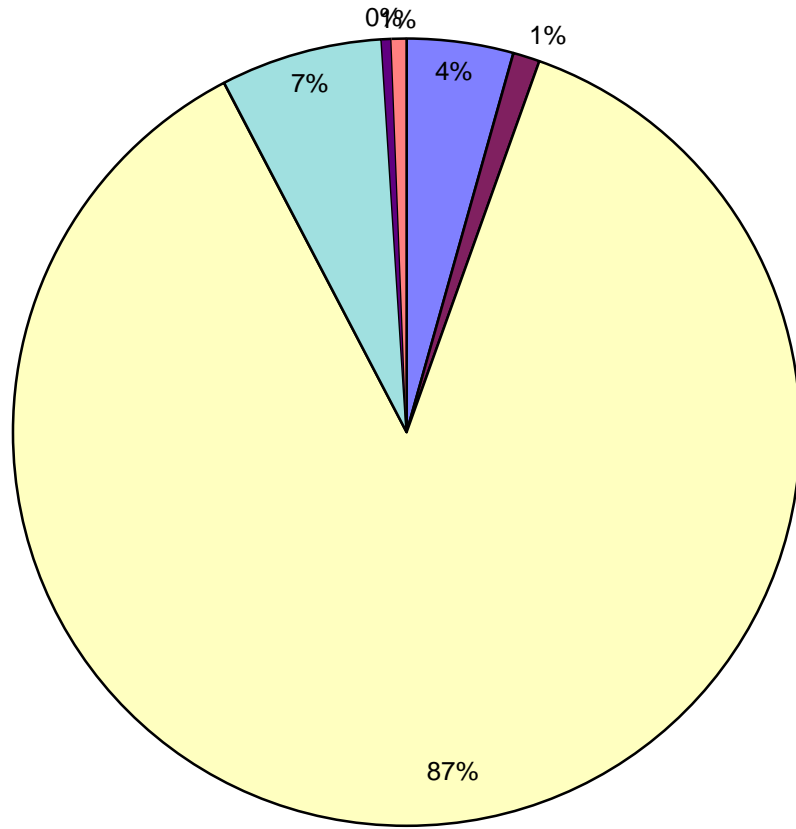


- Internal Adm
- External Adm
- Cust Rebts/Services
- Internal Impl.
- Marketing
- Evaluation

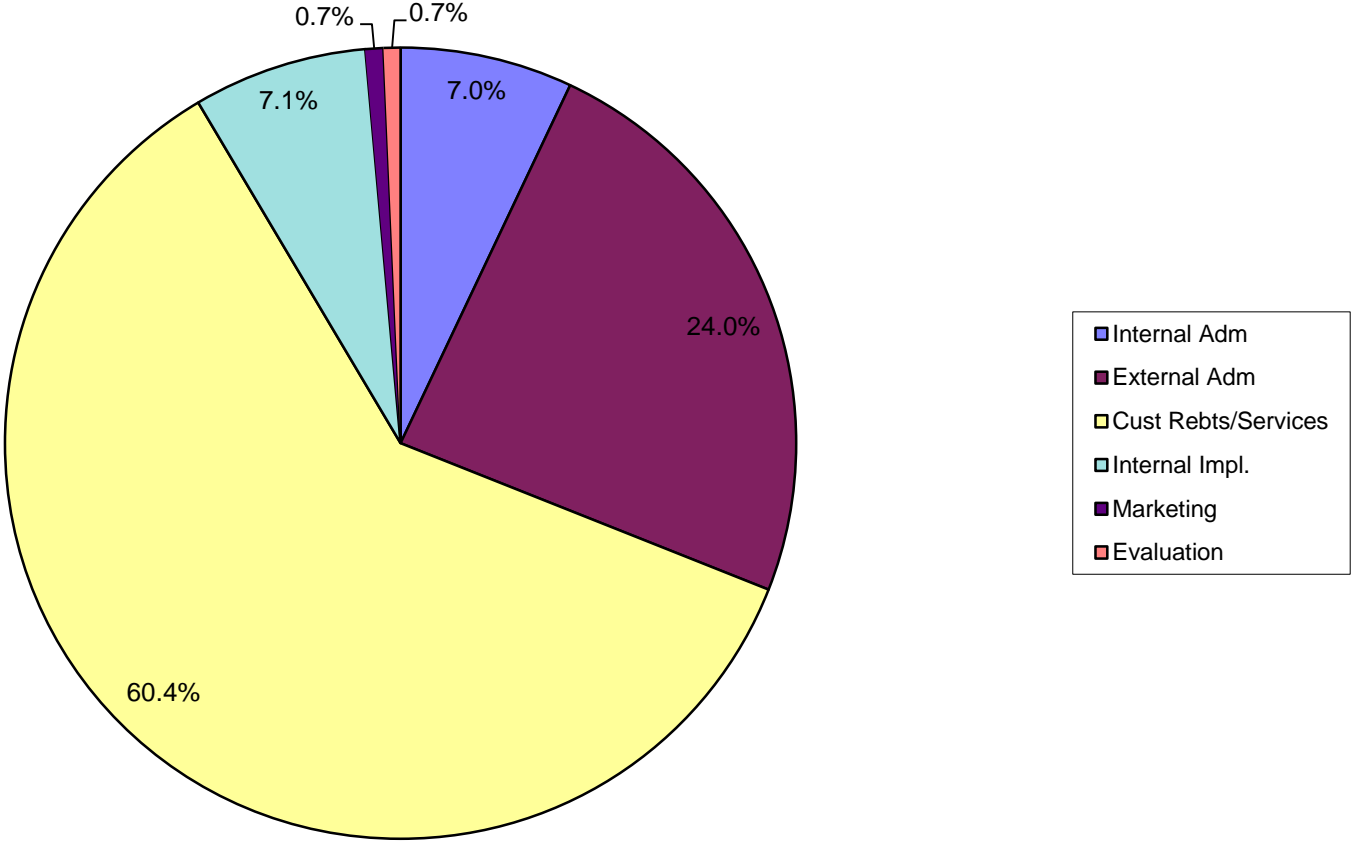
**Home Performance w/ Energy Star**



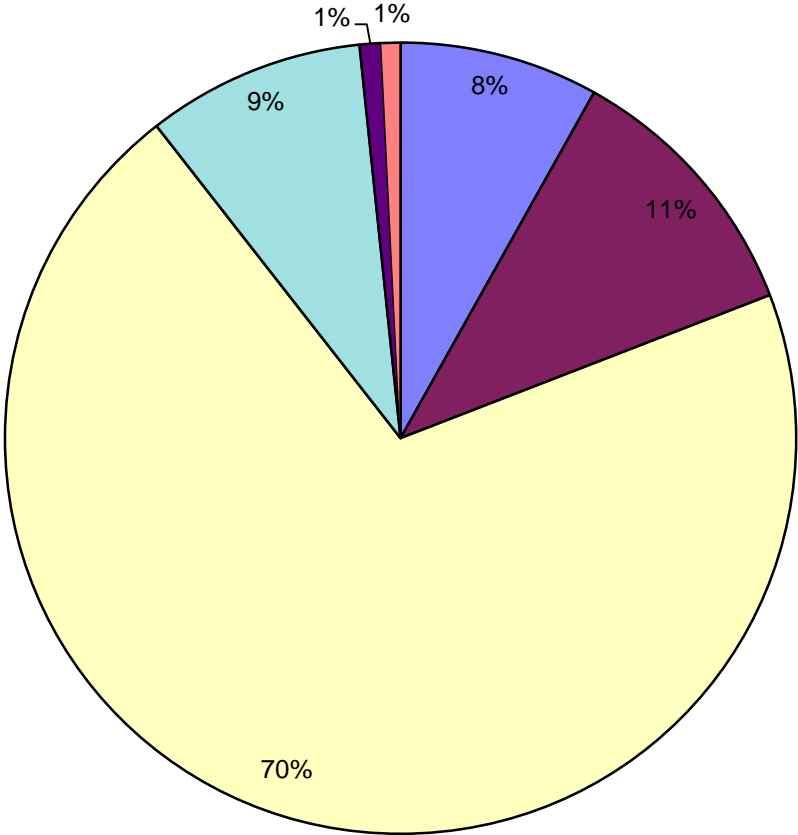
**Energy Star Appliances**



**Home Energy Assistance**

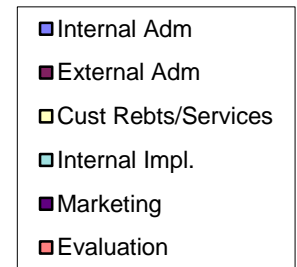
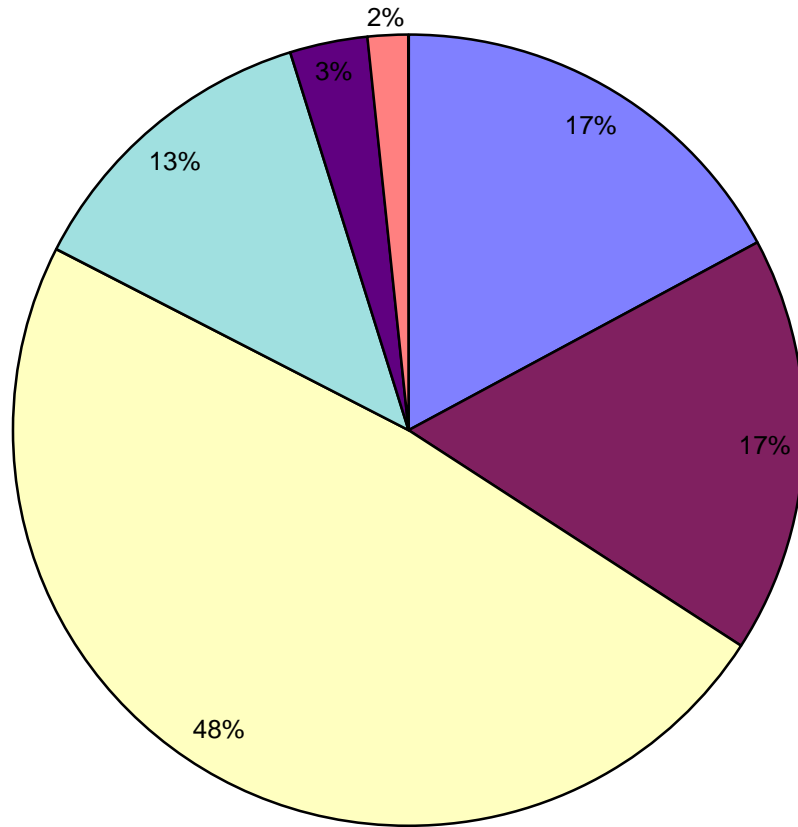


**Total Residential Programs**

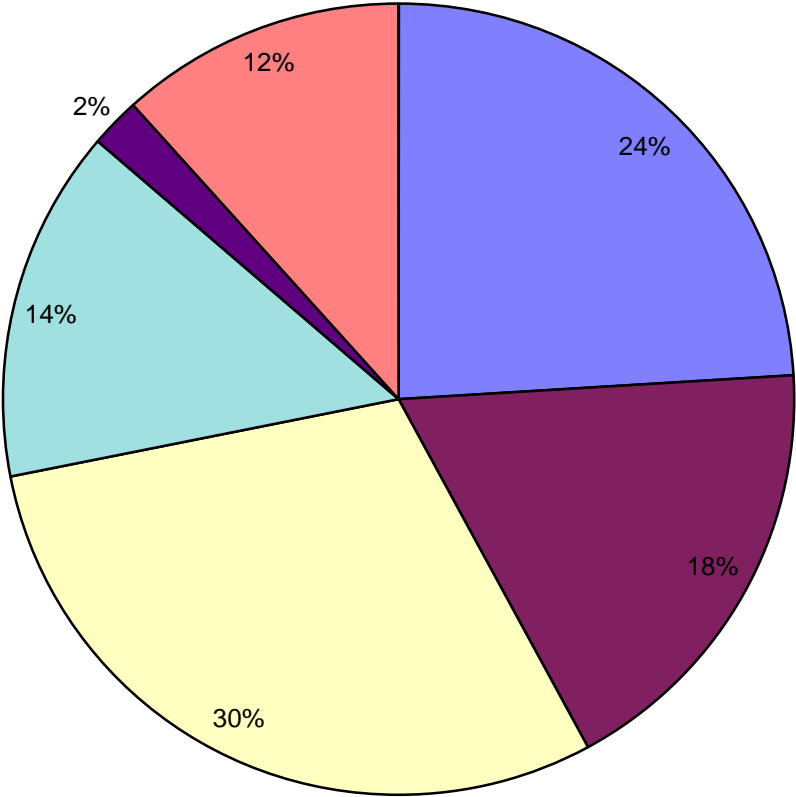


- Internal Adm
- External Adm
- Cust Rebts/Services
- Internal Impl.
- Marketing
- Evaluation

**Small Business Energy Solutions**



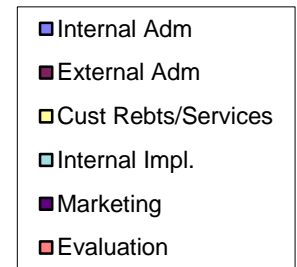
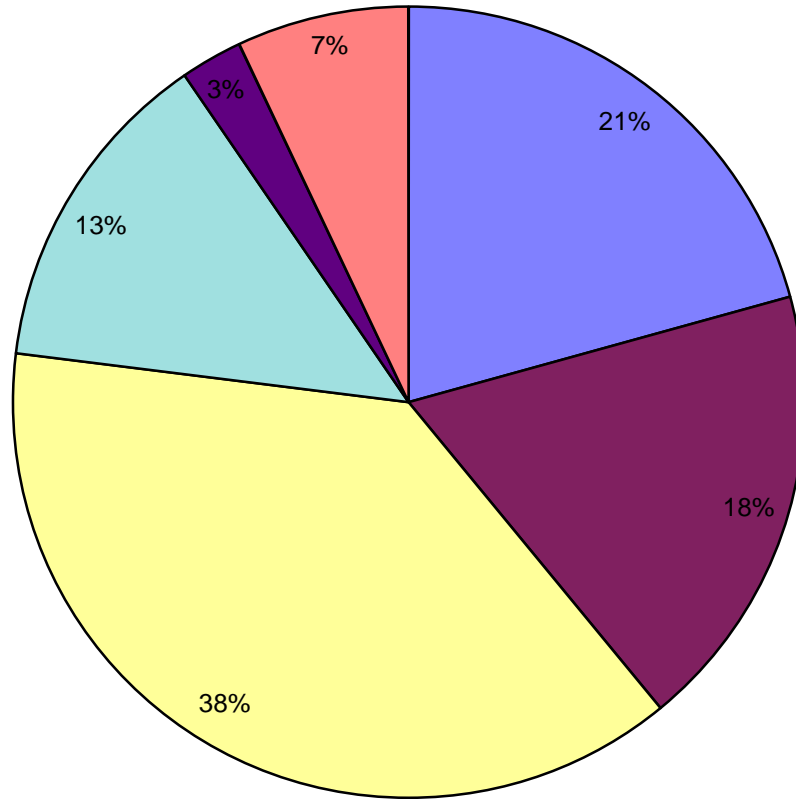
**Large Business Energy Solutions**



- Internal Adm
- External Adm
- Cust Rebts/Services
- Internal Impl.
- Marketing
- Evaluation



**Total Non-Residential Programs**



**Total Residential and Non-Residential Programs**

