Kevin M. Shea
Vice President Government Relations - NH
900 Elm Street, Suite 1922
Manchester, NH 03101

September 30, 2009

Kathryn M. Bailey, P.E.
Director, Telecommunications Division
New Hampshire Public Utilities Commission
21 South Fruit Street, Suite 10
Concord, NH 03301-2429

RE: Northern New England Telephone Operations LLC d/b/a FairPoint Communications - NNE ("FairPoint"), Compliance with Commission Order Dated February 25, 2008 in Docket No. DT 07-11.

Dear Ms. Bailey:

Pursuant to Section 10.7 of the Settlement Agreement between the Joint Petitioners and the Commission Staff, dated January 23, 2008, as approved by the Commission's Order dated February 25, 2008, in Docket No. DT 07-011, the attached document is FairPoint Communications first filing outlining the inventory of Double Poles within the State of New Hampshire.

Within the attachments you will find an overview of the project, a key to terminology utilized within this report and a detailed list of double poles broken down by FairPoint garage locations.

Please acknowledge receipt of this letter and its enclosures by signing or stamping and dating the receipt copy of this letter. Please let me know of any questions or concerns.

Sincerely,

Kevin M. Shea

cc: Meredith Hatfield
Amanda Noonan
File

Summary - Report based on 09.30.09 data extract.

Fairpoint will highlight as requested by the Public Utility Commission the state of dual poles within the State of NH.

Fairpoint Maintenance Areas

FairPoint has currently **404 poles** that are statused ready for Fairpoint to transfer. There are a total of **3,487** poles that we show in various stages of transfer including pending pole sets and work in progress. **Fairpoint completed 763 dual pole removals including transfers within their maintaining areas.**

Electric's Maintenance Areas

In a Power Company Maintaining area, Fairpoint shows 1,337 **transfers** that are currently in Fairpoint's realm (RDY FRP). Majority of these have been a result of field verification on engineering work orders preceding 7/2006 as there was no formal notification system in place prior to that date if any took place at all. Fairpoint also **completed 1,064 transfers in Power Company maintenance areas where they** were notified to remove the poles as the work was completed. This equates to **approximately 1,827 poles addressed for the months of July, August, and September. Presuming the** Power Companies are indeed returning to remove the poles as they were notified..

Ready FairPoint in FairPoint Maintenance	404
Ready FairPoint in Power Co. Maintenance	1337
Total Ready FairPoint	**1741**
FairPoint Completions in FairPoint Maintenance	763
FairPoint Completions in Power Co. Maintenance	1064
Total FairPoint Completions	**1827**

To better understand this report it is important to realize what and where certain responsibilities lie.

Telco Maintenance

This would be defined as an area where FairPoint has the responsibility for poles sets for both Maintenance and New Construction.

Maintenance

Maintenance can be described as replacing poles as a result of deterioration, man made or weather related damages.

New Construction

Can be defined as pole extensions, new developments, services poles etc. any time a new pole is required to provide service.

Service Poles

As a side bar, it is important to understand that in today's competitive environment we do not always secure a customer when a new home is built. If the builder/customer does not wish to have Telco service, we will not set the new pole, inform the power company to proceed in setting the pole and any future maintenance would fall within the power company's responsibility.

Dual Poles

The tracking of dual poles fall within the maintainer's realm of responsibility. In a Telco Maintenance environment, FairPoint will be responsible in tracking and notifying attachees when they need to transfer their facilities.

Attachees

Attachees can be referred to as the joint owner, joint user, municipal which includes both fire alarm and govemmental use, CLECS, and CATV. Governmental use is currently a term being utilized within the LGC while trying to negotiate a standard license with the pole owners in NH.

Lts. Maintenance

Maintenance

This reference is to the power companies where they are responsible for the replacement of poles as a result of deterioration, damage from acts of God or man made damage.

New Construction

Can be defined as pole extensions, new developments, services poles etc. any time a new pole is required to provide service.

Service Poles

This is a pole required by a builder/owner when they call for service to a new/or refurbished building.

Dual Poles

In a Lts Maintenance area, the Lt Co. is responsible for notifying the attachees. NGRID is the only exception to this rule.

Pole removal responsibility

This can certainly get confusing. There are different requirements depending on the verbiage within each individual IOPs In NH, timelines with two Power Companies exists. PSNH and Unitil require FairPoint to transfer their facilities within 60 days or FairPoint inherits the responsibility of the pole removal.

FairPoint has been tracking Lts. time frames and have started to reciprocate in the pole removal responsibility. PSNH did point out that the IOP is contradictory in this arena therfore will not be held accountable to the 60 days as Fairpoint is.

Other

As you look at the **Other** category, this implies the status of transfer is other than listed. It includes all other CLECs, Munincipality, CATVs and other power companies where the volume is lower. Listing all would be cumbersome.

Pending Pole Sets

This criteria includes records where work has not yet been authorized as a result of service dates being out and can include some work that is ongoing and not yet complete. This includes pending pole sets, pole setting in progress, supporting structure in progress, and tree trimming.

Why certain entities are included in the report

Based on the data FairPoint has accumulated, during the days of Verizon, it is apparent that others are responsible as well for the timely transference of facilities.

The report includes the 4 power companies that were involved in negotiations as a condition of the merger/spin-off of Verizon.
Also included is the major CATV company who contributes to a significant number of dual poles
for which both Lts and FRP continue to notify CATV with poor results.

Database Maintained by FairPoint (history)

FairPoint had met with all the power companies in the State in 2006 to explain and inform everyone of our formal notification system.
This system consist of electronic notification of pertinent data each company can relate to such as
each other's pole numbers, memo numbers, street location including Municipality. Notifications go out for pole set completions,
transfer request, and transfer completions so the pole removal can take place. This data is only as good as the notices we receive,
if received. Participation is not 100% as Fairpoint has the only tracking mechanism in place. We sometimes receive multiple notices
for the same work and other times we receive little to no notice. The two companies who participate the most are PSNH and Unitil.
Others are sporadic if anything is received at all. Fairpoint continually purges the database through various reports
and periodic field reviews, not to mention updated list are sent out to the various attachees requesting they update their information.
This is helpful on older jobs that have remained in a perticular state for an extended amount of time.
As valued as this database is, it has been requested by some Power Companies to go to a Web based application so everyone
has access to the system and can update their own data. Fairpoint is also interested as it would relieve us of the responsibility of
inputting and tracking everyone's status.

Telco Maintenance Area

Data Extracted	*1.31.2009*		*3.28.2009*			*6.30.09*			*9.30.09*			
Belmont	January	February	March	April	May	June	July	August	September	October	November	December
Ready Telco	81		95			54			34			
Ready PSNH	72		71			120			93			
Ready NGRID												
Ready Unitil												
Ready NHECOOP	14		11			5			11			
Ready Comcast	1		1			2			5			
Other	117		80			71			98			
Pending pole sets	169		168			97			152			
Total	454	0	426	0	0	349	0	0	393	0	0	0
Concord	January	February	March	April	May	June	July	August	September	October	November	December
Ready Telco	11		1			19			30			
Ready PSNH	35		30			26			19			
Ready NGRID												
Ready Unitil	13		8			7			4			
Ready NHECOOP									1			
Ready Comcast	13		43			36			41			
Other	46		9			18			8			
Pending pole sets	73		52			65			86			
Total	191	0	143	0	0	171	0	0	189	0	0	0
Conway	January	February	March	April	May	June	July	August	September	October	November	December
Ready Telco	44		46			39			16			
Ready PSNH	22		19			17			16			
Ready NGRID												
Ready Unitil												
Ready NHECOOP	2		2			2						
Ready Comcast												
Other	18		18			8			10			
Pending pole sets	31		34			57			87			
Total	117	0	119	0	0	123	0	0	129	0	0	0
Greenland	January	February	March	April	May	June	July	August	September	October	November	December
Ready Telco	40		17			8			2			
Ready PSNH	19		22			25			21			
Ready NGRID												
Ready Unitil	1		7			17			16			
Ready NHECOOP												
Ready Comcast	88		85			80			87			
Other	19		15			14			8			
Pending pole sets	215		165			161			164			
Total	382		311			305			298			
Keene	January	February	March	April	May	June	July	August	September	October	November	December
Ready Telco	78		63			68			28			
Ready PSNH	49		48			29			33			
Ready NGRID	15		15			20			31			

Ready Unitil												
Ready NHECOOP												
Ready Comcast	19		35			92			91			
Other	90		95			96			60			
Pending pole sets	229		309			287			367			
Total	480	0	565	0	0	592	0	0	610	0	0	0
Lancaster	January	February	March	April	May	June	July	August	September	October	November	December
Ready Telco	46		41			33			37			
Ready PSNH	25		21			25			25			
Ready NGRID	2		2			2			2			
Ready Unitil												
Ready NHECOOP	4		4			4			4			
Ready Comcast												
Other	3		9			15			6			
Pending pole sets	81		83			75			186			
Total	161	0	160	0	0	154	0	0	260	0	0	0
Lebanon	January	February	March	April	May	June	July	August	September	October	November	December
Ready Telco	51		58			31			153			
Ready PSNH	19		20			16			14			
Ready NGRID	21		21			20			28			
Ready Unitil												
Ready NHECOOP												
Ready Comcast	14		13			16			19			
Other	16		11			14			6			
Pending pole sets	173		172			188			289			
Total	294	0	295	0	0	285	0	0	509	0	0	0
Manchester	January	February	March	April	May	June	July	August	September	October	November	December
Ready Telco	44		70			74			44			
Ready PSNH	9		12			32			57			
Ready NGRID	1		1			1			1			
Ready Unitil												
Ready NHECOOP												
Ready Comcast	22		26			36			36			
Other	31		12			9						
Pending pole sets	100		108			110			179			
Total	207	0	229	0	0	262	0	0	317	0	0	0
Merrimack	January	February	March	April	May	June	July	August	September	October	November	December
Ready Telco	5		15			31			20			
Ready PSNH	26		12			45			28			
Ready NGRID	1		1						4			
Ready Unitil												
Ready NHECOOP												
Ready Comcast	30		32			40			33			
Other	9		17			12			1			
Pending pole sets	41		38			28			37			
Total	112	0	115	0	0	156	0	0	123	0	0	0

Somersworth	January	February	March	April	May	June	July	August	September	October	November	December
Ready Telco	139		128			168			40			
Ready PSNH	47		39			38			43			
Ready NGRID												
Ready Unitil												
Ready NHECOOP												
Ready Comcast	2		4			4			10			
Other	57		44			48			24			
Pending pole sets	119		122			198			270			
Total	364	0	337	0	0	456	0	0	387	0	0	0

Windham	January	February	March	April	May	June	July	August	September	October	November	December
Ready Telco	20		30			10			0			
Ready PSNH	8		8			6			8			
Ready NGRID	7		7			7			10			
Ready Unitil	10		10			6			7			
Ready NHECOOP												
Ready Comcast	69		62			65			79			
Other	97		78			81			2			
Pending pole sets	90		99			104			166			
Total	301	0	294	0	0	279	0	0	272	0	0	0

Summary	January	February	March	April	May	June	July	August	September	October	November	December
Ready Telco												
in Telco Maintenance	559	0	564	0	0	535			404			
Ready PSNH	331	0	302	0	0	379			357			
Ready NGRID	47	0	47	0	0	50			76			
Ready Unitil	24	0	25	0	0	30			27			
Ready NHECOOP	20	0	17	0	0	11			16			
Ready Comcast	258	0	301	0	0	371			401			
Other	503	0	388	0	0	386			223			
Pending pole sets	1321	0	1350	0	0	1370			1983			
Total	**3063**	**0**	**2994**	**0**	**0**	**3132**	**0**	**0**	**3487**	**0**	**0**	**0**

Dual Poles Rmvd Telco	January	February	March	April	May	June	July	August	September	October	November	December
Belmont	2		29			115			64			
Concord	0		18			20			53			
Conway	1		4			36			27			
Greenland	4		26			93			64			
Keene	0		28			118			131			
Lancaster	5		12			40			32			
Lebanon	3		3			37			43			
Manchester	0		1			31			44			
Merrimack	10		22			27			69			
Somersworth	6		24			20			175			
Windham	1		15			38			61			
Total Telco Maint.	32	0	182	0	0	575	0		763			

Dual Poles Transferred	January	February	March	April	May	June	July	August	September	October	November	December
Belmont	25		14			300			268			

Concord	7		18			36			48			
Conway	24		3			361			179			
Greenland	37		33			106			38			
Keene	26		58			113			189			
Lancaster	7		11			127			66			
Lebanon	2		1			107			16			
Manchester	6		30			52			31			
Merrimack	4		14			145			89			
Somersworth	19		27			140			121			
Windham	7		20			22			19			
Total Lt. Maint.	164	0	229	0	0	1509	0		1064			

Dual Poles Total Completed	January	February	March	April	May	June	July	August	September	October	November	December
Belmont	27	0	43	0	0	415	0		332	0		
Concord	7	0	36	0	0	56	0		101	0		
Conway	25	0	7	0	0	397	0		206	0		
Greenland	41	0	59	0	0	199	0		102	0		
Keene	26	0	86	0	0	231	0		320	0		
Lancaster	12	0	23	0	0	167	0		98	0		
Lebanon	5	0	4	0	0	144	0		59	0		
Manchester	6	0	31	0	0	83	0		75	0		
Merrimack	14	0	36	0	0	172	0		158	0		
Somersworth	25	0	51	0	0	160	0		296	0		
Windham	8	0	35	0	0	60	0		80	0		
Total Dual Poles Addressed	196	0	411	0	0	2084	0		1827			

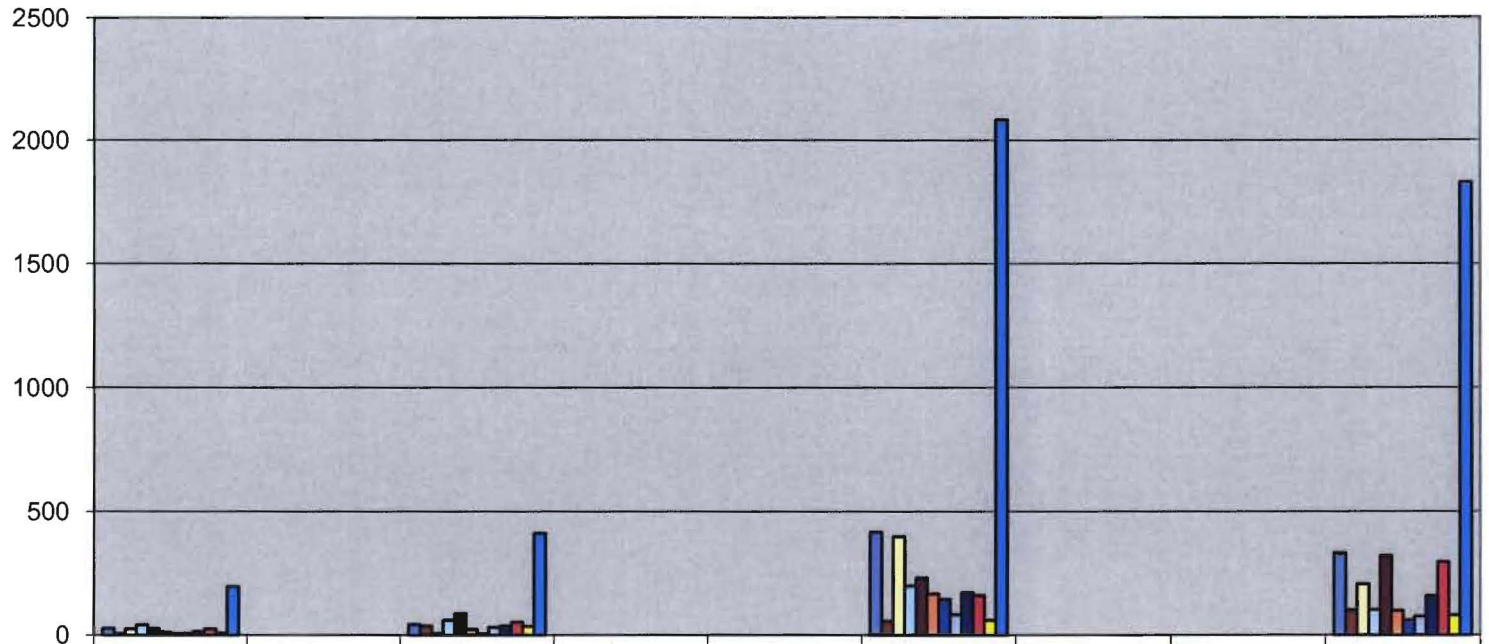

	January	February	March	April	May	June	July	August	September
Belmont	27	0	43	0	0	415	0		332
Concord	7	0	36	0	0	56	0		101
Conway	25	0	7	0	0	397	0		206
Greenland	41	0	59	0	0	199	0		102
Keene	26	0	86	0	0	231	0		320
Lancaster	12	0	23	0	0	167	0		98
Lebanon	5	0	4	0	0	144	0		59
Manchester	6	0	31	0	0	83	0		75
Merrimack	14	0	36	0	0	172	0		158
Somersworth	25	0	51	0	0	160	0		296
Windham	8	0	35	0	0	60	0		80
Total Dual Poles Addressed	196	0	411	0	0	2084	0		1827

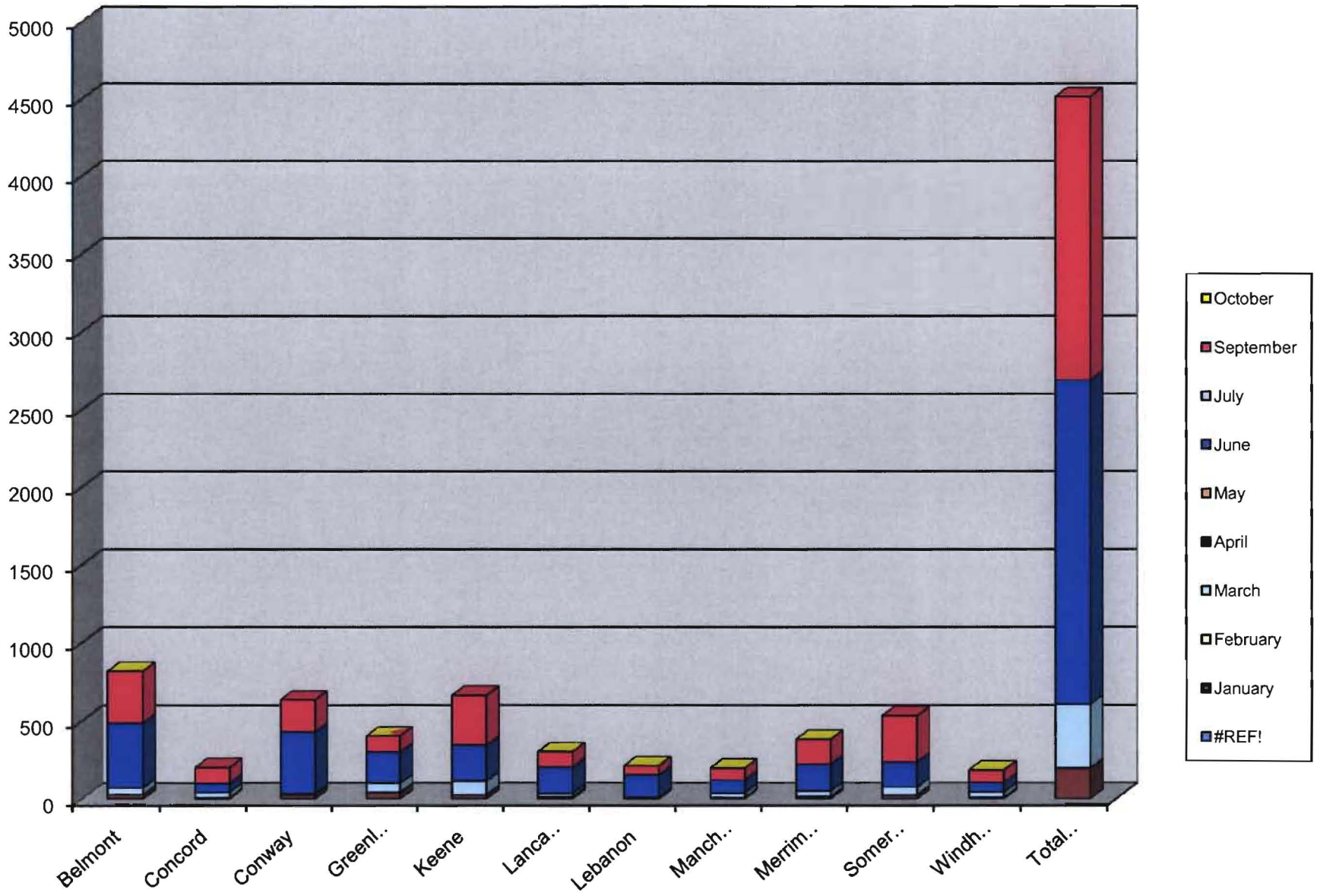
5000
4500
4000
3500
3000
2500
2000
1500
1000
500
0
Belmont
Concord
Conway
Greenl..
Keene
Lanca..
Lebanon
Manch..
Merrim..
Somer..
Windh..
Total..
October
September
July
June
May
April
March
February
January
#REF!

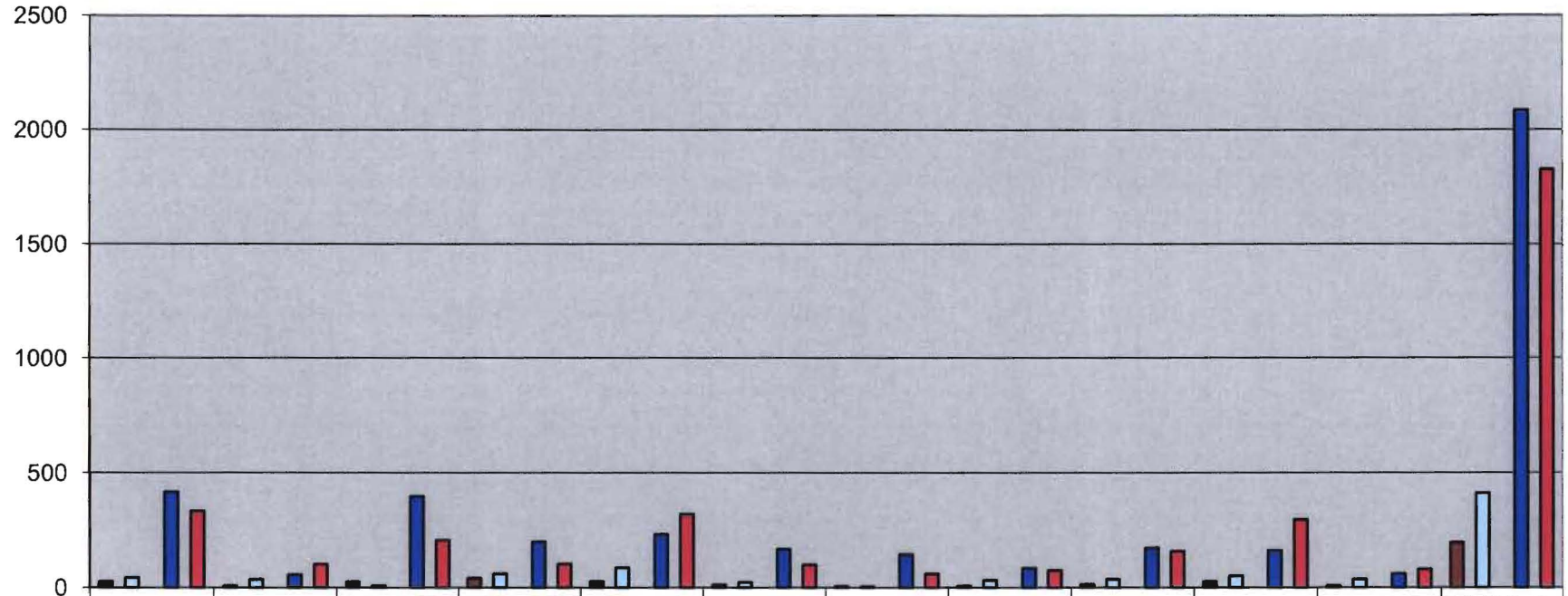

	Belmont	Concord	Conway	Greenland	Keene	Lancaster	Lebanon	Manchester	Merrimack	Somersworth	Windham	Total Dual Poles Addressed
January	27	7	25	41	26	12	5	6	14	25	8	196
February	0	0	0	0	0	0	0	0	0	0	0	0
March	43	36	7	59	86	23	4	31	36	51	35	411
April	0	0	0	0	0	0	0	0	0	0	0	0
May	0	0	0	0	0	0	0	0	0	0	0	0
June	415	56	397	199	231	167	144	83	172	160	60	2084
July	0	0	0	0	0	0	0	0	0	0	0	0
September	332	101	206	102	320	98	59	75	158	296	80	1827

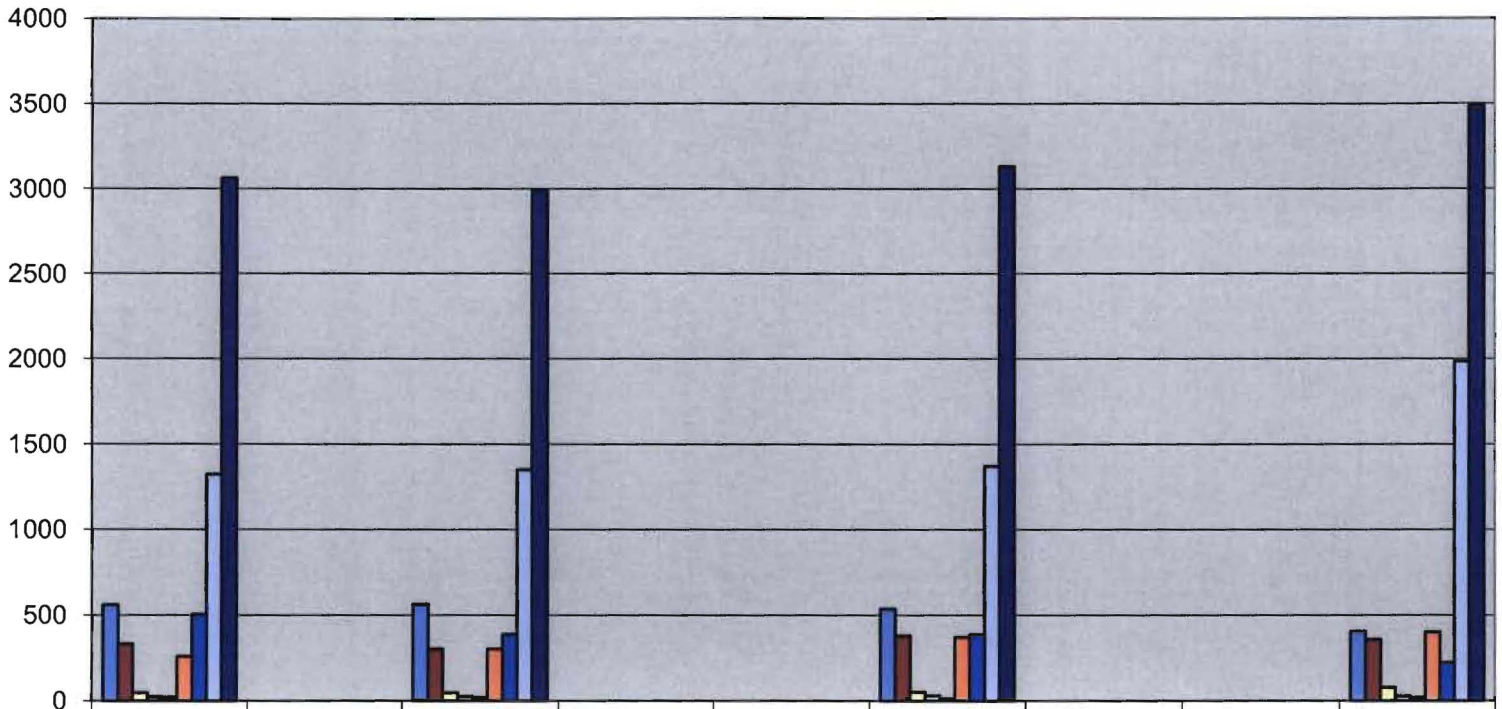

	January	February	March	April	May	June	July	August	September
Ready Telco in Telco Maintenance	559	0	564	0	0	535			404
Ready PSNH	331	0	302	0	0	379			357
Ready NGRID	47	0	47	0	0	50			76
Ready Unitil	24	0	25	0	0	30			27
Ready NHECOOP	20	0	17	0	0	11			16
Ready Comcast	258	0	301	0	0	371			401
Other	503	0	388	0	0	386			223
Pending pole sets	1321	0	1350	0	0	1370			1983
Total	3063	0	2994	0	0	3132	0	0	3487

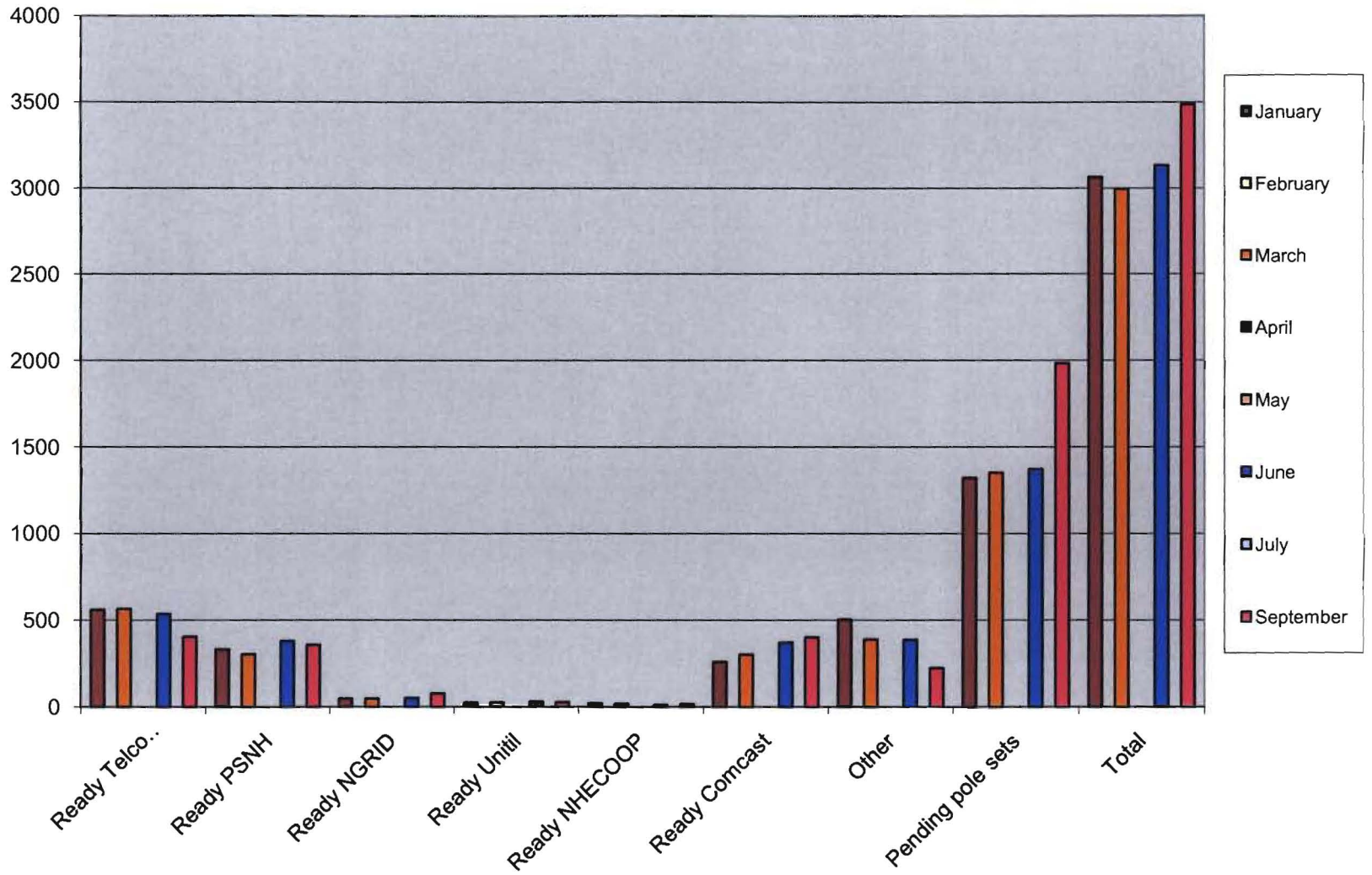
4000
3500
3000
2500
2000
1500
1000
500
0
Ready Telco..
Ready PSNH
Ready NGRID
Ready Unitil
Ready NHECOOP
Ready Comcast
Other
Pending pole sets
Total
January
February
March
April
May
June
July
September

Elco Maintenance Area

	1.31.09		3.28			6.30.09			9.30.09			
Belmont	**January**	**February**	**March**	**April**	**May**	**June**	**July**	**August**	**September**	**October**	**November**	**December**
Ready Telco	386		407			251			121			
Elco Maintenance Status Unknown	324		265			165			163			
Total	710	0	672	0	0	416	0	0	284	0	0	0
Concord	**January**	**February**	**March**	**April**	**May**	**June**	**July**	**August**	**September**	**October**	**November**	**December**
Ready Telco	53		10			7			10			
Elco Maintenance Status Unknown	57		75			93			101			
Total	110	0	85	0	0	100	0	0	111	0	0	0
Conway	**January**	**February**	**March**	**April**	**May**	**June**	**July**	**August**	**September**	**October**	**November**	**December**
Ready Telco	508		506			293			166			
Elco Maintenance Status Unknown	209		208			185			243			
Total	717	0	714	0	0	478	0	0	409	0	0	0
Greenland	**January**	**February**	**March**	**April**	**May**	**June**	**July**	**August**	**September**	**October**	**November**	**December**
Ready Telco	85		33			6			6			
Elco Maintenance Status Unknown	322		314			311			389			
Total	407	0	347	0	0	317	0	0	395	0	0	0
Keene	**January**	**February**	**March**	**April**	**May**	**June**	**July**	**August**	**September**	**October**	**November**	**December**
Ready Telco	242		221			185			109			
Elco Maintenance Status Unknown	250		238			214			263			
Total	492	0	459	0	0	399	0	0	372	0	0	0
Lancaster	**January**	**February**	**March**	**April**	**May**	**June**	**July**	**August**	**September**	**October**	**November**	**December**
Ready Telco	221		218			139			222			
Elco Maintenance Status Unknown	134		126			168			290			
Total	355	0	344	0	0	307	0	0	512	0	0	0
Lebanon	**January**	**February**	**March**	**April**	**May**	**June**	**July**	**August**	**September**	**October**	**November**	**December**
Ready Telco	436		441			378			434			
Elco Maintenance Status Unknown	99		96			112			136			
Total	535	0	537	0	0	490	0	0	570	0	0	0

Manchester	January	February	March	April	May	June	July	August	September	October	November	December
Ready Telco	60		55			158			165			
Elco Maintenance Status Unknown	229		222			193			260			
Total	289	0	277	0	0	351	0	0	425	0	0	0

Merrimack	January	February	March	April	May	June	July	August	September	October	November	December
Ready Telco	63		103			26			13			
Elco Maintenance Status Unknown	154		112			111			83			
Total	217	0	215	0	0	137	0	0	96	0	0	0

Somersworth	January	February	March	April	May	June	July	August	September	October	November	December
Ready Telco	215		199			124			68			
Elco Maintenance Status Unknown	204		199			159			213			
Total	419	0	398	0	0	283	0	0	281	0	0	0

Windham	January	February	March	April	May	June	July	August	September	October	November	December
Ready Telco	14		13			20			23			
Elco Maintenance Status Unknown	93		75			78			145			
Total	107	0	88	0	0	98	0	0	168	0	0	0

Summary	January	February	March	April	May	June	July	August	September	October	November	December
Ready Telco in Elco Maintenance	2283	0	2206	0	0	1587	0	0	1337	0	0	0
Elco Maintenance Status Unk	2075	0	1930	0	0	1789	0	0	2286	0	0	0
Total	4358	0	4136	0	0	3376	0	0	3623	0	0	0

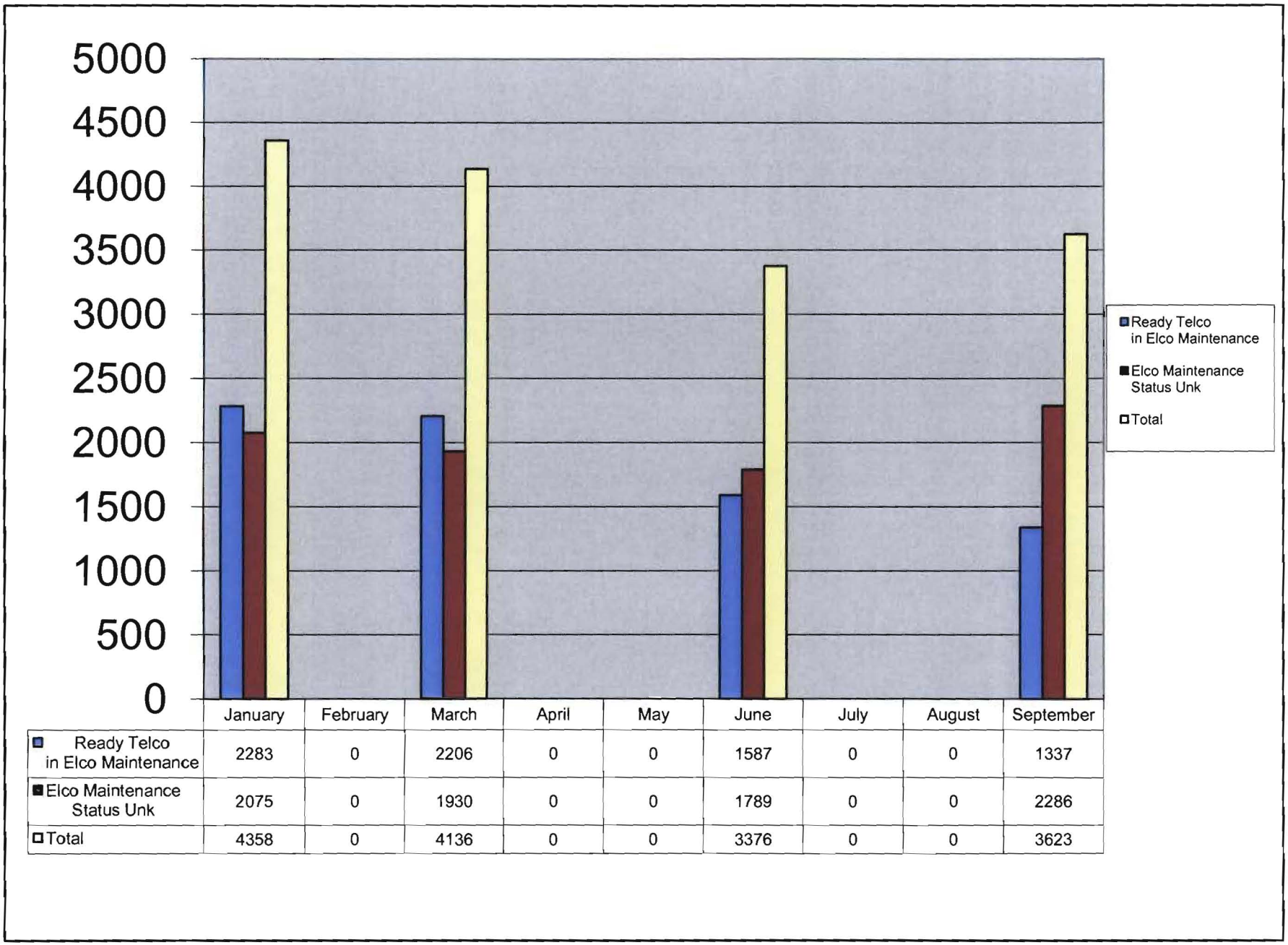

	January	February	March	April	May	June	July	August	September
Ready Telco in Elco Maintenance	2283	0	2206	0	0	1587	0	0	1337
Elco Maintenance Status Unk	2075	0	1930	0	0	1789	0	0	2286
Total	4358	0	4136	0	0	3376	0	0	3623

Calculations

FAIRPOINT REMOVAL

Number of Removals	763		COST	TOTAL
High Cost Removal %	10%	76	$1,000	
High Cost Transfer %	16%	12	$600	$19,533
Med Cost Transfer %	82%	63	$300	$81,336
Low Cost Transfer %	2%	2	$0	$1,526
Low Cost Removal %	90%	687	$500	
High Cost Transfer %	16%	110	$600	$120,859
Med Cost Transfer %	82%	563	$300	$450,475
Low Cost Transfer %	2%	14	$0	$6,867
			TOTAL	$680,596

ELCO REMOVAL

Number of Transfers	1064		COST	TOTAL
High Cost Transfer %	16%	170	$600	$102,144
Med Cost Transfer %	84%	894	$300	$268,128
Low Cost Transfer %	0%	0	$0	$0
			TOTAL	$370,272

NEW HAMPSHIRE DUAL POLE REMOVAL ESTIMATES						
YEAR	POLES TRF/RMVD	COST	POLES TRF/ LTS	COST	SURVEY COST	TOTAL
2008					$ 173,200.00	$ 173,200.00
April	165	$ 123,888.00	220	$ 76,560.00		$ 200,448.00
May	225	$ 200,700.00	232	$ 80,736.00		$ 281,436.00
June	97	$ 86,524.00	293	$ 101,964.00		$ 188,488.00
July	152	$ 135,584.00	244	$ 84,912.00		$ 220,496.00
August	117	$ 104,364.00	379	$ 131,892.00		$ 236,256.00
September	142	$ 126,664.00	296	$ 103,008.00		$ 229,672.00
October	149	$ 132,908.00	356	$ 123,888.00		$ 256,796.00
November	123	$ 109,716.00	341	$ 118,668.00		$ 228,384.00
December	0		0			$ -
Total	1170	$ 1,020,348.00	2361	$ 821,628.00		$ 1,841,976.00
2009						
January	0		0			$ -
February	0		0			$ -
March	182	$ 162,384.00	229	$ 79,692.00		$ 242,076.00
April						$ -
May						$ -
June	576	$ 513,792.00	1509	$ 525,132.00		$ 1,038,924.00
July						$ -
August						$ -
September	763	$ 680,596.00	1064	$ 370,272.00		$ 1,050,868.00
October						$ -
November						$ -
December						$ -
Total	1521	$ 1,356,772.00	2802	$ 975,096.00		$ 2,331,868.00
2010						
January						$ -
February						$ -
March						$ -
April						$ -
May						$ -
June						$ -
July						$ -
TOTAL	0	0	0	0	0	0