

EXHIBIT JAR-1

John A. Rosenkranz Resume

JOHN A. ROSENKRANZ
56 Washington Drive
Acton, MA 01720
(617) 755-3622
[jrosenkranz@verizon.net](mailto:rosenkranz@verizon.net)

PROFESSIONAL EXPERIENCE

North Side Energy, LLC, Acton, MA 2006 – Present
PRINCIPAL

Consultant to energy companies, government agencies and natural gas consumers. Practice areas include:

- Gas distribution company resource planning and procurement practices.
- Fuel supply for power generation and electric-gas interface issues.
- Natural gas transmission and storage cost allocation.
- Market studies and avoided cost analysis.

Calpine Corporation, Boston, MA 2000 – 2006
DIRECTOR, GAS ORIGINATION

Developed and implemented fuel supply plans for gas-fired power plants in the Northeast U.S. and Eastern Canada. Negotiated and managed contracts with natural gas suppliers and transporters.

- Testified on the availability of natural gas supply and pipeline delivery capacity to support the permitting of a gas-fired power plant in the Midwest.
- Part of a commercial/legal team that obtained favorable arbitration decisions enforcing long-term natural gas contracts.

PG&E Gas Transmission, Boston, MA and Portland, OR 1997 – 1999
DIRECTOR, BUSINESS DEVELOPMENT

Identified and managed development projects and investment opportunities involving natural gas pipelines, underground storage and LNG peaking plants.

- Project manager for a natural gas storage feasibility study in the Pacific Northwest.
- Owner representative and management committee member for the Iroquois Gas Transmission System and Portland Natural Gas Transmission System partnerships.

J. Makowski Co. (acquired by U.S. Generating Company), Boston, MA 1992 – 1997
MANAGER, PROJECT DEVELOPMENT

Supervised a team that provided project management and marketing support for natural gas pipeline and storage projects. Conducted regional gas market studies for internal projects and outside clients.

VICE PRESIDENT - EnerPro, Inc., Chicago, IL 1990 – 1992
Gas supply consultant to gas distribution companies. Helped clients define gas portfolio objectives, draft requests for proposals, evaluate suppliers, and negotiate long-term gas purchase contracts.

MANAGER, GAS MODELING GROUP - Planmetrics, Inc., Chicago, IL 1986 – 1990
Consulting support to gas supply planners at local distribution companies.

ADVISORY ECONOMIST - Chicago Board of Trade, Chicago, IL 1983 – 1986
Researched commodity markets for futures and options trading potential. Prepared a natural gas futures trading proposal that was submitted to the Commodity Futures Trading Commission.

John A. Rosenkranz

Page 2

EDUCATION

Graduate study in Economics - Northwestern University, Evanston, IL
Completed all course and examination requirements for Ph.D.

Bachelor of Arts, Economics - George Washington University, Washington, DC

REGULATORY PROCEEDINGS

Natural Gas Supply Planning and Cost of Gas

The Berkshire Gas Company

Case#: DPU Docket 15-178

Client: Town of Montague

Scope: Testimony on alternatives to a proposed long-term pipeline transportation contract.

Northern Utilities, Inc. Retail Choice Program

Case#: MPUC Docket 2014-00132

Client: Maine Public Advocate

Scope: Testimony and surrebuttal testimony on proposed changes to retail choice program

Northern Utilities, Inc. Cost of Gas Factor

Case#: MPUC Docket 2015-00041

Client: Maine Public Advocate

Scope: Testimony on the distribution of pipeline rate refund.

Liberty Utilities (EnergyNorth) Proposed Transportation Agreement with Tennessee Gas Pipeline

Case #: NHPUC Docket 14-380

Client: Pipe Line Awareness Network for the Northeast, Inc.

Scope: Testimony on alternatives to a proposed long-term pipeline transportation contract.

Northern Utilities, Inc. Integrated Resource Plans

Case #: MPUC Dockets 2015-00018 and 2011-00526

Client: Maine Public Advocate

Scope: Prepare discovery requests and participate in technical conferences.

Northern Utilities, Inc. Cost of Gas Factor Cases

Case #: MPUC Dockets 2015-00231, 2014-00247, 2013-00417, and 2012-00413

Client: Maine Public Advocate

Scope: Review cost of gas filings. Prepare discovery requests and participate in technical conferences.

Bangor Gas Company Annual Review of Cost of Gas Activities

Case #: MPUC Docket 2014-00204

Client: Maine Public Advocate

Scope: Review cost of gas filings. Prepare discovery requests and participate in technical conferences.

New Jersey Natural Gas Company Basic Gas Supply Service Reviews

Case #: NJBPU Dockets GR15060644, GR14060537, GR13050425, and GR12060472

Client: New Jersey Division of Rate Counsel

Scope: Draft discovery requests, prepare written report, and support settlement negotiations.

John A. Rosenkranz

Page 3

South Jersey Gas Company Basic Gas Supply Service Review s

Case #: NJBPU Dockets GR15060642, GR14050510 and GR13050434

Client: New Jersey Division of Rate Counsel

Scope: Draft discovery requests, prepare written report, and support settlement negotiations.

Elizabethtown Gas Capacity Management Plan

Case#: NJBPU Docket GO13040272

Client: New Jersey Division of Rate Counsel

Scope: Prepare discovery requests and participate in settlement negotiations.

Northern Utilities Hedging Program Review

Case #: MPUC Docket 2012-00448

Client: Maine Public Advocate

Scope: Review proposed changes to hedge program. Participate in technical conferences

UNS Gas Inc. Rate Case

Case #: ACC Docket No. G-04204A-11-0158

Client: Arizona Corporation Commission Utilities Division Staff

Scope: Review gas procurement activities. Testimony with findings and recommendations.

Cost Allocation and Rates

Union Gas 2014 Rate Case

Case #: EB-2013-0365

Client: Canadian Manufacturers & Exporters and other consumer groups

Scope: Testimony recommending changes to the allocation of transmission costs.

Union Gas 2013 Rate Case

Case #: OEB Case EB-2011-00210

Client: Canadian Manufacturers & Exporters and other consumer groups

Scope: Testimony on the allocation of storage and transmission costs.

Union Gas 2010 Earning Sharing and Deferral Accounts Proceeding

Case #: OEB Case EB-2011-0038

Client: Canadian Manufacturers & Exporters and other consumer groups

Scope: Testimony on allocation of storage costs and margins between utility and non-utility operations.

Northern Utilities Approval of Affiliated Interest Transaction

Case #: MPUC Dockets 2011-00302, 2012-00393, and 2013-00259

Client: Maine Public Advocate

Scope: Review proposed contract with pipeline affiliate. Examine rate implications for sales customers.

Northern Utilities, Inc. Rate Case

Case #: MPUC Docket 2011-00092

Client: Maine Public Advocate

Scope: Filed testimony on cost issues related to gas supply activities.

Florida Gas Transmission Rate Case

Case #: FERC Docket No. RP10-21

Client: Atlantic Power Corporation

Scope: Support Atlantic Power's participation in shipper group opposing rate increase.

John A. Rosenkranz

Page 4

Granite State Gas Transmission, Inc. Rate Case

Case #: FERC Docket No. RP10-896

Clients: Maine Public Advocate and MPUC Staff

Scope: Review rate case application. Participate in settlement negotiations.

Maritimes & Northeast Rate Case

Case #: FERC Docket No. RP04-360

Client: Calpine Corporation

Scope: Testimony on distance-based rates.

Natural Gas Markets

Merger of The Southern Company and AGL Resources, Inc.

Case #: NJBPU Docket GM16101196

Client: New Jersey Division of Rate Counsel

Scope: Testimony on potential affiliate preference in asset management arrangement.

Union Gas 2016 Dawn Parkway Expansion Project

Case #: OEB Case EB-2014-0261

Client: Canadian Manufacturers & Exporters and other consumer groups

Scope: Testimony on market developments that may reduce Northeast U.S. companies' demand for Canadian gas transportation services.

Ontario Natural Gas Market Review

Case #: OEB Cases EB-2014-0289 and EB-2010-0199

Client: Canadian Manufacturers & Exporters and other consumer groups

Scope: Written and oral submissions on natural gas market issues.

Enbridge Gas Distribution GTA Project

Case #: OEB Case EB-2012-0451

Client: Green Energy Coalition

Scope: Prepare discovery requests on the need for a proposed expansion project.

Portland Natural Gas Transmission System Rate Case

Case #: FERC Docket RP10-729

Client: Maine Public Advocate

Scope: Rebuttal testimony on the market risks faced by the pipeline.

Natural Gas for Power Generation

New Jersey Natural Gas Service Agreement for Red Oak Power

Case #: NJBPU Docket GO13010059

Client: New Jersey Division of Rate Counsel

Scope: Prepare discovery requests and participate in settlement negotiations.

Ontario Integrated Power System Plan

Case #: OEB Case EB-2007-0707

Client: Ontario Power Authority

Scope: Report on the implications of increased gas-fired power generation for the Ontario gas market.

John A. Rosenkranz

Page 5

Natural Gas Electricity Interface Review

Case #: OEB Case EB-2005-0551

Client: Association of Power Producers of Ontario

Scope: Written evidence on power generators' gas service needs. Expert witness at hearing.

Greenfield Energy Centre Leave to Construct

Case#: OEB Case EB-2005-0441

Client: Greenfield Energy Centre

Scope: Witness supporting a generator's application to construct its own gas supply pipeline.

Mankato Energy Center

Case #: MN PUC Case IP-6345/CN-03-1884

Client: Calpine Corporation

Scope: Testimony on the availability of natural gas for power generation in Minnesota.

Wisconsin Electric Power

Case #: WPSC Case 05-CE-130

Client: Calpine Corporation

Scope: Rebuttal testimony on the availability of natural gas for power generation in Wisconsin.

Rulemaking

Storage and Transportation Access Rules

Case #: OEB Case EB-2008-0052

Client: Ontario Energy Board Staff

Scope: Report on transporter and storage operator conduct and reporting requirements in other jurisdictions. Assist Staff in drafting proposed rules and reviewing intervenor comments.

Guidelines for Pre-Approval of Long-Term Gas Supply Contracts

Case #: OEB Case EB-2008-0280

Client: Ontario Energy Board Staff

Scope: Assist Board Staff in evaluating policy options.

REDACTED

EXHIBIT JAR-2

Petitioner's Response to Data Request PLAN 1-3

Liberty Utilities (EnergyNorth Natural Gas) Corp. d/b/a Liberty Utilities

DG 15-494

Petition for Approval of Tennessee Gas Pipeline Company, LLC Supply Path Precedent Agreement

PLAN Data Requests - Set 1

Date Request Received: 1/27/16
Request No. PLAN 1-3

Date of Response: 2/10/16
Respondent: Francisco C. DaFonte

REQUEST:

Reference: DaFonte Direct Testimony, Bates at 023.

- a) Please explain exactly how EnergyNorth “developed daily pricing for the supplies in the Marcellus and Utica production area (i.e., Leidy)”.
- b) Please describe each of the inputs used to calculate the daily Leidy prices, and identify the source for each input.
- c) Please provide spreadsheets showing the calculation of the daily Leidy prices for the historical period (November 1, 2011 through June 30, 2015) and the first year of the analysis period (November 1, 2018 through October 31, 2019).

RESPONSE:

- a) Please see the response to PLAN 1-3, subpart b below.
- b) The Leidy prices used in the SENDOUT® analysis are based on the NYMEX futures. The forward basis values for Leidy are from the Intercontinental Exchange, Inc. Please see the responses to Staff 1-24.
- c) Please see the response to PLAN 1-3, subpart b above.

REDACTED

EXHIBIT JAR-3

Petitioner's Response to Data Request Staff 1-24

Liberty Utilities (EnergyNorth Natural Gas) Corp. d/b/a Liberty Utilities

DG 15-494

Petition for Approval of Tennessee Gas Pipeline Company, LLC Supply Path Precedent Agreement

Staff Data Requests - Set 1 (Continued)

Date Request Received: 1/27/16
Request No. Staff 1-24

Date of Response: 2/10/16
Respondent: Francisco C. DaFonte

REQUEST:

Ref. DaFonte Testimony, Bates p. 23, Lines 3-7. Please provide the Company-developed daily pricing for Leidy and Wright (used in SENDOUT analysis) in excel format with all supporting data and analysis.

RESPONSE:

Please see Attachment Staff 1-24.xlsx.

REDACTED

Attachment Staff 1-24

		Nov-18	Dec-18	Jan-19	Feb-19	Mar-19	Apr-19	May-19	Jun-19	Jul-19	Aug-19	Sep-19	Oct-19
LEIDY													
	NYMEX	3.425	3.591	3.716	3.696	3.634	3.334	3.337	3.371	3.407	3.424	3.416	3.44
	Basis	<u>-1.0275</u>	<u>-0.9650</u>	<u>-0.9250</u>	<u>-0.9300</u>	<u>-0.9925</u>	<u>-0.5100</u>	<u>-0.6700</u>	<u>-0.8500</u>	<u>-1.0275</u>	<u>-1.0375</u>	<u>-1.1325</u>	<u>-1.1300</u>
		2.3975	2.6260	2.7910	2.7660	2.6415	2.8240	2.6670	2.5210	2.3795	2.3865	2.2835	2.3100
WRIGHT													
	NYMEX	3.425	3.591	3.716	3.696	3.634	3.334	3.337	3.371	3.407	3.424	3.416	3.44
	Structured Basis	<u>-0.0237</u>	<u>0.7306</u>	<u>1.1038</u>	<u>0.7678</u>	<u>0.5074</u>	<u>0.1548</u>	<u>-0.0059</u>	<u>-0.1866</u>	<u>-0.3648</u>	<u>-0.3747</u>	<u>-0.4702</u>	<u>-0.4676</u>
		3.4013	4.3216	4.8198	4.4638	4.1414	3.4888	3.3311	3.1844	3.0422	3.0493	2.9458	2.9724

	nov	dec	jan	feb	mar
1	18	30	54	20	47
2	14	48	37	25	35
3	13	45	31	43	44
4	14	45	27	41	44
5	21	43	25	51	26
6	21	41	28	57	33
7	18	41	39	53	29
8	15	43	43	38	37
9	19	37	40	42	42
10	19	31	32	38	38
11	15	23	38	44	20
12	19	35	42	33	22
13	21	46	36	39	23
14	20	42	37	39	23
15	22	37	32	30	28
16	22	35	27	27	24
17	21	25	46	33	28
18	26	34	57	30	23
19	30	36	66	34	23
20	31	41	44	23	20
21	31	35	37	43	24
22	32	31	24	37	23
23	38	30	32	20	26
24	42	18	48	35	24
25	40	27	31	41	19
26	30	30	43	42	24
27	22	33	49	38	31
28	21	33	36	37	40
29	26	25	48		28
30	29	25	52		18
31		25	45		20

DAILY PRICE		nov	dec	jan	feb	mar	apr	may	jun	jul	aug	sep	oct		
20	20-29	1.1	1	3.4013	5.6180	19.2790	4.9102	10.7676	3.4888	3.3311	3.1844	3.0422	3.0493	2.9458	2.9724
	2		3.4013	11.2361	6.2657	4.9102	5.3838								
30	30-39	1.3	3	3.4013	11.2361	6.2657	11.6058	10.7676	3.4888	3.3311	3.1844	3.0422	3.0493	2.9458	2.9724
	4		3.4013	11.2361	5.3017	11.6058	10.7676								
40	40-49	2.6	5	3.7414	11.2361	5.3017	17.8551	4.5555	3.4888	3.3311	3.1844	3.0422	3.0493	2.9458	2.9724
	6		3.7414	11.2361	5.3017	17.8551	5.3838								
50	50-59	4	7	3.4013	11.2361	6.2657	17.8551	4.5555	3.4888	3.3311	3.1844	3.0422	3.0493	2.9458	2.9724
	8		3.4013	11.2361	12.5314	5.8029	5.3838								

REDACTED

60 60-64	5.1	9	3.4013	5.6180	12.5314	11.6058	10.7676
		10	3.4013	5.6180	6.2657	5.8029	5.3838
		11	3.4013	4.7537	6.2657	11.6058	4.5555
		12	3.4013	5.6180	12.5314	5.8029	4.5555
		13	3.7414	11.2361	6.2657	5.8029	4.5555
		14	3.7414	11.2361	6.2657	5.8029	4.5555
		15	3.7414	5.6180	6.2657	5.8029	4.5555
		16	3.7414	5.6180	5.3017	4.9102	4.5555
		17	3.7414	4.7537	12.5314	5.8029	4.5555
		18	3.7414	5.6180	19.2790	5.8029	4.5555
		19	4.4217	5.6180	24.5807	5.8029	4.5555
		20	4.4217	11.2361	12.5314	4.9102	4.5555
		21	4.4217	5.6180	6.2657	11.6058	4.5555
		22	4.4217	5.6180	5.3017	5.8029	4.5555
		23	4.4217	5.6180	6.2657	4.9102	4.5555
		24	8.8434	4.3216	12.5314	5.8029	4.5555
		25	8.8434	4.7537	6.2657	11.6058	4.1414
		26	4.4217	5.6180	12.5314	11.6058	4.5555
		27	3.7414	5.6180	12.5314	5.8029	5.3838
		28	3.7414	5.6180	6.2657	5.8029	10.7676
		29	3.7414	4.7537	12.5314		4.5555
		30	3.7414	4.7537	19.2790		4.1414
		31		4.7537	12.5314		4.5555

		<u>2018-19</u>											
		nov	dec	jan	feb	mar	apr	may	jun	jul	aug	sep	oct
RESULTANT DAILY BASIS	1	-0.0237	2.0270	15.5630	1.2142	7.1336	0.1548	-0.0059	-0.1866	-0.3648	-0.3747	-0.4702	-0.4676
	2	-0.0237	7.6451	2.5497	1.2142	1.7498							
	3	-0.0237	7.6451	2.5497	7.9098	7.1336							
	4	-0.0237	7.6451	1.5857	7.9098	7.1336							
	5	0.3164	7.6451	1.5857	14.1591	0.9215							
	6	0.3164	7.6451	1.5857	14.1591	1.7498							
	7	-0.0237	7.6451	2.5497	14.1591	0.9215							
	8	-0.0237	7.6451	8.8154	2.1069	1.7498							
	9	-0.0237	2.0270	8.8154	7.9098	7.1336							
	10	-0.0237	2.0270	2.5497	2.1069	1.7498							
	11	-0.0237	1.1627	2.5497	7.9098	0.9215							
	12	-0.0237	2.0270	8.8154	2.1069	0.9215							
	13	0.3164	7.6451	2.5497	2.1069	0.9215							
	14	0.3164	7.6451	2.5497	2.1069	0.9215							
	15	0.3164	2.0270	2.5497	2.1069	0.9215							
	16	0.3164	2.0270	1.5857	1.2142	0.9215							
	17	0.3164	1.1627	8.8154	2.1069	0.9215							
	18	0.3164	2.0270	15.5630	2.1069	0.9215							
	19	0.9967	2.0270	20.8647	2.1069	0.9215							
	20	0.9967	7.6451	8.8154	1.2142	0.9215							
	21	0.9967	2.0270	2.5497	7.9098	0.9215							
	22	0.9967	2.0270	1.5857	2.1069	0.9215							
	23	0.9967	2.0270	2.5497	1.2142	0.9215							
	24	5.4184	0.7306	8.8154	2.1069	0.9215							
	25	5.4184	1.1627	2.5497	7.9098	0.5074							
	26	0.9967	2.0270	8.8154	7.9098	0.9215							
	27	0.3164	2.0270	8.8154	2.1069	1.7498							
	28	0.3164	2.0270	2.5497	2.1069	7.1336							
	29	0.3164	1.1627	8.8154		0.9215							
	30	0.3164	1.1627	15.5630		0.5074							
	31		1.1627	8.8154		0.9215							

REDACTED

	Nov-19	Dec-19	Jan-20	Feb-20	Mar-20	Apr-20	May-20	Jun-20	Jul-20	Aug-20	Sep-20	Oct-20
NYMEX	3.52	3.705	3.839	3.819	3.757	3.467	3.468	3.498	3.529	3.554	3.55	3.582
Basis	<u>-0.9950</u>	<u>-0.9325</u>	<u>-0.8975</u>	<u>-0.8650</u>	<u>-0.9650</u>	<u>-0.4125</u>	<u>-0.5675</u>	<u>-0.7650</u>	<u>-0.9425</u>	<u>-0.9525</u>	<u>-1.1525</u>	<u>-1.1500</u>
	2.5250	2.7725	2.9415	2.9540	2.7920	3.0545	2.9005	2.7330	2.5865	2.6015	2.3975	2.4320
NYMEX	3.52	3.705	3.839	3.819	3.757	3.467	3.468	3.498	3.529	3.554	3.55	3.582
Structured Basis	<u>0.0094</u>	<u>0.7638</u>	<u>1.1319</u>	<u>0.8337</u>	<u>0.5356</u>	<u>0.2534</u>	<u>0.0976</u>	<u>-0.1006</u>	<u>-0.2788</u>	<u>-0.2887</u>	<u>-0.4897</u>	<u>-0.4870</u>
	3.5294	4.4688	4.9709	4.6527	4.2926	3.7204	3.5656	3.3974	3.2502	3.2653	3.0603	3.0950

Note (1) The NYMEX goes out until June 2022. Beginning in July 2022, the Company took the previous July and increased it by one percent.
Note (2) Beginning in November 2020, the Company repeated the same monthly basis from 2019-2020 and applied it to the monthly NYMEX value.

	nov	dec	jan	feb	mar
1	18	30	54	20	47
2	14	48	37	25	35
3	13	45	31	43	44
4	14	45	27	41	44
5	21	43	25	51	26
6	21	41	28	57	33
7	18	41	39	53	29
8	15	43	43	38	37
9	19	37	40	42	42
10	19	31	32	38	38
11	15	23	38	44	20
12	19	35	42	33	22
13	21	46	36	39	23
14	20	42	37	39	23
15	22	37	32	30	28
16	22	35	27	27	24
17	21	25	46	33	28
18	26	34	57	30	23
19	30	36	66	34	23
20	31	41	44	23	20
21	31	35	37	43	24
22	32	31	24	37	23
23	38	30	32	20	26
24	42	18	48	35	24
25	40	27	31	41	19
26	30	30	43	42	24
27	22	33	49	38	31
28	21	33	36	37	40
29	26	25	48		28
30	29	25	52		18
31		25	45		20

		nov	dec	jan	feb	mar	apr	may	jun	jul	aug	sep	oct
1.1	1	3.5294	5.8094	19.8838	5.1179	11.1607	3.7204	3.5656	3.3974	3.2502	3.2653	3.0603	3.0950
	2	3.5294	11.6188	6.4622	5.1179	5.5803							
1.3	3	3.5294	11.6188	6.4622	12.0969	11.1607							
	4	3.5294	11.6188	5.4680	12.0969	11.1607							
2.6	5	3.8823	11.6188	5.4680	18.6106	4.7218							
	6	3.8823	11.6188	5.4680	18.6106	5.5803							
4	7	3.5294	11.6188	6.4622	18.6106	4.7218							
	8	3.5294	11.6188	12.9245	6.0484	5.5803							
5.1	9	3.5294	5.8094	12.9245	12.0969	11.1607							

10	3.5294	5.8094	6.4622	6.0484	5.5803
11	3.5294	4.9156	6.4622	12.0969	4.7218
12	3.5294	5.8094	12.9245	6.0484	4.7218
13	3.8823	11.6188	6.4622	6.0484	4.7218
14	3.8823	11.6188	6.4622	6.0484	4.7218
15	3.8823	5.8094	6.4622	6.0484	4.7218
16	3.8823	5.8094	5.4680	5.1179	4.7218
17	3.8823	4.9156	12.9245	6.0484	4.7218
18	3.8823	5.8094	19.8838	6.0484	4.7218
19	4.5882	5.8094	25.3518	6.0484	4.7218
20	4.5882	11.6188	12.9245	5.1179	4.7218
21	4.5882	5.8094	6.4622	12.0969	4.7218
22	4.5882	5.8094	5.4680	6.0484	4.7218
23	4.5882	5.8094	6.4622	5.1179	4.7218
24	9.1764	4.4688	12.9245	6.0484	4.7218
25	9.1764	4.9156	6.4622	12.0969	4.2926
26	4.5882	5.8094	12.9245	12.0969	4.7218
27	3.8823	5.8094	12.9245	6.0484	5.5803
28	3.8823	5.8094	6.4622	6.0484	11.1607
29	3.8823	4.9156	12.9245		4.7218
30	3.8823	4.9156	19.8838		4.2926
31		4.9156	12.9245		4.7218

2019-20

	nov	dec	jan	feb	mar	apr	may	jun	jul	aug	sep	oct
1	0.0094	2.1044	16.0448	1.2989	7.4037	0.2534	0.0976	-0.1006	-0.2788	-0.2887	-0.4897	-0.4870
2	0.1044	7.9138	2.7462	1.2989	1.8233							
3	0.1044	7.9138	2.6232	8.2779	7.4037	Note (3) Beginning in November 2020, the Company repeated the same daily						
4	0.1044	7.9138	1.6290	8.2779	7.4037	basis (winter) and monthly basis (summer) from 2019-2020 as derived						
5	0.4573	7.9138	1.6290	14.7916	0.9648	beginning at V85 of this spreadsheet and applied it to the monthly NYMEX						
6	0.4573	7.9138	1.6290	14.7916	1.8233							
7	0.1044	7.9138	2.6232	14.7916	0.9648							
8	0.1044	7.9138	9.0855	2.2294	1.8233							
9	0.1044	2.1044	9.0855	8.2779	7.4037							
10	0.1044	2.1044	2.6232	2.2294	1.8233							
11	0.1044	1.2106	2.6232	8.2779	0.9648							
12	0.1044	2.1044	9.0855	2.2294	0.9648							
13	0.4573	7.9138	2.6232	2.2294	0.9648							
14	0.4573	7.9138	2.6232	2.2294	0.9648							
15	0.4573	2.1044	2.6232	2.2294	0.9648							
16	0.4573	2.1044	1.6290	1.2989	0.9648							
17	0.4573	1.2106	9.0855	2.2294	0.9648							
18	0.4573	2.1044	16.0448	2.2294	0.9648							
19	1.1632	2.1044	21.5128	2.2294	0.9648							
20	1.1632	7.9138	9.0855	1.2989	0.9648							
21	1.1632	2.1044	2.6232	8.2779	0.9648							
22	1.1632	2.1044	1.6290	2.2294	0.9648							
23	1.1632	2.1044	2.6232	1.2989	0.9648							
24	5.7514	0.7638	9.0855	2.2294	0.9648							
25	5.7514	1.2106	2.6232	8.2779	0.5356							
26	1.1632	2.1044	9.0855	8.2779	0.9648							
27	0.4573	2.1044	9.0855	2.2294	1.8233							
28	0.4573	2.1044	2.6232	2.2294	7.4037							
29	0.4573	1.2106	9.0855		0.9648							
30	0.4573	1.2106	16.0448		0.5356							
31		1.2106	9.0855		0.9648							

REDACTED

EXHIBIT JAR-4

Petitioner's Response to Data Request Staff 1-11

Liberty Utilities (EnergyNorth Natural Gas) Corp. d/b/a Liberty Utilities

DG 15-494

Petition for Approval of Tennessee Gas Pipeline Company, LLC Supply Path Precedent Agreement

Staff Data Requests - Set 1

Date Request Received: 1/6/16
Request No. Staff 1-11

Date of Response: 1/21/16
Respondent: Francisco C. DaFonte

REQUEST:

Ref. DaFonte Testimony, Bates p. 24, footnote 22. How were the “calculated demand charges associated with the transportation path from Marcellus to Wright (i.e., Constitution Pipeline)” calculated? Please identify all assumptions used and provide an electronic copy of any associated analysis and supporting documents.

RESPONSE:

The “calculated demand charges” refers to the fixed costs for capacity on the Constitution pipeline to transport gas from Leidy, PA to Wright, NY. The proposed daily demand rate on Constitution is \$0.65 per Dth. To develop the calculated demand charges, it was assumed that in order to justify their long-term capacity commitment on Constitution, the two producers with capacity on Constitution would need to recover their annual demand charges for capacity during the winter season when there is more demand for natural gas. Doing so would result in annual demand charges of \$0.65 per Dth being recovered over 151 days of the winter period. This would produce a daily demand rate during the winter of \$1.5712 per Dth. Further, it was necessary to adjust the demand charge for each winter month to better align the calculated demand charge for a given month with the demand in that month. For example, the market price for January is generally greater than November and should be reflected as such in the calculation of this structured price. Therefore, to do this the Company used its normal monthly sendout for each winter month and applied that resulting sendout percentage to the total calculated demand charge for the winter period to arrive at each months proportionate demand charge. The described calculation is provided in Attachment Staff 1-11.xlsx.

EXHIBIT JAR-5

Petitioner's Response to Data Request Staff 1-1¹

¹ The Attachment Staff 1-1 Revised referenced in the response to data request forming this exhibit has been marked **CONFIDENTIAL** by the Petitioner.

REDACTED
REVISED

Liberty Utilities (EnergyNorth Natural Gas) Corp. d/b/a Liberty Utilities

DG 15-494

Petition for Approval of Tennessee Gas Pipeline Company, LLC Supply Path Precedent Agreement

Staff Data Requests - Set 1

Date Request Received: 1/6/16
Request No. Staff 1-1

Date of Response: 2/9/16
Respondent: Francisco C. DaFonte

REQUEST:

Please provide electronic versions (*i.e.*, live, complete, and intact, preferably in excel¹) of all Tables, Figures (with data), and Attachments 3, 4, and 5.

RESPONSE:

Please see Confidential Attachment Staff 1-1.xlsx, which contains confidential information that is addressed in the Company's December 8, 2015, Motion for Protective Order and Confidential Treatment. With regard to Table 2, Table 4, Table 5 and Figure 6 in Confidential Attachment Staff 1-1.xlsx, the Company has a good faith basis to seek confidential treatment of the information because it is information that is not publicly available. Pursuant to Puc 203.08(d), the Company will submit a motion for protective order and confidential treatment regarding the information prior to the final hearing in this docket. A redacted version is not being provided because the confidential data is so intertwined throughout the various portions of the spreadsheet it is impractical to redact.

Please note that the SENDOUT® output reports (Attachments FCD-4, FCD-5, FCD-6 and FCD-7) are only available in Word format and thus do not contain any formulae in the document. In order for Staff to view the electronic SENDOUT® files themselves, a working version of the SENDOUT® model would be required. Since these output reports are voluminous, and since they have been simply converted directly from Word into PDF for the purposes of inclusion as attachments to Mr. DaFonte's prefiled testimony, they are not provided within Attachment Staff 1-1.

REVISED RESPONSE:

Please see Confidential Attachment Staff 1-1 Revised.xlsx, which contains confidential information that is addressed in the Company's December 8, 2015, Motion for Protective Order and Confidential Treatment. With regard to Table 2, Table 4, Table 5 and Figure 6 in Confidential Attachment Staff 1-1 Revised.xlsx, the Company has a good faith basis to seek

¹ Please note: references to "electronic version" or "electronic versions" refer to live, in-tact and functioning analysis documents, preferably in excel format.

REDACTED

Docket No. DG 15-494 Request No. Staff 1-1 (Revised)

confidential treatment of the information because it is information that is not publicly available. Pursuant to Puc 203.08(d), the Company will submit a motion for protective order and confidential treatment regarding the information prior to the final hearing in this docket. A redacted version is not being provided because the confidential data is so intertwined throughout the various portions of the spreadsheet it is impractical to redact.

In Confidential Attachment Staff 1-1 Revised.xlsx, only the tabs labeled “Confidential Table 2 REVISED,” “Table 2 Support REVISED” and “Table 3 REVISED” contain revised data. All items that have changed from the original file are shown in red font. All other tabs in Confidential Attachment Staff 1-1 Revised.xlsx are unchanged.

Please note that the SENDOUT® output reports (REVISED Attachment FCD-4, FCD-5, REVISED Attachment FCD-6 and REVISED Attachment FCD-7) are only available in Word format and thus do not contain any formulae in the document. In order for Staff to view the electronic SENDOUT® files themselves, a working version of the SENDOUT® model would be required. Since these output reports are voluminous, and since they have been simply converted directly from Word into PDF for the purposes of inclusion as attachments to Mr. DaFonte’s Prefiled Direct Testimony, they are not provided within Attachment Staff 1-1 Revised.xlsx.

REDACTED

Docket No. DG 15-494
Exhibit JAR-5




EXHIBIT JAR-6

Petitioner's Response to Data Request PLAN 1-3 in Docket No. DG 14-380¹

¹ The Attachment PLAN 1-3 referenced in the response to data request forming this exhibit has been marked **CONFIDENTIAL** by the Petitioner.

Liberty Utilities (EnergyNorth Natural Gas) Corp. d/b/a Liberty Utilities

DG 14-380

Petition for Approval of a Firm Transportation Agreement with the Tennessee Gas Pipeline Company, LLC

Pipeline Awareness Network of the Northeast ("PLAN") Data Requests — Set 1

Date Request Received: 3/11/15
Request No. PLAN 1-3

Date of Response: 3/23/15
Respondent: Francisco C. DaFonte

REQUEST:

Reference: Staff 2-1. EnergyNorth states that the basis numbers were "derived through analysis performed by the LDC consortium."

- a. Please provide all workpapers and other documentation supporting the basis numbers contained in Staff 2-1, including data showing the "historical and forward looking basis relationships" referred to in the response, and an explanation of the "assumptions on various projects" referred to in the response.
- b. Who was responsible for the price basis analysis performed by the LDC consortium?
- c. Did EnergyNorth make any changes to consortium numbers to "derive" the basis numbers shown in Staff 2-1? If so, please explain the modifications.
- d. Is it correct to assume that the "NED" and "C2C" basis numbers correspond to Wright and the "Atl Bridge" numbers correspond to Ramapo?
- e. Did the LDC consortium analysis consider the price basis at any other locations, such as Algonquin citygates, Tennessee Zone 6, Waddington, Dracut, Mahwah or TETCO M3? If not, please explain why only Wright and Ramapo were considered. If other locations were analyzed, please provide the results of the analysis, including all workpapers and assumptions.
- f. Did EnergyNorth consider price basis forecasts from any other sources? If so, describe the other price basis forecasts and provide the basis numbers.

RESPONSE:

- a. Confidential Attachment PLAN-1-3.xlsx is the LDC Consortium Working Group analysis to determine reasonable basis differentials at various purchase points including those for the NED, C2C and Atlantic Bridge projects. Pursuant to Puc 203.08, the Company has a good faith basis for seeking confidential treatment of information in this response. The Company will submit a motion for confidential treatment regarding this information at or before the commencement of the hearing in such proceedings. Since all


Docket No. DG 14-380 Request No. PLAN 1-3

- of the information in Attachment PLAN 1-3.xlsx is confidential, a redacted version is not being provided.
- b. A working group of approximately 10 individuals from the various member of the LDC Consortium.
 - c. The Company adjusted the basis numbers for Wright and Ramapo in the winter period based on the proportional sendout for each of the winter months so as not to use a straight average for each winter month given that the highest basis differentials typically occur during the coldest months.
 - d. Yes.
 - e. The LDC Consortium analyzed basis numbers at various locations and those are provided in Confidential Attachment PLAN-1-3.xlsx.
 - f. The Company relied on the very thorough analysis compiled by the LDC Consortium and did not consider, nor does it have access to, any additional publications beyond those contained in the analysis.


REDACTED



REDACTED



REDACTED



REDACTED

EXHIBIT JAR-7

Petitioner's Response to Data Request Staff Tech 2-3

Liberty Utilities (EnergyNorth Natural Gas) Corp. d/b/a Liberty Utilities

DG 15-494

Petition for Approval of Tennessee Gas Pipeline Company, LLC Supply Path Precedent Agreement

Staff Data Requests – Tech Session

Date Request Received: 3/25/16
Request No. Staff Tech 2-3

Date of Response: 4/1/16
Respondent: Francisco C. DaFonte

REQUEST:

Re Liberty’s Revised Response to Staff 1-1.

- a. Please confirm that Staff’s analysis (based on confidential Attachment Staff 1-1 Revised.xlsx’, Sheet Confidential Table 2 REVISED), of the yearly multipliers for each year between 2011-2012 and 2014-2015 is correct or identify any errors.

KMHT HDDs	2014-15	2013-14	2012-13	2011-12
60 - 64	4.88	6.15	3.40	
50 - 59	4.08	4.87	3.01	1.31
40 - 49	2.90	2.81	2.57	1.00
30 - 39	1.59	1.58	1.18	0.80
20 - 29	1.22	1.22	1.07	0.86

- b. Please provide the yearly multiplier for 2010-2011 and 2015-2016. If the company has data for earlier years, please provide the yearly Multiplier for those years, too.

RESPONSE:

- a. Please see Confidential Attachment Staff Tech 2-3.xlsx. EnergyNorth was able to confirm the results of Staff’s calculations shown above for the 2012/13, 2013/14, and 2014/15 split years. EnergyNorth was unable to confirm the results of Staff’s calculations for the 2011/12 split year. EnergyNorth’s calculations are contained in Confidential Attachment Staff Tech 2-3.xlsx.
- b. Please see Confidential Attachment Staff Tech 2-3.xlsx. EnergyNorth has provided the underlying data and calculation of the multipliers for the split year 2010/11, as well as for split year 2015/16 between November 1, 2015 and March 26, 2016. Data for the remainder of the 2015/16 split year is not available as the date of this response.

As shown in Confidential Attachment Staff Tech 2-3.xlsx, the multipliers vary in each year along with the actual winter weather and production from the Marcellus basin. For example, the multipliers in winter 2010/11 are below the 5-year average that was used to develop the SENDOUT® analysis, but winter 2010/11 had milder weather than was experienced recently in the 2013/14 and 2014/15 winters and, more importantly, reflects market conditions from 6 years ago. Market conditions have changed significantly over the last 6 years. For example, natural gas production from the Marcellus basin in 2010/11 was less than one fourth the production level in 2014/15, and production in 2013/14 was more than 3.5 times the production level in 2010/11. Given that the increased production from the Marcellus basin has placed downward pressure on natural gas prices at Leidy, the lower Marcellus production in 2010/11 would result in lower calculated multipliers between Wright and Leidy during that period.

Additionally, the winter 2015/16 has been one of the warmest winters on record at nearly 18% warmer than normal. Although Marcellus production remains at a high level in 2015/16, the calculated multipliers for winter 2015/16 are below the 5-year average from 2011/12 through 2014/15. Nonetheless, due to the pressure on prices at Leidy from high Marcellus production, the calculated multipliers are generally above the multipliers in 2011/12 which was only approximately 15% warmer than normal.

The Company has a good faith basis to seek confidential treatment of the information in Confidential Attachment Staff 2-3 because it is not publicly available. Pursuant to Puc 203.08(d), the Company will submit a motion for protective order and confidential treatment regarding the information prior to the final hearing in this docket.

REDACTED

Data Source: Telvent daily weath		SNL Financial	SNL Financial	SNL Financial	Calculated	Calculated	Calculated - See 'Table 2 Support'	Calculated	Calculated	Calculated	
Date	KMHT - HDD	Henry Hub -	Iroquois Z 2	Leidy - Spot	IROZ2-Henry	Leidy-Henry	Leidy-Wright ("L-W") Basis	Fuel Charge	Structured	IROZ2/Wright	
		Spot Price	("IROZ2") -	Price	Hub Basis	Hub Basis			Wright Price =		
		(\$/MMBtu)	Spot Price	(\$/MMBtu)	(\$/MMBtu)	(\$/MMBtu)	(\$/MMBtu)	(\$/MMBtu)	Leidy + (L-W	Price Multiplier	
			(\$/MMBtu)	(\$/MMBtu)					Basis) + Fuel		
									Charge		
									(\$/MMBtu)		
11/1/2010	25				0.467	0.171		0.993	0.016	4.536	0.8
11/2/2010	24				0.814	0.362		0.993	0.017	4.782	0.9
11/3/2010	27				1.229	0.451		0.993	0.017	4.650	1.0
11/4/2010	26				1.133	0.387		0.993	0.017	4.744	0.9
11/5/2010	16				0.992	0.330		0.993	0.018	4.874	0.9
11/6/2010	21				0.992	0.330		0.993	0.018	4.874	0.9
11/7/2010	25				0.992	0.330		0.993	0.018	4.874	0.9
11/8/2010	23				0.906	0.360		0.993	0.018	4.857	0.9
11/9/2010	18				1.112	0.429		0.993	0.018	4.921	0.9
11/10/2010	15				1.408	0.441		0.993	0.019	5.232	1.0
11/11/2010	20				1.121	0.398		0.993	0.020	5.421	0.9
11/12/2010	18				0.769	0.286		0.993	0.018	5.021	0.9
11/13/2010	17				0.769	0.286		0.993	0.018	5.021	0.9
11/14/2010	22				0.769	0.286		0.993	0.018	5.021	0.9
11/15/2010	17				0.840	0.259		0.993	0.017	4.760	0.9
11/16/2010	16				0.807	0.113		0.993	0.017	4.680	0.9
11/17/2010	11				0.717	0.268		0.993	0.018	4.981	0.9
11/18/2010	21				0.846	0.374		0.993	0.019	5.177	0.9
11/19/2010	30				0.963	0.315		0.993	0.019	5.219	0.9
11/20/2010	25				0.963	0.315		0.993	0.019	5.219	0.9
11/21/2010	31				0.963	0.315		0.993	0.019	5.219	0.9
11/22/2010	28				0.935	0.318		0.993	0.019	5.112	0.9
11/23/2010	17				0.996	0.286		0.993	0.020	5.333	0.9
11/24/2010	25				1.346	0.370		0.993	0.020	5.298	1.0
11/25/2010	31				1.346	0.370		0.993	0.020	5.298	1.0
11/26/2010	29				1.893	0.447		0.993	0.020	5.279	1.1
11/27/2010	31				1.893	0.447		0.993	0.020	5.279	1.1
11/28/2010	31				1.893	0.447		0.993	0.020	5.279	1.1
11/29/2010	31				1.893	0.447		0.993	0.020	5.279	1.1
11/30/2010	28				1.106	0.397		0.993	0.021	5.579	0.9
12/1/2010	17				0.522	0.361		1.683	0.021	6.237	0.8
12/2/2010	28				0.802	0.435		1.683	0.021	6.343	0.8
12/3/2010	32				1.009	0.385		1.683	0.021	6.348	0.8
12/4/2010	31				1.009	0.385		1.683	0.021	6.348	0.8
12/5/2010	36				1.009	0.385		1.683	0.021	6.348	0.8
12/6/2010	37				0.951	0.583		1.683	0.022	6.531	0.8
12/7/2010	36				1.931	0.580		1.683	0.023	6.777	0.9
12/8/2010	39				2.109	0.853		1.683	0.024	7.030	0.9
12/9/2010	44				3.925	0.721		1.683	0.024	6.915	1.2
12/10/2010	48				1.737	0.636		1.683	0.024	6.853	0.9
12/11/2010	31				1.737	0.636		1.683	0.024	6.853	0.9
12/12/2010	26				1.737	0.636		1.683	0.024	6.853	0.9
12/13/2010	21				2.556	0.751		1.683	0.024	6.825	1.0
12/14/2010	39				9.266	0.663		1.683	0.024	6.955	2.0
12/15/2010	47				10.700	0.660		1.683	0.023	6.717	2.2
12/16/2010	42				6.402	0.670		1.683	0.022	6.588	1.6
12/17/2010	42				5.793	0.678		1.683	0.022	6.580	1.5
12/18/2010	39				5.793	0.678		1.683	0.022	6.580	1.5
12/19/2010	38				5.793	0.678		1.683	0.022	6.580	1.5
12/20/2010	39				7.441	0.765		1.683	0.022	6.481	1.8
12/21/2010	33				6.375	0.730		1.683	0.022	6.534	1.6

REDACTED

12/22/2010	32		4.391	0.692	1.683	0.022	6.531	1.3
12/23/2010	31		1.209	0.734	1.683	0.022	6.430	0.8
12/24/2010	37		3.249	0.675	1.683	0.022	6.464	1.1
12/25/2010	40		3.249	0.675	1.683	0.022	6.464	1.1
12/26/2010	42		3.249	0.675	1.683	0.022	6.464	1.1
12/27/2010	41		3.249	0.675	1.683	0.022	6.464	1.1
12/28/2010	41		7.306	1.002	1.683	0.023	6.779	1.7
12/29/2010	34		3.497	0.840	1.683	0.023	6.650	1.1
12/30/2010	34		0.983	0.510	1.683	0.021	6.375	0.8
12/31/2010	30		0.983	0.510	1.683	0.021	6.375	0.8
1/1/2011	22		0.983	0.510	2.016	0.021	6.707	0.8
1/2/2011	24		0.983	0.510	2.016	0.021	6.707	0.8
1/3/2011	36		0.946	0.378	2.016	0.021	6.629	0.8
1/4/2011	36		1.529	0.453	2.016	0.023	7.035	0.9
1/5/2011	37		1.150	0.532	2.016	0.024	7.182	0.8
1/6/2011	18		1.209	0.627	2.016	0.024	7.182	0.8
1/7/2011	44		1.465	0.652	2.016	0.024	7.173	0.8
1/8/2011	38		1.465	0.652	2.016	0.024	7.173	0.8
1/9/2011	36		1.465	0.652	2.016	0.024	7.173	0.8
1/10/2011	39		2.515	0.670	2.016	0.023	7.137	1.0
1/11/2011	44		4.338	0.645	2.016	0.023	7.120	1.2
1/12/2011	39		5.585	0.634	2.016	0.023	7.088	1.4
1/13/2011	43		7.672	0.586	2.016	0.024	7.176	1.7
1/14/2011	48		7.703	0.620	2.016	0.023	7.129	1.7
1/15/2011	52		7.703	0.620	2.016	0.023	7.129	1.7
1/16/2011	40		7.703	0.620	2.016	0.023	7.129	1.7
1/17/2011	55		2.619	0.537	2.016	0.023	7.034	1.0
1/18/2011	46		2.619	0.537	2.016	0.023	7.034	1.0
1/19/2011	33		2.154	0.486	2.016	0.023	7.040	0.9
1/20/2011	40		5.173	0.618	2.016	0.023	7.134	1.4
1/21/2011	42		8.786	0.559	2.016	0.024	7.162	1.9
1/22/2011	51		8.786	0.559	2.016	0.024	7.162	1.9
1/23/2011	56		8.786	0.559	2.016	0.024	7.162	1.9
1/24/2011	66		14.763	0.630	2.016	0.025	7.398	2.6
1/25/2011	54		2.824	0.523	2.016	0.024	7.291	1.0
1/26/2011	51		2.117	0.539	2.016	0.023	7.025	0.9
1/27/2011	41		4.116	0.603	2.016	0.023	7.043	1.2
1/28/2011	45		5.538	0.670	2.016	0.023	7.091	1.4
1/29/2011	37		5.538	0.670	2.016	0.023	7.091	1.4
1/30/2011	44		5.538	0.670	2.016	0.023	7.091	1.4
1/31/2011	53		5.836	0.653	2.016	0.023	6.978	1.5
2/1/2011	52		2.991	0.681	1.685	0.024	6.837	1.1
2/2/2011	46		2.142	0.686	1.685	0.024	6.821	1.0
2/3/2011	48		4.537	0.762	1.685	0.024	7.034	1.3
2/4/2011	48		2.831	0.600	1.685	0.024	7.007	1.1
2/5/2011	32		2.831	0.600	1.685	0.024	7.007	1.1
2/6/2011	32		2.831	0.600	1.685	0.024	7.007	1.1
2/7/2011	33		0.895	0.559	1.685	0.023	6.725	0.8
2/8/2011	41		3.414	0.704	1.685	0.023	6.738	1.1
2/9/2011	45		6.163	0.775	1.685	0.023	6.720	1.5
2/10/2011	46		6.328	0.721	1.685	0.023	6.657	1.6
2/11/2011	49		1.762	0.709	1.685	0.022	6.530	0.9
2/12/2011	45		1.762	0.709	1.685	0.022	6.530	0.9
2/13/2011	42		1.762	0.709	1.685	0.022	6.530	0.9
2/14/2011	25		0.796	0.372	1.685	0.020	6.041	0.8
2/15/2011	44		1.873	0.502	1.685	0.020	6.107	0.9
2/16/2011	37		1.024	0.343	1.685	0.020	5.975	0.8
2/17/2011	26		0.839	0.264	1.685	0.019	5.888	0.8
2/18/2011	18		0.614	0.255	1.685	0.019	5.853	0.8

REDACTED

2/19/2011	34	0.614	0.255	1.685	0.019	5.853	0.8
2/20/2011	43	0.614	0.255	1.685	0.019	5.853	0.8
2/21/2011	47	1.213	0.392	1.685	0.019	5.937	0.9
2/22/2011	45	1.213	0.392	1.685	0.019	5.937	0.9
2/23/2011	38	12.892	0.528	1.685	0.020	6.123	2.7
2/24/2011	39	7.349	0.352	1.685	0.019	5.887	1.9
2/25/2011	33	2.248	0.293	1.685	0.019	5.824	1.0
2/26/2011	37	2.248	0.293	1.685	0.019	5.824	1.0
2/27/2011	42	2.248	0.293	1.685	0.019	5.824	1.0
2/28/2011	35	2.409	0.332	1.685	0.019	5.846	1.1
3/1/2011	36	2.605	0.364	1.488	0.020	5.787	1.1
3/2/2011	36	2.762	0.447	1.488	0.020	5.893	1.1
3/3/2011	48	6.509	0.539	1.488	0.020	5.832	1.8
3/4/2011	45	2.460	0.387	1.488	0.019	5.644	1.1
3/5/2011	23	2.460	0.387	1.488	0.019	5.644	1.1
3/6/2011	19	2.460	0.387	1.488	0.019	5.644	1.1
3/7/2011	33	0.877	0.269	1.488	0.018	5.470	0.8
3/8/2011	33	1.069	0.512	1.488	0.019	5.736	0.8
3/9/2011	37	0.863	0.346	1.488	0.019	5.675	0.8
3/10/2011	30	0.749	0.312	1.488	0.019	5.621	0.8
3/11/2011	22	0.620	0.271	1.488	0.019	5.645	0.8
3/12/2011	25	0.620	0.271	1.488	0.019	5.645	0.8
3/13/2011	23	0.620	0.271	1.488	0.019	5.645	0.8
3/14/2011	32	0.604	0.289	1.488	0.019	5.590	0.8
3/15/2011	31	0.777	0.345	1.488	0.020	5.754	0.8
3/16/2011	29	0.634	0.299	1.488	0.019	5.556	0.8
3/17/2011	20	0.532	0.245	1.488	0.019	5.614	0.8
3/18/2011	10	0.406	0.217	1.488	0.019	5.578	0.8
3/19/2011	27	0.406	0.217	1.488	0.019	5.578	0.8
3/20/2011	29	0.406	0.217	1.488	0.019	5.578	0.8
3/21/2011	30	0.447	0.232	1.488	0.019	5.734	0.8
3/22/2011	29	0.795	0.298	1.488	0.020	5.797	0.8
3/23/2011	32	1.054	0.380	1.488	0.020	5.954	0.9
3/24/2011	31	1.523	0.462	1.488	0.021	6.159	0.9
3/25/2011	31	1.657	0.507	1.488	0.022	6.298	0.9
3/26/2011	36	1.657	0.507	1.488	0.022	6.298	0.9
3/27/2011	33	1.657	0.507	1.488	0.022	6.298	0.9
3/28/2011	31	1.579	0.500	1.488	0.021	6.131	0.9
3/29/2011	28	1.163	0.371	1.488	0.022	6.225	0.9
3/30/2011	22	0.690	0.370	1.488	0.021	6.159	0.8
3/31/2011	25	0.665	0.375	1.488	0.021	6.139	0.8
4/1/2011	29	0.905	0.445	0.652	0.022	5.423	1.0
4/2/2011	22	0.905	0.445	0.652	0.022	5.423	1.0
4/3/2011	22	0.905	0.445	0.652	0.022	5.423	1.0
4/4/2011	27	0.754	0.338	0.652	0.021	5.321	1.0
4/5/2011	19	0.854	0.364	0.652	0.021	5.244	1.0
4/6/2011	28	0.930	0.366	0.652	0.021	5.259	1.0
4/7/2011	24	0.765	0.336	0.652	0.021	5.204	1.0
4/8/2011	23	0.515	0.371	0.652	0.021	5.179	0.9
4/9/2011	19	0.515	0.371	0.652	0.021	5.179	0.9
4/10/2011	12	0.515	0.371	0.652	0.021	5.179	0.9
4/11/2011	3	0.447	0.187	0.652	0.020	4.911	0.9
4/12/2011	4	0.504	0.454	0.652	0.021	5.147	0.9
4/13/2011	18	0.749	0.406	0.652	0.021	5.162	0.9
4/14/2011	15	0.463	0.355	0.652	0.021	5.173	0.9
4/15/2011	22	0.499	0.335	0.652	0.020	5.125	0.9
4/16/2011	27	0.499	0.335	0.652	0.020	5.125	0.9
4/17/2011	14	0.499	0.335	0.652	0.020	5.125	0.9
4/18/2011	15	0.444	0.243	0.652	0.020	5.122	0.9

REDACTED

4/19/2011	20		0.597	0.380	0.652	0.021	5.287	0.9
4/20/2011	23		0.523	0.356	0.652	0.021	5.245	0.9
4/21/2011	20		0.571	0.318	0.652	0.021	5.323	0.9
4/22/2011	21		0.416	0.228	0.652	0.021	5.233	0.9
4/23/2011	24		0.416	0.228	0.652	0.021	5.233	0.9
4/24/2011	9		0.416	0.228	0.652	0.021	5.233	0.9
4/25/2011	12		0.416	0.228	0.652	0.021	5.233	0.9
4/26/2011	11		0.447	0.234	0.652	0.021	5.263	0.9
4/27/2011	1		0.480	0.283	0.652	0.021	5.273	0.9
4/28/2011	0		0.510	0.135	0.652	0.021	5.152	0.9
4/29/2011	4		0.473	0.224	0.652	0.021	5.303	0.9
4/30/2011	10		0.473	0.224	0.652	0.021	5.303	0.9
5/1/2011	13		0.473	0.224	0.652	0.021	5.303	0.9
5/2/2011	10		0.545	0.165	0.652	0.021	5.333	0.9
5/3/2011	1		0.586	0.226	0.652	0.022	5.514	0.9
5/4/2011	12		0.755	0.296	0.652	0.022	5.564	1.0
5/5/2011	15		0.912	0.382	0.652	0.023	5.645	1.0
5/6/2011	11		0.851	0.291	0.652	0.022	5.464	1.0
5/7/2011	7		0.851	0.291	0.652	0.022	5.464	1.0
5/8/2011	5		0.851	0.291	0.652	0.022	5.464	1.0
5/9/2011	6		0.651	0.242	0.652	0.021	5.162	0.9
5/10/2011	9		0.513	0.194	0.652	0.021	5.142	0.9
5/11/2011	7		0.514	0.188	0.652	0.020	5.062	0.9
5/12/2011	8		0.529	0.159	0.652	0.020	5.072	0.9
5/13/2011	7		0.538	0.189	0.652	0.020	4.951	0.9
5/14/2011	9		0.538	0.189	0.652	0.020	4.951	0.9
5/15/2011	11		0.538	0.189	0.652	0.020	4.951	0.9
5/16/2011	15		0.512	0.191	0.652	0.020	4.962	0.9
5/17/2011	16		0.620	0.297	0.652	0.021	5.183	0.9
5/18/2011	13		0.524	0.194	0.652	0.020	5.122	0.9
5/19/2011	7		0.682	0.246	0.652	0.020	5.082	1.0
5/20/2011	7		0.675	0.291	0.652	0.020	5.052	0.9
5/21/2011	3		0.675	0.291	0.652	0.020	5.052	0.9
5/22/2011	13		0.675	0.291	0.652	0.020	5.052	0.9
5/23/2011	10		0.548	0.290	0.652	0.020	5.022	0.9
5/24/2011	0		0.586	0.336	0.652	0.021	5.323	0.9
5/25/2011	0		0.487	0.247	0.652	0.021	5.303	0.9
5/26/2011	0		0.441	0.291	0.652	0.021	5.323	0.9
5/27/2011	0		0.454	0.284	0.652	0.021	5.326	0.9
5/28/2011	0		0.454	0.284	0.652	0.021	5.326	0.9
5/29/2011	0		0.454	0.284	0.652	0.021	5.326	0.9
5/30/2011	0		0.454	0.284	0.652	0.021	5.326	0.9
5/31/2011	0		0.487	0.292	0.652	0.021	5.323	0.9
6/1/2011	0		0.548	0.395	0.652	0.023	5.704	0.9
6/2/2011	1		0.527	0.348	0.652	0.023	5.650	0.9
6/3/2011	4		0.430	0.256	0.652	0.022	5.564	0.9
6/4/2011	5		0.430	0.256	0.652	0.022	5.564	0.9
6/5/2011	5		0.430	0.256	0.652	0.022	5.564	0.9
6/6/2011	0		0.351	0.187	0.652	0.023	5.584	0.9
6/7/2011	0		0.624	0.426	0.652	0.024	5.931	0.9
6/8/2011	0		1.064	0.986	0.652	0.027	6.496	0.9
6/9/2011	0		1.122	1.143	0.652	0.027	6.657	0.9
6/10/2011	0		0.529	0.324	0.652	0.024	5.935	0.9
6/11/2011	7		0.529	0.324	0.652	0.024	5.935	0.9
6/12/2011	11		0.529	0.324	0.652	0.024	5.935	0.9
6/13/2011	4		0.408	0.285	0.652	0.023	5.675	0.9
6/14/2011	8		0.304	0.144	0.652	0.023	5.574	0.9
6/15/2011	4		0.325	0.160	0.652	0.022	5.424	0.9
6/16/2011	0		0.385	0.192	0.652	0.022	5.394	0.9

REDACTED

6/17/2011	0		0.398	0.197	0.652	0.022	5.415	0.9
6/18/2011	0		0.398	0.197	0.652	0.022	5.415	0.9
6/19/2011	0		0.398	0.197	0.652	0.022	5.415	0.9
6/20/2011	0		0.422	0.297	0.652	0.022	5.353	0.9
6/21/2011	0		0.517	0.319	0.652	0.021	5.310	0.9
6/22/2011	0		0.494	0.306	0.652	0.022	5.355	0.9
6/23/2011	5		0.502	0.324	0.652	0.022	5.408	0.9
6/24/2011	9		0.507	0.258	0.652	0.021	5.243	0.9
6/25/2011	5		0.507	0.258	0.652	0.021	5.243	0.9
6/26/2011	0		0.507	0.258	0.652	0.021	5.243	0.9
6/27/2011	0		0.447	0.207	0.652	0.020	5.072	0.9
6/28/2011	0		0.448	0.261	0.652	0.021	5.181	0.9
6/29/2011	0		0.513	0.289	0.652	0.021	5.321	0.9
6/30/2011	0		0.458	0.279	0.652	0.021	5.339	0.9
7/1/2011	0		0.491	0.170	0.652	0.020	5.122	0.9
7/2/2011	0		0.491	0.170	0.652	0.020	5.122	0.9
7/3/2011	0		0.491	0.170	0.652	0.020	5.122	0.9
7/4/2011	0		0.491	0.170	0.652	0.020	5.122	0.9
7/5/2011	0		0.580	0.245	0.652	0.021	5.238	0.9
7/6/2011	0		0.732	0.276	0.652	0.022	5.349	1.0
7/7/2011	0		0.518	0.285	0.652	0.021	5.300	0.9
7/8/2011	0		0.422	0.187	0.652	0.020	5.102	0.9
7/9/2011	0		0.422	0.187	0.652	0.020	5.102	0.9
7/10/2011	0		0.422	0.187	0.652	0.020	5.102	0.9
7/11/2011	0		0.397	0.175	0.652	0.020	5.042	0.9
7/12/2011	0		1.087	0.402	0.652	0.022	5.431	1.0
7/13/2011	0		0.749	0.121	0.652	0.021	5.160	1.0
7/14/2011	0		0.486	0.217	0.652	0.021	5.322	0.9
7/15/2011	0		0.421	0.175	0.652	0.021	5.273	0.9
7/16/2011	0		0.421	0.175	0.652	0.021	5.273	0.9
7/17/2011	0		0.421	0.175	0.652	0.021	5.273	0.9
7/18/2011	0		0.763	0.194	0.652	0.022	5.355	1.0
7/19/2011	0		0.905	0.364	0.652	0.023	5.636	1.0
7/20/2011	0		1.640	0.418	0.652	0.023	5.693	1.1
7/21/2011	0		3.815	0.486	0.652	0.024	5.810	1.5
7/22/2011	0		4.675	0.554	0.652	0.024	5.809	1.6
7/23/2011	0		4.675	0.554	0.652	0.024	5.809	1.6
7/24/2011	0		4.675	0.554	0.652	0.024	5.809	1.6
7/25/2011	0		0.818	0.402	0.652	0.022	5.541	1.0
7/26/2011	0		0.557	0.307	0.652	0.022	5.427	0.9
7/27/2011	0		0.412	0.348	0.652	0.022	5.445	0.9
7/28/2011	0		0.449	0.338	0.652	0.022	5.474	0.9
7/29/2011	0		0.547	0.267	0.652	0.022	5.358	0.9
7/30/2011	0		0.547	0.267	0.652	0.022	5.358	0.9
7/31/2011	0		0.547	0.267	0.652	0.022	5.358	0.9
8/1/2011	0		0.547	0.325	0.652	0.021	5.256	0.9
8/2/2011	0		0.623	0.340	0.652	0.021	5.284	0.9
8/3/2011	0		0.426	0.305	0.652	0.021	5.273	0.9
8/4/2011	0		0.440	0.273	0.652	0.021	5.203	0.9
8/5/2011	0		0.461	0.184	0.652	0.020	5.063	0.9
8/6/2011	0		0.461	0.184	0.652	0.020	5.063	0.9
8/7/2011	0		0.461	0.184	0.652	0.020	5.063	0.9
8/8/2011	0		0.434	0.151	0.652	0.019	4.823	0.9
8/9/2011	0		0.689	0.259	0.652	0.020	4.943	1.0
8/10/2011	0		0.645	0.325	0.652	0.020	5.066	0.9
8/11/2011	0		0.568	0.157	0.652	0.020	4.921	0.9
8/12/2011	0		0.462	0.207	0.652	0.020	4.926	0.9
8/13/2011	0		0.462	0.207	0.652	0.020	4.926	0.9
8/14/2011	0		0.462	0.207	0.652	0.020	4.926	0.9

REDACTED

8/15/2011	1		0.430	0.157	0.652	0.020	4.989	0.9
8/16/2011	0		0.424	0.146	0.652	0.019	4.863	0.9
8/17/2011	0		0.557	0.160	0.652	0.019	4.860	0.9
8/18/2011	0		0.476	0.175	0.652	0.019	4.818	0.9
8/19/2011	0		0.469	0.183	0.652	0.019	4.831	0.9
8/20/2011	0		0.469	0.183	0.652	0.019	4.831	0.9
8/21/2011	0		0.469	0.183	0.652	0.019	4.831	0.9
8/22/2011	0		0.492	0.152	0.652	0.019	4.817	0.9
8/23/2011	0		0.465	0.198	0.652	0.019	4.841	0.9
8/24/2011	0		0.411	0.175	0.652	0.019	4.860	0.9
8/25/2011	0		0.344	0.209	0.652	0.020	4.975	0.9
8/26/2011	0		0.382	0.170	0.652	0.019	4.852	0.9
8/27/2011	0		0.382	0.170	0.652	0.019	4.852	0.9
8/28/2011	0		0.382	0.170	0.652	0.019	4.852	0.9
8/29/2011	0		0.368	0.134	0.652	0.019	4.773	0.9
8/30/2011	0		0.393	0.135	0.652	0.019	4.712	0.9
8/31/2011	0		0.438	0.149	0.652	0.018	4.661	0.9
9/1/2011	0		0.533	0.174	0.652	0.019	4.827	0.9
9/2/2011	0		0.446	0.111	0.652	0.020	4.962	0.9
9/3/2011	0		0.446	0.111	0.652	0.020	4.962	0.9
9/4/2011	0		0.446	0.111	0.652	0.020	4.962	0.9
9/5/2011	0		0.446	0.111	0.652	0.020	4.962	0.9
9/6/2011	1		0.457	0.092	0.652	0.019	4.839	0.9
9/7/2011	5		0.471	0.201	0.652	0.019	4.791	0.9
9/8/2011	1		0.436	0.134	0.652	0.019	4.761	0.9
9/9/2011	0		0.420	0.225	0.652	0.019	4.881	0.9
9/10/2011	0		0.420	0.225	0.652	0.019	4.881	0.9
9/11/2011	3		0.420	0.225	0.652	0.019	4.881	0.9
9/12/2011	0		0.390	0.147	0.652	0.019	4.771	0.9
9/13/2011	0		0.404	0.086	0.652	0.018	4.670	0.9
9/14/2011	0		0.479	0.314	0.652	0.020	4.946	0.9
9/15/2011	4		0.430	0.178	0.652	0.019	4.841	0.9
9/16/2011	11		0.329	0.189	0.652	0.019	4.891	0.9
9/17/2011	12		0.329	0.189	0.652	0.019	4.891	0.9
9/18/2011	8		0.329	0.189	0.652	0.019	4.891	0.9
9/19/2011	10		0.347	0.150	0.652	0.018	4.660	0.9
9/20/2011	7		0.444	0.125	0.652	0.018	4.570	0.9
9/21/2011	2		0.566	0.123	0.652	0.018	4.620	1.0
9/22/2011	0		0.592	0.121	0.652	0.018	4.580	1.0
9/23/2011	0		0.515	0.095	0.652	0.018	4.493	0.9
9/24/2011	0		0.515	0.095	0.652	0.018	4.493	0.9
9/25/2011	0		0.515	0.095	0.652	0.018	4.493	0.9
9/26/2011	0		0.384	0.058	0.652	0.017	4.469	0.9
9/27/2011	0		0.443	0.120	0.652	0.018	4.606	0.9
9/28/2011	0		0.465	0.158	0.652	0.019	4.750	0.9
9/29/2011	0		0.445	0.155	0.652	0.019	4.698	0.9
9/30/2011	0		0.448	0.159	0.652	0.018	4.590	0.9
10/1/2011	7		0.448	0.159	0.652	0.018	4.590	0.9
10/2/2011	7		0.448	0.159	0.652	0.018	4.590	0.9
10/3/2011	4		0.398	0.130	0.652	0.018	4.479	0.9
10/4/2011	8		0.394	0.160	0.652	0.017	4.389	0.9
10/5/2011	12		0.447	0.193	0.652	0.017	4.409	0.9
10/6/2011	16		0.297	0.177	0.652	0.017	4.469	0.9
10/7/2011	15		0.320	0.029	0.652	0.016	4.184	0.9
10/8/2011	2		0.320	0.029	0.652	0.016	4.184	0.9
10/9/2011	0		0.320	0.029	0.652	0.016	4.184	0.9
10/10/2011	0		0.235	0.022	0.652	0.016	4.088	0.9
10/11/2011	7		0.323	0.126	0.652	0.016	4.188	0.9
10/12/2011	11		0.331	0.153	0.652	0.017	4.339	0.9

REDACTED

10/13/2011	7		0.377	0.143	0.652	0.017	4.349	0.9
10/14/2011	2		0.286	0.150	0.652	0.016	4.238	0.9
10/15/2011	7		0.286	0.150	0.652	0.016	4.238	0.9
10/16/2011	7		0.286	0.150	0.652	0.016	4.238	0.9
10/17/2011	10		0.315	0.061	0.652	0.016	4.219	0.9
10/18/2011	11		0.331	0.073	0.652	0.017	4.459	0.9
10/19/2011	14		0.362	0.122	0.652	0.017	4.419	0.9
10/20/2011	5		0.394	0.227	0.652	0.018	4.482	0.9
10/21/2011	11		0.402	0.171	0.652	0.017	4.438	0.9
10/22/2011	14		0.402	0.171	0.652	0.017	4.438	0.9
10/23/2011	20		0.402	0.171	0.652	0.017	4.438	0.9
10/24/2011	18		0.388	0.058	0.652	0.017	4.268	0.9
10/25/2011	15		0.443	0.192	0.652	0.017	4.459	0.9
10/26/2011	22		0.647	0.177	0.652	0.017	4.459	1.0
10/27/2011	26		0.977	0.255	0.652	0.018	4.570	1.0
10/28/2011	27		1.307	0.311	0.652	0.018	4.569	1.1
10/29/2011	30		1.307	0.311	0.652	0.018	4.569	1.1
10/30/2011	29		1.307	0.311	0.652	0.018	4.569	1.1
10/31/2011	28		1.261	0.219	0.652	0.018	4.522	1.1
11/1/2011	27		0.742	0.102	0.993	0.017	4.790	0.9
11/2/2011	25		0.908	0.053	0.993	0.016	4.572	1.0
11/3/2011	18		0.878	0.129	0.993	0.016	4.539	0.9
11/4/2011	27		1.143	0.312	0.993	0.017	4.694	1.0
11/5/2011	28		1.143	0.312	0.993	0.017	4.694	1.0
11/6/2011	23		1.143	0.312	0.993	0.017	4.694	1.0
11/7/2011	14		0.899	0.160	0.993	0.017	4.660	0.9
11/8/2011	13		0.812	0.214	0.993	0.016	4.569	0.9
11/9/2011	7		0.814	0.260	0.993	0.017	4.696	0.9
11/10/2011	13		0.613	0.217	0.993	0.017	4.783	0.9
11/11/2011	25		0.842	0.239	0.993	0.017	4.740	0.9
11/12/2011	23		0.842	0.239	0.993	0.017	4.740	0.9
11/13/2011	10		0.842	0.239	0.993	0.017	4.740	0.9
11/14/2011	4		0.704	0.150	0.993	0.016	4.459	0.9
11/15/2011	13		0.634	0.162	0.993	0.015	4.326	0.9
11/16/2011	13		0.665	0.188	0.993	0.015	4.320	0.9
11/17/2011	25		0.783	0.266	0.993	0.016	4.389	0.9
11/18/2011	27		0.824	0.381	0.993	0.016	4.506	0.9
11/19/2011	16		0.824	0.381	0.993	0.016	4.506	0.9
11/20/2011	11		0.824	0.381	0.993	0.016	4.506	0.9
11/21/2011	31		0.806	0.179	0.993	0.015	4.207	0.9
11/22/2011	27		0.881	0.240	0.993	0.015	4.172	0.9
11/23/2011	31		0.949	0.192	0.993	0.015	4.253	0.9
11/24/2011	30		0.949	0.192	0.993	0.015	4.253	0.9
11/25/2011	21		0.991	0.100	0.993	0.013	3.934	1.0
11/26/2011	19		0.991	0.100	0.993	0.013	3.934	1.0
11/27/2011	20		0.991	0.100	0.993	0.013	3.934	1.0
11/28/2011	11		0.991	0.100	0.993	0.013	3.934	1.0
11/29/2011	8		0.793	0.187	0.993	0.015	4.269	0.9
11/30/2011	20		0.635	0.075	0.993	0.016	4.479	0.9
12/1/2011	29		0.581	0.347	1.683	0.018	5.595	0.7
12/2/2011	26		0.631	0.246	1.683	0.017	5.429	0.8
12/3/2011	31		0.631	0.246	1.683	0.017	5.429	0.8
12/4/2011	22		0.631	0.246	1.683	0.017	5.429	0.8
12/5/2011	12		0.534	0.177	1.683	0.016	5.242	0.7
12/6/2011	9		0.513	0.244	1.683	0.017	5.314	0.7
12/7/2011	24		0.523	0.234	1.683	0.017	5.363	0.7
12/8/2011	30		0.686	0.275	1.683	0.017	5.420	0.8
12/9/2011	29		0.545	0.284	1.683	0.017	5.390	0.7
12/10/2011	35		0.545	0.284	1.683	0.017	5.390	0.7

REDACTED

12/11/2011	34	0.545	0.284	1.683	0.017	5.390	0.7
12/12/2011	32	0.638	0.328	1.683	0.017	5.332	0.7
12/13/2011	27	0.730	0.224	1.683	0.015	5.059	0.8
12/14/2011	28	0.940	0.209	1.683	0.015	5.016	0.8
12/15/2011	17	0.669	0.221	1.683	0.015	4.999	0.7
12/16/2011	26	0.733	0.240	1.683	0.015	4.995	0.8
12/17/2011	40	0.733	0.240	1.683	0.015	4.995	0.8
12/18/2011	47	0.733	0.240	1.683	0.015	4.995	0.8
12/19/2011	27	0.925	0.223	1.683	0.015	4.956	0.8
12/20/2011	36	1.179	0.257	1.683	0.015	4.979	0.8
12/21/2011	27	0.831	0.221	1.683	0.015	4.983	0.8
12/22/2011	22	0.709	0.195	1.683	0.015	4.934	0.8
12/23/2011	34	0.851	0.240	1.683	0.015	4.998	0.8
12/24/2011	45	0.851	0.240	1.683	0.015	4.998	0.8
12/25/2011	37	0.851	0.240	1.683	0.015	4.998	0.8
12/26/2011	36	0.851	0.240	1.683	0.015	4.998	0.8
12/27/2011	19	1.041	0.129	1.683	0.014	4.786	0.8
12/28/2011	36	1.816	0.182	1.683	0.015	4.971	1.0
12/29/2011	39	2.389	0.151	1.683	0.015	4.920	1.1
12/30/2011	34	0.828	0.107	1.683	0.014	4.819	0.8
12/31/2011	32	0.828	0.107	1.683	0.014	4.819	0.8
1/1/2012	21	0.828	0.107	2.016	0.014	5.151	0.7
1/2/2012	33	0.828	0.107	2.016	0.014	5.151	0.7
1/3/2012	52	6.636	0.192	2.016	0.015	5.212	1.8
1/4/2012	42	4.800	0.123	2.016	0.014	5.103	1.5
1/5/2012	37	1.710	0.154	2.016	0.014	5.144	0.9
1/6/2012	33	1.050	0.107	2.016	0.014	5.042	0.8
1/7/2012	24	1.050	0.107	2.016	0.014	5.042	0.8
1/8/2012	35	1.050	0.107	2.016	0.014	5.042	0.8
1/9/2012	33	0.922	0.097	2.016	0.014	5.010	0.8
1/10/2012	32	1.101	0.086	2.016	0.014	5.036	0.8
1/11/2012	32	1.139	0.147	2.016	0.014	5.153	0.8
1/12/2012	34	0.966	0.106	2.016	0.013	4.943	0.8
1/13/2012	34	1.776	0.135	2.016	0.013	4.879	0.9
1/14/2012	51	1.776	0.135	2.016	0.013	4.879	0.9
1/15/2012	57	1.776	0.135	2.016	0.013	4.879	0.9
1/16/2012	37	1.776	0.135	2.016	0.013	4.879	0.9
1/17/2012	26	2.851	0.126	2.016	0.013	4.825	1.1
1/18/2012	44	2.188	0.138	2.016	0.012	4.678	1.0
1/19/2012	42	2.645	0.176	2.016	0.012	4.693	1.1
1/20/2012	45	2.690	0.124	2.016	0.011	4.511	1.1
1/21/2012	53	2.690	0.124	2.016	0.011	4.511	1.1
1/22/2012	40	2.690	0.124	2.016	0.011	4.511	1.1
1/23/2012	32	2.151	0.128	2.016	0.011	4.369	1.0
1/24/2012	24	1.220	0.189	2.016	0.012	4.617	0.8
1/25/2012	31	1.445	0.127	2.016	0.013	4.781	0.9
1/26/2012	30	0.868	0.189	2.016	0.013	4.830	0.7
1/27/2012	27	0.798	0.119	2.016	0.013	4.840	0.7
1/28/2012	27	0.798	0.119	2.016	0.013	4.840	0.7
1/29/2012	31	0.798	0.119	2.016	0.013	4.840	0.7
1/30/2012	36	1.126	0.115	2.016	0.012	4.737	0.8
1/31/2012	33	0.601	0.072	2.016	0.013	4.816	0.7
2/1/2012	23	0.516	0.151	1.685	0.012	4.362	0.7
2/2/2012	36	0.871	0.167	1.685	0.011	4.178	0.8
2/3/2012	34	1.056	0.186	1.685	0.011	4.186	0.8
2/4/2012	38	1.056	0.186	1.685	0.011	4.186	0.8
2/5/2012	36	1.056	0.186	1.685	0.011	4.186	0.8
2/6/2012	25	0.913	0.184	1.685	0.012	4.293	0.8
2/7/2012	36	0.974	0.201	1.685	0.012	4.399	0.8

REDACTED

2/8/2012	34	1.449	0.250	1.685	0.013	4.552	0.9
2/9/2012	33	1.315	0.205	1.685	0.012	4.388	0.9
2/10/2012	25	1.018	0.213	1.685	0.012	4.407	0.8
2/11/2012	39	1.018	0.213	1.685	0.012	4.407	0.8
2/12/2012	48	1.018	0.213	1.685	0.012	4.407	0.8
2/13/2012	35	2.563	0.331	1.685	0.013	4.547	1.1
2/14/2012	30	0.949	0.172	1.685	0.012	4.283	0.8
2/15/2012	32	0.720	0.188	1.685	0.012	4.372	0.7
2/16/2012	25	0.633	0.184	1.685	0.013	4.420	0.7
2/17/2012	26	0.661	0.201	1.685	0.012	4.374	0.7
2/18/2012	29	0.661	0.201	1.685	0.012	4.374	0.7
2/19/2012	33	0.661	0.201	1.685	0.012	4.374	0.7
2/20/2012	35	0.707	0.140	1.685	0.013	4.510	0.7
2/21/2012	29	0.707	0.140	1.685	0.013	4.510	0.7
2/22/2012	20	0.546	0.138	1.685	0.013	4.471	0.7
2/23/2012	26	0.468	0.173	1.685	0.013	4.470	0.7
2/24/2012	29	0.441	0.142	1.685	0.013	4.514	0.7
2/25/2012	34	0.441	0.142	1.685	0.013	4.514	0.7
2/26/2012	37	0.441	0.142	1.685	0.013	4.514	0.7
2/27/2012	25	0.533	0.163	1.685	0.013	4.462	0.7
2/28/2012	31	0.661	0.179	1.685	0.013	4.424	0.7
2/29/2012	34	0.699	0.205	1.685	0.012	4.316	0.7
3/1/2012	42	0.733	0.139	1.488	0.012	4.075	0.8
3/2/2012	36	1.331	0.140	1.488	0.012	4.064	0.9
3/3/2012	29	1.331	0.140	1.488	0.012	4.064	0.9
3/4/2012	33	1.331	0.140	1.488	0.012	4.064	0.9
3/5/2012	41	1.527	0.139	1.488	0.012	4.012	1.0
3/6/2012	35	2.116	0.185	1.488	0.011	3.998	1.1
3/7/2012	14	0.784	0.170	1.488	0.011	3.970	0.8
3/8/2012	11	0.761	0.147	1.488	0.011	3.880	0.8
3/9/2012	30	0.792	0.142	1.488	0.011	3.866	0.8
3/10/2012	34	0.792	0.142	1.488	0.011	3.866	0.8
3/11/2012	19	0.792	0.142	1.488	0.011	3.866	0.8
3/12/2012	7	0.714	0.067	1.488	0.010	3.774	0.8
3/13/2012	8	0.443	0.049	1.488	0.010	3.714	0.7
3/14/2012	25	0.506	0.003	1.488	0.010	3.632	0.7
3/15/2012	26	0.468	0.031	1.488	0.010	3.626	0.7
3/16/2012	24	0.387	0.000	1.488	0.010	3.579	0.7
3/17/2012	22	0.387	0.000	1.488	0.010	3.579	0.7
3/18/2012	5	0.387	0.000	1.488	0.010	3.579	0.7
3/19/2012	9	0.437	-0.040	1.488	0.009	3.510	0.7
3/20/2012	0	0.464	0.066	1.488	0.010	3.702	0.7
3/21/2012	0	0.493	0.053	1.488	0.010	3.744	0.7
3/22/2012	0	0.412	0.033	1.488	0.010	3.717	0.7
3/23/2012	4	0.372	0.008	1.488	0.010	3.695	0.7
3/24/2012	17	0.372	0.008	1.488	0.010	3.695	0.7
3/25/2012	24	0.372	0.008	1.488	0.010	3.695	0.7
3/26/2012	33	0.400	0.009	1.488	0.010	3.572	0.7
3/27/2012	27	0.658	0.140	1.488	0.011	3.783	0.7
3/28/2012	22	0.461	0.115	1.488	0.010	3.692	0.7
3/29/2012	26	0.740	0.128	1.488	0.010	3.665	0.8
3/30/2012	24	0.766	0.155	1.488	0.010	3.665	0.8
3/31/2012	27	0.766	0.155	1.488	0.010	3.665	0.8
4/1/2012	22	0.766	0.155	0.652	0.010	2.829	1.0
4/2/2012	22	0.519	0.171	0.652	0.010	2.805	0.9
4/3/2012	16	0.931	0.135	0.652	0.009	2.676	1.1
4/4/2012	18	1.115	0.215	0.652	0.010	2.858	1.1
4/5/2012	26	0.758	0.189	0.652	0.010	2.909	1.0
4/6/2012	22	0.520	0.162	0.652	0.010	2.814	0.9

REDACTED

4/7/2012	20		0.520	0.162	0.652	0.010	2.814	0.9
4/8/2012	20		0.520	0.162	0.652	0.010	2.814	0.9
4/9/2012	18		0.520	0.162	0.652	0.010	2.814	0.9
4/10/2012	17		0.522	0.167	0.652	0.010	2.822	0.9
4/11/2012	17		0.695	0.131	0.652	0.010	2.767	1.0
4/12/2012	22		0.695	0.128	0.652	0.009	2.700	1.0
4/13/2012	14		0.413	0.172	0.652	0.009	2.711	0.8
4/14/2012	5		0.413	0.172	0.652	0.009	2.711	0.8
4/15/2012	0		0.413	0.172	0.652	0.009	2.711	0.8
4/16/2012	0		0.334	0.109	0.652	0.009	2.643	0.8
4/17/2012	2		0.448	0.190	0.652	0.010	2.729	0.9
4/18/2012	14		0.525	0.142	0.652	0.009	2.681	0.9
4/19/2012	5		0.416	0.123	0.652	0.009	2.653	0.9
4/20/2012	0		0.349	0.111	0.652	0.009	2.622	0.8
4/21/2012	1		0.349	0.111	0.652	0.009	2.622	0.8
4/22/2012	20		0.349	0.111	0.652	0.009	2.622	0.8
4/23/2012	14		0.325	0.091	0.652	0.009	2.610	0.8
4/24/2012	16		0.534	0.114	0.652	0.009	2.707	0.9
4/25/2012	17		0.422	0.183	0.652	0.010	2.832	0.9
4/26/2012	12		0.384	0.161	0.652	0.010	2.832	0.8
4/27/2012	23		0.419	0.143	0.652	0.010	2.916	0.9
4/28/2012	18		0.419	0.143	0.652	0.010	2.916	0.9
4/29/2012	18		0.419	0.143	0.652	0.010	2.916	0.9
4/30/2012	12		0.472	0.176	0.652	0.010	2.893	0.9
5/1/2012	20		0.383	0.156	0.652	0.010	2.923	0.9
5/2/2012	17		0.336	0.153	0.652	0.011	3.103	0.8
5/3/2012	15		0.349	0.156	0.652	0.011	3.130	0.8
5/4/2012	13		0.269	0.132	0.652	0.011	3.086	0.8
5/5/2012	8		0.269	0.132	0.652	0.011	3.086	0.8
5/6/2012	11		0.269	0.132	0.652	0.011	3.086	0.8
5/7/2012	6		0.191	0.011	0.652	0.011	2.982	0.8
5/8/2012	11		0.236	0.056	0.652	0.011	3.013	0.8
5/9/2012	6		0.310	0.079	0.652	0.011	3.003	0.9
5/10/2012	11		0.305	0.058	0.652	0.011	3.083	0.9
5/11/2012	11		0.298	0.045	0.652	0.011	3.067	0.9
5/12/2012	0		0.298	0.045	0.652	0.011	3.067	0.9
5/13/2012	0		0.298	0.045	0.652	0.011	3.067	0.9
5/14/2012	4		0.254	0.008	0.652	0.011	3.045	0.9
5/15/2012	1		0.273	0.057	0.652	0.011	3.123	0.9
5/16/2012	1		0.300	0.057	0.652	0.011	3.133	0.9
5/17/2012	8		0.368	0.114	0.652	0.012	3.275	0.9
5/18/2012	3		0.246	0.054	0.652	0.012	3.322	0.9
5/19/2012	0		0.246	0.054	0.652	0.012	3.322	0.9
5/20/2012	0		0.246	0.054	0.652	0.012	3.322	0.9
5/21/2012	2		0.344	-0.026	0.652	0.012	3.193	0.9
5/22/2012	2		0.244	0.070	0.652	0.012	3.330	0.9
5/23/2012	0		0.263	0.144	0.652	0.013	3.383	0.8
5/24/2012	0		0.294	0.120	0.652	0.012	3.373	0.9
5/25/2012	0		0.307	0.126	0.652	0.013	3.459	0.9
5/26/2012	0		0.307	0.126	0.652	0.013	3.459	0.9
5/27/2012	0		0.307	0.126	0.652	0.013	3.459	0.9
5/28/2012	0		0.307	0.126	0.652	0.013	3.459	0.9
5/29/2012	2		0.226	0.118	0.652	0.012	3.354	0.8
5/30/2012	0		0.356	0.134	0.652	0.012	3.292	0.9
5/31/2012	0		0.303	0.144	0.652	0.012	3.203	0.8
6/1/2012	4		0.260	0.055	0.652	0.011	3.058	0.9
6/2/2012	7		0.260	0.055	0.652	0.011	3.058	0.9
6/3/2012	10		0.260	0.055	0.652	0.011	3.058	0.9
6/4/2012	14		0.175	-0.011	0.652	0.010	2.896	0.8

REDACTED

6/5/2012	11		0.231	0.075	0.652	0.011	3.073	0.8
6/6/2012	7		0.220	0.080	0.652	0.011	3.143	0.8
6/7/2012	6		0.223	0.082	0.652	0.011	3.155	0.8
6/8/2012	0		0.204	0.097	0.652	0.011	3.082	0.8
6/9/2012	0		0.204	0.097	0.652	0.011	3.082	0.8
6/10/2012	0		0.204	0.097	0.652	0.011	3.082	0.8
6/11/2012	0		0.230	0.091	0.652	0.011	2.968	0.8
6/12/2012	0		0.376	0.090	0.652	0.011	2.982	0.9
6/13/2012	0		0.363	0.127	0.652	0.011	2.976	0.9
6/14/2012	0		0.312	0.105	0.652	0.011	2.957	0.8
6/15/2012	0		0.419	0.054	0.652	0.010	2.925	0.9
6/16/2012	7		0.419	0.054	0.652	0.010	2.925	0.9
6/17/2012	5		0.419	0.054	0.652	0.010	2.925	0.9
6/18/2012	5		0.256	0.003	0.652	0.011	3.083	0.9
6/19/2012	0		0.620	0.109	0.652	0.012	3.233	1.0
6/20/2012	0		1.662	0.308	0.652	0.013	3.568	1.2
6/21/2012	0		1.934	0.381	0.652	0.014	3.656	1.2
6/22/2012	0		0.853	0.144	0.652	0.012	3.284	1.0
6/23/2012	0		0.853	0.144	0.652	0.012	3.284	1.0
6/24/2012	0		0.853	0.144	0.652	0.012	3.284	1.0
6/25/2012	2		0.671	0.004	0.652	0.012	3.172	1.0
6/26/2012	1		0.453	0.059	0.652	0.013	3.420	0.9
6/27/2012	0		0.512	0.098	0.652	0.013	3.465	0.9
6/28/2012	0		0.710	0.123	0.652	0.014	3.680	1.0
6/29/2012	0		0.676	0.223	0.652	0.014	3.695	0.9
6/30/2012	0		0.676	0.223	0.652	0.014	3.695	0.9
7/1/2012	0		0.676	0.223	0.652	0.014	3.695	0.9
7/2/2012	0		0.789	0.131	0.652	0.013	3.532	1.0
7/3/2012	0		0.365	0.074	0.652	0.013	3.469	0.9
7/4/2012	0		0.365	0.074	0.652	0.013	3.469	0.9
7/5/2012	0		0.400	0.116	0.652	0.013	3.552	0.9
7/6/2012	0		0.702	0.197	0.652	0.014	3.771	1.0
7/7/2012	0		0.702	0.197	0.652	0.014	3.771	1.0
7/8/2012	0		0.702	0.197	0.652	0.014	3.771	1.0
7/9/2012	0		0.639	0.173	0.652	0.014	3.780	0.9
7/10/2012	0		0.582	0.157	0.652	0.014	3.609	0.9
7/11/2012	0		0.414	0.120	0.652	0.014	3.652	0.9
7/12/2012	0		0.681	0.148	0.652	0.013	3.528	1.0
7/13/2012	0		0.536	0.161	0.652	0.014	3.659	0.9
7/14/2012	0		0.536	0.161	0.652	0.014	3.659	0.9
7/15/2012	0		0.536	0.161	0.652	0.014	3.659	0.9
7/16/2012	0		0.645	0.186	0.652	0.014	3.735	0.9
7/17/2012	0		0.959	0.239	0.652	0.015	3.828	1.0
7/18/2012	0		0.647	0.194	0.652	0.014	3.690	0.9
7/19/2012	0		0.605	0.167	0.652	0.014	3.671	0.9
7/20/2012	0		0.275	0.065	0.652	0.014	3.723	0.9
7/21/2012	0		0.275	0.065	0.652	0.014	3.723	0.9
7/22/2012	0		0.275	0.065	0.652	0.014	3.723	0.9
7/23/2012	0		0.245	0.078	0.652	0.014	3.773	0.9
7/24/2012	0		0.572	0.114	0.652	0.015	3.831	0.9
7/25/2012	0		0.374	0.143	0.652	0.015	3.980	0.9
7/26/2012	0		0.378	0.094	0.652	0.015	3.944	0.9
7/27/2012	0		0.563	0.051	0.652	0.015	3.852	1.0
7/28/2012	0		0.563	0.051	0.652	0.015	3.852	1.0
7/29/2012	0		0.563	0.051	0.652	0.015	3.852	1.0
7/30/2012	0		0.185	0.082	0.652	0.015	3.838	0.9
7/31/2012	0		0.327	0.102	0.652	0.015	3.919	0.9
8/1/2012	0		0.414	0.157	0.652	0.015	4.030	0.9
8/2/2012	0		0.441	0.167	0.652	0.015	4.033	0.9

REDACTED

8/3/2012	0		0.560	0.147	0.652	0.015	3.963	0.9
8/4/2012	0		0.560	0.147	0.652	0.015	3.963	0.9
8/5/2012	0		0.560	0.147	0.652	0.015	3.963	0.9
8/6/2012	0		0.400	0.070	0.652	0.014	3.666	0.9
8/7/2012	0		0.544	0.134	0.652	0.014	3.706	0.9
8/8/2012	0		0.486	0.118	0.652	0.014	3.778	0.9
8/9/2012	0		0.602	0.142	0.652	0.014	3.766	0.9
8/10/2012	0		0.526	0.139	0.652	0.014	3.699	0.9
8/11/2012	0		0.526	0.139	0.652	0.014	3.699	0.9
8/12/2012	0		0.526	0.139	0.652	0.014	3.699	0.9
8/13/2012	0		0.499	0.095	0.652	0.014	3.601	0.9
8/14/2012	0		0.490	0.136	0.652	0.013	3.582	0.9
8/15/2012	0		0.543	0.092	0.652	0.013	3.564	0.9
8/16/2012	0		0.542	0.091	0.652	0.013	3.574	0.9
8/17/2012	0		0.535	0.095	0.652	0.013	3.535	0.9
8/18/2012	0		0.535	0.095	0.652	0.013	3.535	0.9
8/19/2012	0		0.535	0.095	0.652	0.013	3.535	0.9
8/20/2012	0		0.358	-0.022	0.652	0.012	3.344	0.9
8/21/2012	0		0.270	0.006	0.652	0.013	3.420	0.9
8/22/2012	0		0.280	-0.024	0.652	0.013	3.441	0.9
8/23/2012	0		0.299	-0.001	0.652	0.013	3.465	0.9
8/24/2012	0		0.303	0.032	0.652	0.013	3.514	0.9
8/25/2012	0		0.303	0.032	0.652	0.013	3.514	0.9
8/26/2012	0		0.303	0.032	0.652	0.013	3.514	0.9
8/27/2012	0		0.405	-0.013	0.652	0.013	3.433	0.9
8/28/2012	0		0.317	0.033	0.652	0.013	3.487	0.9
8/29/2012	0		0.327	0.013	0.652	0.013	3.400	0.9
8/30/2012	0		0.412	0.095	0.652	0.013	3.396	0.9
8/31/2012	0		0.627	0.049	0.652	0.013	3.449	1.0
9/1/2012	0		0.627	0.049	0.652	0.013	3.449	1.0
9/2/2012	0		0.627	0.049	0.652	0.013	3.449	1.0
9/3/2012	0		0.627	0.049	0.652	0.013	3.449	1.0
9/4/2012	0		0.401	-0.076	0.652	0.012	3.349	0.9
9/5/2012	0		0.749	0.150	0.652	0.014	3.620	1.0
9/6/2012	0		0.824	0.142	0.652	0.014	3.682	1.0
9/7/2012	0		0.768	0.139	0.652	0.014	3.649	1.0
9/8/2012	0		0.768	0.139	0.652	0.014	3.649	1.0
9/9/2012	1		0.768	0.139	0.652	0.014	3.649	1.0
9/10/2012	7		0.416	0.010	0.652	0.013	3.408	0.9
9/11/2012	5		0.481	0.076	0.652	0.013	3.409	0.9
9/12/2012	0		0.683	0.121	0.652	0.014	3.620	1.0
9/13/2012	0		0.506	0.098	0.652	0.014	3.719	0.9
9/14/2012	0		0.373	0.027	0.652	0.014	3.707	0.9
9/15/2012	6		0.373	0.027	0.652	0.014	3.707	0.9
9/16/2012	9		0.373	0.027	0.652	0.014	3.707	0.9
9/17/2012	0		0.307	-0.004	0.652	0.014	3.607	0.9
9/18/2012	0		0.669	0.061	0.652	0.013	3.556	1.0
9/19/2012	8		0.611	0.120	0.652	0.013	3.536	1.0
9/20/2012	11		0.557	0.135	0.652	0.013	3.552	0.9
9/21/2012	9		0.416	0.123	0.652	0.013	3.548	0.9
9/22/2012	0		0.416	0.123	0.652	0.013	3.548	0.9
9/23/2012	10		0.416	0.123	0.652	0.013	3.548	0.9
9/24/2012	13		0.273	-0.042	0.652	0.013	3.450	0.9
9/25/2012	2		0.328	0.079	0.652	0.013	3.567	0.9
9/26/2012	0		0.319	0.110	0.652	0.014	3.621	0.9
9/27/2012	10		0.326	0.118	0.652	0.014	3.704	0.9
9/28/2012	13		0.302	0.040	0.652	0.014	3.724	0.9
9/29/2012	10		0.302	0.040	0.652	0.014	3.724	0.9
9/30/2012	11		0.302	0.040	0.652	0.014	3.724	0.9

REDACTED

10/1/2012	6	0.321	0.062	0.652	0.014	3.787	0.9
10/2/2012	4	0.477	0.050	0.652	0.015	3.904	0.9
10/3/2012	4	0.503	0.027	0.652	0.015	3.895	1.0
10/4/2012	5	0.452	0.065	0.652	0.015	3.938	0.9
10/5/2012	0	0.397	0.062	0.652	0.015	3.975	0.9
10/6/2012	7	0.397	0.062	0.652	0.015	3.975	0.9
10/7/2012	15	0.397	0.062	0.652	0.015	3.975	0.9
10/8/2012	16	0.406	0.084	0.652	0.015	4.022	0.9
10/9/2012	13	0.362	0.072	0.652	0.015	3.912	0.9
10/10/2012	13	0.380	0.059	0.652	0.015	3.905	0.9
10/11/2012	17	0.476	0.079	0.652	0.015	4.000	0.9
10/12/2012	25	0.697	0.068	0.652	0.015	4.017	1.0
10/13/2012	19	0.697	0.068	0.652	0.015	4.017	1.0
10/14/2012	8	0.697	0.068	0.652	0.015	4.017	1.0
10/15/2012	3	0.432	-0.037	0.652	0.015	3.998	1.0
10/16/2012	21	0.740	0.043	0.652	0.016	4.042	1.0
10/17/2012	16	1.101	0.087	0.652	0.015	4.019	1.1
10/18/2012	9	0.708	0.032	0.652	0.015	3.969	1.0
10/19/2012	1	0.600	0.086	0.652	0.016	4.060	1.0
10/20/2012	6	0.600	0.086	0.652	0.016	4.060	1.0
10/21/2012	10	0.600	0.086	0.652	0.016	4.060	1.0
10/22/2012	10	0.372	-0.031	0.652	0.016	4.069	0.9
10/23/2012	15	0.360	0.013	0.652	0.016	4.171	0.9
10/24/2012	15	0.414	0.050	0.652	0.016	4.063	0.9
10/25/2012	13	0.556	0.060	0.652	0.016	4.172	1.0
10/26/2012	11	0.556	0.081	0.652	0.016	4.143	1.0
10/27/2012	8	0.556	0.081	0.652	0.016	4.143	1.0
10/28/2012	14	0.556	0.081	0.652	0.016	4.143	1.0
10/29/2012	6	0.441	0.040	0.652	0.016	4.056	0.9
10/30/2012	7	0.492	0.033	0.652	0.016	4.129	0.9
10/31/2012	45	0.532	-0.056	0.652	0.015	4.033	1.0
11/1/2012	17	0.747	0.057	0.993	0.016	4.579	0.9
11/2/2012	18	0.790	0.070	0.993	0.016	4.579	0.9
11/3/2012	18	0.790	0.070	0.993	0.016	4.579	0.9
11/4/2012	24	0.790	0.070	0.993	0.016	4.579	0.9
11/5/2012	32	1.248	0.126	0.993	0.016	4.523	1.0
11/6/2012	32	2.276	0.162	0.993	0.016	4.516	1.2
11/7/2012	30	2.691	0.315	0.993	0.017	4.740	1.3
11/8/2012	27	3.174	0.287	0.993	0.017	4.768	1.4
11/9/2012	21	2.109	0.116	0.993	0.016	4.577	1.2
11/10/2012	23	2.109	0.116	0.993	0.016	4.577	1.2
11/11/2012	15	2.109	0.116	0.993	0.016	4.577	1.2
11/12/2012	5	1.171	0.023	0.993	0.015	4.345	1.0
11/13/2012	26	1.138	0.239	0.993	0.017	4.659	1.0
11/14/2012	29	2.469	0.280	0.993	0.018	4.874	1.2
11/15/2012	29	2.369	0.093	0.993	0.017	4.771	1.3
11/16/2012	29	1.885	0.063	0.993	0.017	4.708	1.2
11/17/2012	31	1.885	0.063	0.993	0.017	4.708	1.2
11/18/2012	31	1.885	0.063	0.993	0.017	4.708	1.2
11/19/2012	30	1.800	0.056	0.993	0.016	4.548	1.2
11/20/2012	27	2.654	0.179	0.993	0.018	4.823	1.3
11/21/2012	26	2.343	0.128	0.993	0.017	4.763	1.3
11/22/2012	26	2.343	0.128	0.993	0.017	4.763	1.3
11/23/2012	17	2.206	0.110	0.993	0.017	4.710	1.2
11/24/2012	30	2.206	0.110	0.993	0.017	4.710	1.2
11/25/2012	31	2.206	0.110	0.993	0.017	4.710	1.2
11/26/2012	33	2.206	0.110	0.993	0.017	4.710	1.2
11/27/2012	33	2.419	0.225	0.993	0.018	4.981	1.2
11/28/2012	33	2.464	0.212	0.993	0.018	4.995	1.2

REDACTED

11/29/2012	30	2.522	0.149	0.993	0.018	4.860	1.3
11/30/2012	38	2.772	0.202	0.993	0.018	4.823	1.3
12/1/2012	37	2.772	0.202	1.683	0.018	5.514	1.2
12/2/2012	23	2.772	0.202	1.683	0.018	5.514	1.2
12/3/2012	25	1.749	-0.228	1.683	0.015	4.972	1.1
12/4/2012	16	0.906	-0.207	1.683	0.015	4.915	0.9
12/5/2012	28	1.581	-0.220	1.683	0.014	4.829	1.0
12/6/2012	37	2.146	-0.073	1.683	0.015	5.016	1.1
12/7/2012	27	0.984	-0.110	1.683	0.015	5.032	0.9
12/8/2012	27	0.984	-0.110	1.683	0.015	5.032	0.9
12/9/2012	26	0.984	-0.110	1.683	0.015	5.032	0.9
12/10/2012	23	1.147	-0.189	1.683	0.014	4.835	0.9
12/11/2012	30	1.526	-0.156	1.683	0.015	4.907	1.0
12/12/2012	36	1.445	-0.115	1.683	0.015	4.968	1.0
12/13/2012	36	1.189	-0.088	1.683	0.015	4.941	0.9
12/14/2012	28	0.735	-0.068	1.683	0.015	4.898	0.8
12/15/2012	35	0.735	-0.068	1.683	0.015	4.898	0.8
12/16/2012	40	0.735	-0.068	1.683	0.015	4.898	0.8
12/17/2012	31	1.312	-0.203	1.683	0.014	4.639	1.0
12/18/2012	25	0.965	-0.208	1.683	0.014	4.703	0.9
12/19/2012	28	1.025	-0.140	1.683	0.014	4.846	0.9
12/20/2012	27	0.852	-0.124	1.683	0.014	4.824	0.9
12/21/2012	24	0.742	-0.223	1.683	0.014	4.818	0.8
12/22/2012	35	0.742	-0.223	1.683	0.014	4.818	0.8
12/23/2012	32	0.742	-0.223	1.683	0.014	4.818	0.8
12/24/2012	35	1.056	-0.289	1.683	0.014	4.827	0.9
12/25/2012	39	1.056	-0.289	1.683	0.014	4.827	0.9
12/26/2012	35	0.986	-0.257	1.683	0.014	4.739	0.9
12/27/2012	35	1.327	-0.250	1.683	0.014	4.782	1.0
12/28/2012	37	3.334	-0.178	1.683	0.014	4.830	1.4
12/29/2012	38	3.334	-0.178	1.683	0.014	4.830	1.4
12/30/2012	43	3.334	-0.178	1.683	0.014	4.830	1.4
12/31/2012	55	5.681	-0.126	1.683	0.015	4.986	1.8
1/1/2013	45	5.681	-0.126	2.016	0.015	5.318	1.7
1/2/2013	52	12.140	-0.231	2.016	0.014	5.180	3.0
1/3/2013	52	5.457	-0.227	2.016	0.014	5.095	1.7
1/4/2013	30	2.857	-0.149	2.016	0.014	5.064	1.2
1/5/2013	39	2.857	-0.149	2.016	0.014	5.064	1.2
1/6/2013	32	2.857	-0.149	2.016	0.014	5.064	1.2
1/7/2013	42	2.208	-0.179	2.016	0.014	5.036	1.1
1/8/2013	36	1.038	-0.130	2.016	0.015	5.197	0.8
1/9/2013	27	0.960	-0.095	2.016	0.014	5.143	0.8
1/10/2013	32	0.981	-0.134	2.016	0.014	5.025	0.8
1/11/2013	30	0.870	-0.127	2.016	0.014	4.982	0.8
1/12/2013	27	0.870	-0.127	2.016	0.014	4.982	0.8
1/13/2013	20	0.870	-0.127	2.016	0.014	4.982	0.8
1/14/2013	23	0.193	-0.195	2.016	0.014	5.020	0.7
1/15/2013	32	1.548	-0.052	2.016	0.015	5.364	0.9
1/16/2013	35	2.490	-0.006	2.016	0.016	5.426	1.1
1/17/2013	39	3.707	-0.033	2.016	0.016	5.426	1.3
1/18/2013	43	4.932	0.026	2.016	0.016	5.496	1.5
1/19/2013	26	4.932	0.026	2.016	0.016	5.496	1.5
1/20/2013	34	4.932	0.026	2.016	0.016	5.496	1.5
1/21/2013	44	8.558	0.000	2.016	0.016	5.571	2.2
1/22/2013	52	8.558	0.000	2.016	0.016	5.571	2.2
1/23/2013	60	15.352	-0.090	2.016	0.016	5.588	3.4
1/24/2013	55	30.989	-0.097	2.016	0.016	5.464	6.3
1/25/2013	49	31.028	-0.067	2.016	0.016	5.514	6.3
1/26/2013	49	31.028	-0.067	2.016	0.016	5.514	6.3

REDACTED

1/27/2013	44		31.028	-0.067	2.016	0.016	5.514	6.3
1/28/2013	41		9.587	-0.107	2.016	0.015	5.347	2.4
1/29/2013	33		0.658	-0.061	2.016	0.015	5.208	0.7
1/30/2013	13		0.383	-0.113	2.016	0.014	5.078	0.7
1/31/2013	32		1.399	-0.009	2.016	0.015	5.274	0.9
2/1/2013	42		11.172	-0.080	1.685	0.015	4.948	2.9
2/2/2013	41		11.172	-0.080	1.685	0.015	4.948	2.9
2/3/2013	41		11.172	-0.080	1.685	0.015	4.948	2.9
2/4/2013	43		6.670	-0.070	1.685	0.015	4.960	2.0
2/5/2013	40		9.968	-0.058	1.685	0.015	4.924	2.7
2/6/2013	40		6.957	-0.083	1.685	0.015	4.950	2.1
2/7/2013	43		3.313	-0.006	1.685	0.016	5.107	1.3
2/8/2013	46		6.698	0.020	1.685	0.016	5.093	2.0
2/9/2013	49		6.698	0.020	1.685	0.016	5.093	2.0
2/10/2013	44		6.698	0.020	1.685	0.016	5.093	2.0
2/11/2013	33		19.243	-0.037	1.685	0.015	4.920	4.6
2/12/2013	28		2.643	-0.022	1.685	0.015	4.887	1.2
2/13/2013	32		2.640	-0.015	1.685	0.015	4.991	1.2
2/14/2013	34		2.080	0.012	1.685	0.015	5.002	1.1
2/15/2013	27		1.523	0.007	1.685	0.015	4.994	1.0
2/16/2013	36		1.523	0.007	1.685	0.015	4.994	1.0
2/17/2013	47		1.523	0.007	1.685	0.015	4.994	1.0
2/18/2013	40		10.296	-0.024	1.685	0.015	4.880	2.8
2/19/2013	27		10.296	-0.024	1.685	0.015	4.880	2.8
2/20/2013	37		8.742	-0.002	1.685	0.015	4.936	2.4
2/21/2013	39		12.870	0.046	1.685	0.016	5.083	3.2
2/22/2013	31		1.077	0.042	1.685	0.015	5.033	0.9
2/23/2013	31		1.077	0.042	1.685	0.015	5.033	0.9
2/24/2013	33		1.077	0.042	1.685	0.015	5.033	0.9
2/25/2013	31		0.329	-0.008	1.685	0.015	4.966	0.7
2/26/2013	28		0.472	0.013	1.685	0.016	5.142	0.8
2/27/2013	30		0.438	-0.017	1.685	0.016	5.152	0.8
2/28/2013	27		0.467	0.007	1.685	0.016	5.189	0.8
3/1/2013	29		1.199	0.006	1.488	0.016	5.011	0.9
3/2/2013	31		1.199	0.006	1.488	0.016	5.011	0.9
3/3/2013	31		1.199	0.006	1.488	0.016	5.011	0.9
3/4/2013	33		1.105	0.011	1.488	0.016	5.060	0.9
3/5/2013	27		1.585	0.027	1.488	0.016	5.057	1.0
3/6/2013	31		2.102	0.032	1.488	0.017	5.166	1.1
3/7/2013	34		2.680	0.057	1.488	0.017	5.131	1.2
3/8/2013	30		3.063	0.012	1.488	0.016	5.054	1.3
3/9/2013	31		3.063	0.012	1.488	0.016	5.054	1.3
3/10/2013	27		3.063	0.012	1.488	0.016	5.054	1.3
3/11/2013	19		1.629	-0.087	1.488	0.016	4.992	1.0
3/12/2013	17		1.160	-0.048	1.488	0.016	5.090	0.9
3/13/2013	25		1.516	0.010	1.488	0.017	5.229	1.0
3/14/2013	39		2.128	0.025	1.488	0.017	5.252	1.1
3/15/2013	33		2.219	0.029	1.488	0.017	5.285	1.1
3/16/2013	35		2.219	0.029	1.488	0.017	5.285	1.1
3/17/2013	39		2.219	0.029	1.488	0.017	5.285	1.1
3/18/2013	33		2.068	0.022	1.488	0.018	5.405	1.1
3/19/2013	33		2.094	0.051	1.488	0.019	5.544	1.1
3/20/2013	36		2.780	0.044	1.488	0.018	5.509	1.2
3/21/2013	33		2.590	0.031	1.488	0.018	5.497	1.2
3/22/2013	32		2.196	0.013	1.488	0.019	5.536	1.1
3/23/2013	29		2.196	0.013	1.488	0.019	5.536	1.1
3/24/2013	27		2.196	0.013	1.488	0.019	5.536	1.1
3/25/2013	26		1.740	0.027	1.488	0.019	5.536	1.0
3/26/2013	25		1.352	-0.057	1.488	0.019	5.547	1.0

REDACTED

3/27/2013	22		1.322	-0.050	1.488	0.018	5.449	1.0
3/28/2013	21		0.612	-0.156	1.488	0.018	5.444	0.9
3/29/2013	20		0.612	-0.156	1.488	0.018	5.444	0.9
3/30/2013	23		0.612	-0.156	1.488	0.018	5.444	0.9
3/31/2013	16		0.612	-0.156	1.488	0.018	5.444	0.9
4/1/2013	25		1.148	-0.037	0.652	0.018	4.665	1.1
4/2/2013	32		2.861	0.046	0.652	0.018	4.673	1.5
4/3/2013	28		2.484	0.072	0.652	0.019	4.826	1.4
4/4/2013	19		1.354	-0.001	0.652	0.018	4.669	1.1
4/5/2013	22		1.081	-0.016	0.652	0.018	4.593	1.1
4/6/2013	30		1.081	-0.016	0.652	0.018	4.593	1.1
4/7/2013	17		1.081	-0.016	0.652	0.018	4.593	1.1
4/8/2013	12		1.035	-0.149	0.652	0.018	4.569	1.1
4/9/2013	11		0.438	-0.325	0.652	0.018	4.525	1.0
4/10/2013	14		0.443	-0.288	0.652	0.017	4.465	1.0
4/11/2013	24		0.799	-0.090	0.652	0.018	4.638	1.0
4/12/2013	29		1.081	0.003	0.652	0.019	4.784	1.1
4/13/2013	19		1.081	0.003	0.652	0.019	4.784	1.1
4/14/2013	22		1.081	0.003	0.652	0.019	4.784	1.1
4/15/2013	17		0.787	-0.159	0.652	0.019	4.734	1.1
4/16/2013	7		0.842	-0.051	0.652	0.019	4.855	1.0
4/17/2013	13		0.637	-0.024	0.652	0.019	4.855	1.0
4/18/2013	8		0.620	-0.036	0.652	0.019	4.845	1.0
4/19/2013	2		0.549	-0.104	0.652	0.019	4.799	1.0
4/20/2013	20		0.549	-0.104	0.652	0.019	4.799	1.0
4/21/2013	22		0.549	-0.104	0.652	0.019	4.799	1.0
4/22/2013	23		1.022	-0.089	0.652	0.020	4.959	1.1
4/23/2013	22		0.775	-0.052	0.652	0.020	4.949	1.0
4/24/2013	3		0.805	-0.010	0.652	0.020	4.931	1.0
4/25/2013	14		0.810	0.017	0.652	0.020	4.938	1.0
4/26/2013	15		0.836	-0.018	0.652	0.019	4.833	1.0
4/27/2013	11		0.836	-0.018	0.652	0.019	4.833	1.0
4/28/2013	7		0.836	-0.018	0.652	0.019	4.833	1.0
4/29/2013	4		0.560	-0.205	0.652	0.018	4.620	1.0
4/30/2013	8		0.518	-0.083	0.652	0.019	4.860	1.0
5/1/2013	6		0.435	-0.077	0.652	0.019	4.904	1.0
5/2/2013	10		0.550	-0.056	0.652	0.020	4.919	1.0
5/3/2013	11		0.498	-0.050	0.652	0.019	4.903	1.0
5/4/2013	14		0.498	-0.050	0.652	0.019	4.903	1.0
5/5/2013	13		0.498	-0.050	0.652	0.019	4.903	1.0
5/6/2013	6		0.567	-0.225	0.652	0.017	4.398	1.0
5/7/2013	0		0.566	-0.062	0.652	0.018	4.529	1.0
5/8/2013	1		0.672	0.005	0.652	0.018	4.558	1.0
5/9/2013	5		0.773	0.047	0.652	0.018	4.586	1.0
5/10/2013	0		0.663	0.053	0.652	0.018	4.600	1.0
5/11/2013	2		0.663	0.053	0.652	0.018	4.600	1.0
5/12/2013	11		0.663	0.053	0.652	0.018	4.600	1.0
5/13/2013	16		0.510	0.022	0.652	0.018	4.602	1.0
5/14/2013	16		0.895	0.065	0.652	0.018	4.610	1.0
5/15/2013	8		0.651	0.056	0.652	0.018	4.666	1.0
5/16/2013	0		0.567	0.023	0.652	0.019	4.720	1.0
5/17/2013	8		0.561	0.011	0.652	0.018	4.675	1.0
5/18/2013	5		0.561	0.011	0.652	0.018	4.675	1.0
5/19/2013	5		0.561	0.011	0.652	0.018	4.675	1.0
5/20/2013	0		0.473	-0.068	0.652	0.018	4.488	1.0
5/21/2013	9		0.589	-0.005	0.652	0.019	4.786	1.0
5/22/2013	10		0.640	0.042	0.652	0.019	4.848	1.0
5/23/2013	0		0.611	0.027	0.652	0.019	4.867	1.0
5/24/2013	10		0.482	-0.097	0.652	0.019	4.711	1.0

REDACTED

5/25/2013	21		0.482	-0.097	0.652	0.019	4.711	1.0
5/26/2013	15		0.482	-0.097	0.652	0.019	4.711	1.0
5/27/2013	6		0.482	-0.097	0.652	0.019	4.711	1.0
5/28/2013	2		-0.094	-0.349	0.652	0.018	4.474	0.9
5/29/2013	1		0.474	-0.064	0.652	0.019	4.783	1.0
5/30/2013	0		1.145	0.089	0.652	0.019	4.908	1.1
5/31/2013	0		1.230	0.096	0.652	0.019	4.867	1.1
6/1/2013	0		1.230	0.096	0.652	0.019	4.867	1.1
6/2/2013	0		1.230	0.096	0.652	0.019	4.867	1.1
6/3/2013	0		0.835	-0.063	0.652	0.018	4.634	1.0
6/4/2013	3		0.416	-0.107	0.652	0.018	4.563	1.0
6/5/2013	0		0.327	-0.128	0.652	0.018	4.550	1.0
6/6/2013	2		0.321	-0.084	0.652	0.018	4.570	0.9
6/7/2013	11		0.038	-0.152	0.652	0.017	4.429	0.9
6/8/2013	0		0.038	-0.152	0.652	0.017	4.429	0.9
6/9/2013	0		0.038	-0.152	0.652	0.017	4.429	0.9
6/10/2013	4		0.040	-0.240	0.652	0.016	4.208	0.9
6/11/2013	6		0.498	-0.094	0.652	0.017	4.429	1.0
6/12/2013	2		0.334	-0.016	0.652	0.017	4.419	0.9
6/13/2013	7		0.331	-0.009	0.652	0.017	4.399	0.9
6/14/2013	0		0.303	-0.179	0.652	0.016	4.216	1.0
6/15/2013	0		0.303	-0.179	0.652	0.016	4.216	1.0
6/16/2013	0		0.303	-0.179	0.652	0.016	4.216	1.0
6/17/2013	0		0.263	-0.313	0.652	0.016	4.127	1.0
6/18/2013	3		0.363	-0.172	0.652	0.017	4.283	1.0
6/19/2013	0		0.328	-0.160	0.652	0.017	4.409	1.0
6/20/2013	0		0.375	-0.122	0.652	0.018	4.479	1.0
6/21/2013	0		0.316	-0.348	0.652	0.016	4.219	1.0
6/22/2013	0		0.316	-0.348	0.652	0.016	4.219	1.0
6/23/2013	0		0.316	-0.348	0.652	0.016	4.219	1.0
6/24/2013	0		0.381	-0.394	0.652	0.016	4.104	1.0
6/25/2013	0		1.074	-0.112	0.652	0.017	4.369	1.1
6/26/2013	0		0.989	-0.192	0.652	0.016	4.247	1.1
6/27/2013	2		0.487	-0.520	0.652	0.015	3.871	1.1
6/28/2013	0		0.373	-0.592	0.652	0.014	3.802	1.1
6/29/2013	0		0.373	-0.592	0.652	0.014	3.802	1.1
6/30/2013	0		0.373	-0.592	0.652	0.014	3.802	1.1
7/1/2013	0		0.489	-0.670	0.652	0.013	3.550	1.1
7/2/2013	0		0.524	-1.068	0.652	0.011	3.131	1.3
7/3/2013	0		0.513	-0.818	0.652	0.013	3.423	1.2
7/4/2013	0		0.513	-0.818	0.652	0.013	3.423	1.2
7/5/2013	0		0.692	-0.868	0.652	0.012	3.314	1.3
7/6/2013	0		0.692	-0.868	0.652	0.012	3.314	1.3
7/7/2013	0		0.692	-0.868	0.652	0.012	3.314	1.3
7/8/2013	0		1.215	-0.746	0.652	0.013	3.434	1.4
7/9/2013	0		0.858	-0.596	0.652	0.014	3.727	1.2
7/10/2013	0		0.855	-0.273	0.652	0.016	4.092	1.1
7/11/2013	0		0.631	-0.457	0.652	0.015	3.914	1.1
7/12/2013	0		0.502	-0.463	0.652	0.015	3.846	1.1
7/13/2013	0		0.502	-0.463	0.652	0.015	3.846	1.1
7/14/2013	0		0.502	-0.463	0.652	0.015	3.846	1.1
7/15/2013	0		0.540	-0.406	0.652	0.015	3.867	1.1
7/16/2013	0		2.141	-0.722	0.652	0.014	3.634	1.6
7/17/2013	0		2.560	-0.730	0.652	0.014	3.625	1.7
7/18/2013	0		1.681	-0.726	0.652	0.014	3.610	1.5
7/19/2013	0		1.331	-0.701	0.652	0.014	3.640	1.4
7/20/2013	0		1.331	-0.701	0.652	0.014	3.640	1.4
7/21/2013	0		1.331	-0.701	0.652	0.014	3.640	1.4
7/22/2013	0		0.687	-0.837	0.652	0.014	3.615	1.2

REDACTED

7/23/2013	0		0.569	-0.666	0.652	0.014	3.709	1.2
7/24/2013	0		0.653	-0.657	0.652	0.014	3.706	1.2
7/25/2013	1		0.609	-0.793	0.652	0.013	3.573	1.2
7/26/2013	0		0.617	-0.923	0.652	0.013	3.402	1.3
7/27/2013	0		0.617	-0.923	0.652	0.013	3.402	1.3
7/28/2013	0		0.617	-0.923	0.652	0.013	3.402	1.3
7/29/2013	0		0.544	-0.977	0.652	0.012	3.284	1.3
7/30/2013	0		0.578	-1.049	0.652	0.011	3.089	1.3
7/31/2013	0		0.576	-0.659	0.652	0.013	3.500	1.2
8/1/2013	0		0.545	-0.623	0.652	0.013	3.496	1.1
8/2/2013	0		0.465	-0.877	0.652	0.012	3.222	1.2
8/3/2013	0		0.465	-0.877	0.652	0.012	3.222	1.2
8/4/2013	0		0.465	-0.877	0.652	0.012	3.222	1.2
8/5/2013	0		0.465	-1.355	0.652	0.009	2.691	1.4
8/6/2013	0		0.400	-1.100	0.652	0.010	2.892	1.3
8/7/2013	0		0.460	-1.723	0.652	0.008	2.316	1.7
8/8/2013	0		0.375	-1.647	0.652	0.008	2.338	1.6
8/9/2013	0		0.562	-2.084	0.652	0.005	1.851	2.1
8/10/2013	0		0.562	-2.084	0.652	0.005	1.851	2.1
8/11/2013	0		0.562	-2.084	0.652	0.005	1.851	2.1
8/12/2013	0		0.475	-1.580	0.652	0.008	2.395	1.6
8/13/2013	0		0.598	-0.816	0.652	0.012	3.214	1.2
8/14/2013	0		0.509	-0.681	0.652	0.012	3.329	1.2
8/15/2013	0		0.490	-0.553	0.652	0.013	3.472	1.1
8/16/2013	0		0.433	-0.665	0.652	0.012	3.328	1.1
8/17/2013	0		0.433	-0.665	0.652	0.012	3.328	1.1
8/18/2013	0		0.433	-0.665	0.652	0.012	3.328	1.1
8/19/2013	0		0.470	-0.696	0.652	0.012	3.314	1.2
8/20/2013	0		0.360	-0.699	0.652	0.013	3.421	1.1
8/21/2013	0		0.766	-0.535	0.652	0.014	3.624	1.2
8/22/2013	0		0.625	-0.466	0.652	0.014	3.708	1.1
8/23/2013	0		0.510	-0.723	0.652	0.013	3.462	1.2
8/24/2013	0		0.510	-0.723	0.652	0.013	3.462	1.2
8/25/2013	0		0.510	-0.723	0.652	0.013	3.462	1.2
8/26/2013	0		0.447	-1.542	0.652	0.009	2.622	1.5
8/27/2013	0		0.567	-1.533	0.652	0.009	2.711	1.5
8/28/2013	0		0.605	-0.888	0.652	0.012	3.271	1.3
8/29/2013	2		0.559	-1.003	0.652	0.012	3.222	1.3
8/30/2013	0		0.651	-0.989	0.652	0.012	3.264	1.3
8/31/2013	0		0.651	-0.989	0.652	0.012	3.264	1.3
9/1/2013	0		0.651	-0.989	0.652	0.012	3.264	1.3
9/2/2013	0		0.651	-0.989	0.652	0.012	3.264	1.3
9/3/2013	0		0.610	-2.140	0.652	0.007	2.108	2.0
9/4/2013	0		0.578	-1.967	0.652	0.008	2.336	1.8
9/5/2013	6		0.542	-1.802	0.652	0.009	2.537	1.7
9/6/2013	6		0.461	-1.817	0.652	0.009	2.540	1.6
9/7/2013	0		0.461	-1.817	0.652	0.009	2.540	1.6
9/8/2013	8		0.461	-1.817	0.652	0.009	2.540	1.6
9/9/2013	3		0.356	-1.935	0.652	0.007	2.269	1.7
9/10/2013	0		0.464	-1.554	0.652	0.009	2.723	1.5
9/11/2013	0		0.850	-1.754	0.652	0.009	2.556	1.8
9/12/2013	0		0.659	-1.888	0.652	0.008	2.375	1.8
9/13/2013	2		0.456	-1.960	0.652	0.007	2.273	1.8
9/14/2013	8		0.456	-1.960	0.652	0.007	2.273	1.8
9/15/2013	3		0.456	-1.960	0.652	0.007	2.273	1.8
9/16/2013	12		0.516	-2.493	0.652	0.005	1.768	2.3
9/17/2013	12		0.414	-2.493	0.652	0.005	1.800	2.2
9/18/2013	5		0.330	-2.520	0.652	0.006	1.908	2.1
9/19/2013	1		0.352	-1.968	0.652	0.008	2.410	1.7

REDACTED

9/20/2013	1		0.369	-1.867	0.652	0.009	2.518	1.6
9/21/2013	0		0.369	-1.867	0.652	0.009	2.518	1.6
9/22/2013	7		0.369	-1.867	0.652	0.009	2.518	1.6
9/23/2013	13		0.290	-1.840	0.652	0.008	2.498	1.6
9/24/2013	10		0.331	-1.335	0.652	0.011	2.986	1.3
9/25/2013	6		0.325	-1.318	0.652	0.010	2.929	1.3
9/26/2013	4		0.322	-0.371	0.652	0.014	3.817	1.0
9/27/2013	7		0.189	-0.332	0.652	0.015	3.820	1.0
9/28/2013	7		0.189	-0.332	0.652	0.015	3.820	1.0
9/29/2013	11		0.189	-0.332	0.652	0.015	3.820	1.0
9/30/2013	7		0.133	-0.616	0.652	0.013	3.556	1.0
10/1/2013	1		0.220	-0.764	0.652	0.012	3.380	1.1
10/2/2013	0		0.540	-0.668	0.652	0.013	3.559	1.2
10/3/2013	1		0.421	-0.843	0.652	0.013	3.451	1.2
10/4/2013	5		0.249	-0.981	0.652	0.012	3.264	1.2
10/5/2013	5		0.249	-0.981	0.652	0.012	3.264	1.2
10/6/2013	11		0.249	-0.981	0.652	0.012	3.264	1.2
10/7/2013	2		0.115	-2.048	0.652	0.007	2.179	1.7
10/8/2013	14		0.213	-1.390	0.652	0.010	2.889	1.3
10/9/2013	15		0.271	-1.559	0.652	0.010	2.822	1.4
10/10/2013	12		0.259	-1.670	0.652	0.009	2.692	1.5
10/11/2013	6		0.239	-1.643	0.652	0.010	2.759	1.4
10/12/2013	14		0.239	-1.643	0.652	0.010	2.759	1.4
10/13/2013	17		0.239	-1.643	0.652	0.010	2.759	1.4
10/14/2013	7		0.166	-1.982	0.652	0.008	2.402	1.6
10/15/2013	8		0.111	-1.819	0.652	0.009	2.661	1.5
10/16/2013	11		0.140	-2.109	0.652	0.008	2.381	1.7
10/17/2013	2		0.136	-2.160	0.652	0.008	2.344	1.7
10/18/2013	11		0.191	-2.065	0.652	0.008	2.344	1.7
10/19/2013	8		0.191	-2.065	0.652	0.008	2.344	1.7
10/20/2013	16		0.191	-2.065	0.652	0.008	2.344	1.7
10/21/2013	10		0.180	-2.070	0.652	0.008	2.309	1.7
10/22/2013	15		0.282	-1.769	0.652	0.009	2.660	1.5
10/23/2013	18		0.369	-1.179	0.652	0.012	3.185	1.3
10/24/2013	21		0.683	-0.742	0.652	0.013	3.583	1.2
10/25/2013	26		0.535	-0.289	0.652	0.015	4.023	1.0
10/26/2013	16		0.535	-0.289	0.652	0.015	4.023	1.0
10/27/2013	22		0.535	-0.289	0.652	0.015	4.023	1.0
10/28/2013	24		0.424	-0.566	0.652	0.014	3.786	1.1
10/29/2013	28		0.539	-0.420	0.652	0.015	3.854	1.1
10/30/2013	27		0.491	-1.226	0.652	0.011	3.002	1.4
10/31/2013	9		0.346	-0.854	0.652	0.012	3.364	1.2
11/1/2013	8		0.182	-0.882	0.993	0.012	3.691	1.0
11/2/2013	12		0.182	-0.882	0.993	0.012	3.691	1.0
11/3/2013	30		0.182	-0.882	0.993	0.012	3.691	1.0
11/4/2013	32		0.277	-0.532	0.993	0.013	3.927	0.9
11/5/2013	23		0.454	-0.376	0.993	0.014	4.009	1.0
11/6/2013	9		0.281	-0.578	0.993	0.013	3.797	1.0
11/7/2013	20		0.246	-0.555	0.993	0.013	3.915	0.9
11/8/2013	27		0.265	-0.486	0.993	0.014	4.106	0.9
11/9/2013	25		0.265	-0.486	0.993	0.014	4.106	0.9
11/10/2013	21		0.265	-0.486	0.993	0.014	4.106	0.9
11/11/2013	21		0.256	-0.486	0.993	0.014	4.065	0.9
11/12/2013	36		0.815	-0.404	0.993	0.015	4.228	1.1
11/13/2013	33		1.028	-0.484	0.993	0.015	4.218	1.1
11/14/2013	28		0.482	-0.561	0.993	0.014	4.132	1.0
11/15/2013	23		0.271	-0.786	0.993	0.013	3.742	1.0
11/16/2013	24		0.271	-0.786	0.993	0.013	3.742	1.0
11/17/2013	17		0.271	-0.786	0.993	0.013	3.742	1.0

REDACTED

11/18/2013	15	0.171	-1.089	0.993	0.011	3.474	1.1
11/19/2013	31	0.441	-0.876	0.993	0.013	3.839	1.1
11/20/2013	35	0.563	-0.457	0.993	0.015	4.181	1.0
11/21/2013	25	0.506	-0.398	0.993	0.015	4.235	1.0
11/22/2013	24	0.441	-0.508	0.993	0.015	4.179	1.0
11/23/2013	35	0.441	-0.508	0.993	0.015	4.179	1.0
11/24/2013	44	0.441	-0.508	0.993	0.015	4.179	1.0
11/25/2013	35	2.925	-0.573	0.993	0.015	4.209	1.6
11/26/2013	26	0.416	-0.615	0.993	0.015	4.245	1.0
11/27/2013	24	0.898	-0.647	0.993	0.015	4.232	1.1
11/28/2013	40	0.898	-0.647	0.993	0.015	4.232	1.1
11/29/2013	44	0.898	-0.647	0.993	0.015	4.232	1.1
11/30/2013	36	0.898	-0.647	0.993	0.015	4.232	1.1
12/1/2013	30	0.898	-0.647	1.683	0.015	4.922	1.0
12/2/2013	28	0.760	-0.977	1.683	0.013	4.560	1.0
12/3/2013	28	0.957	-0.866	1.683	0.014	4.684	1.0
12/4/2013	31	0.519	-0.590	1.683	0.015	4.949	0.9
12/5/2013	27	0.366	-0.690	1.683	0.015	4.901	0.9
12/6/2013	27	0.572	-0.783	1.683	0.015	4.883	0.9
12/7/2013	37	0.572	-0.783	1.683	0.015	4.883	0.9
12/8/2013	38	0.572	-0.783	1.683	0.015	4.883	0.9
12/9/2013	33	1.000	-0.776	1.683	0.015	5.068	1.0
12/10/2013	40	3.258	-1.097	1.683	0.014	4.843	1.5
12/11/2013	42	16.484	-0.825	1.683	0.016	5.200	4.0
12/12/2013	48	12.346	-1.059	1.683	0.015	4.875	3.4
12/13/2013	51	11.542	-0.890	1.683	0.016	5.211	3.1
12/14/2013	50	11.542	-0.890	1.683	0.016	5.211	3.1
12/15/2013	41	11.542	-0.890	1.683	0.016	5.211	3.1
12/16/2013	51	12.521	-1.020	1.683	0.016	5.122	3.3
12/17/2013	49	10.552	-0.807	1.683	0.016	5.098	2.9
12/18/2013	37	3.161	-0.811	1.683	0.016	5.088	1.4
12/19/2013	32	1.300	-0.711	1.683	0.016	5.239	1.1
12/20/2013	27	0.708	-0.769	1.683	0.016	5.177	1.0
12/21/2013	22	0.708	-0.769	1.683	0.016	5.177	1.0
12/22/2013	33	0.708	-0.769	1.683	0.016	5.177	1.0
12/23/2013	31	0.430	-1.875	1.683	0.011	4.171	1.1
12/24/2013	42	1.426	-1.317	1.683	0.015	4.905	1.2
12/25/2013	46	1.426	-1.317	1.683	0.015	4.905	1.2
12/26/2013	46	0.917	-1.393	1.683	0.014	4.782	1.1
12/27/2013	37	0.809	-0.815	1.683	0.016	5.286	1.0
12/28/2013	31	0.809	-0.815	1.683	0.016	5.286	1.0
12/29/2013	30	0.809	-0.815	1.683	0.016	5.286	1.0
12/30/2013	45	1.354	-1.253	1.683	0.014	4.789	1.2
12/31/2013	46	7.592	-0.856	1.683	0.016	5.256	2.3
1/1/2014	47	7.592	-0.856	2.016	0.016	5.588	2.1
1/2/2014	61	12.648	-2.657	2.016	0.008	3.674	4.6
1/3/2014	64	31.271	-1.722	2.016	0.012	4.627	7.7
1/4/2014	49	31.271	-1.722	2.016	0.012	4.627	7.7
1/5/2014	32	31.271	-1.722	2.016	0.012	4.627	7.7
1/6/2014	35	7.672	-2.181	2.016	0.010	4.236	2.8
1/7/2014	57	34.272	-0.316	2.016	0.019	6.218	6.2
1/8/2014	48	18.917	-0.209	2.016	0.020	6.410	3.7
1/9/2014	48	4.774	-0.671	2.016	0.017	5.721	1.6
1/10/2014	35	1.199	-0.573	2.016	0.016	5.610	1.0
1/11/2014	20	1.199	-0.573	2.016	0.016	5.610	1.0
1/12/2014	28	1.199	-0.573	2.016	0.016	5.610	1.0
1/13/2014	20	0.702	-1.101	2.016	0.013	4.876	1.0
1/14/2014	26	0.924	-0.455	2.016	0.017	5.772	0.9
1/15/2014	30	0.789	-0.842	2.016	0.016	5.551	0.9

REDACTED

1/16/2014	30		0.905	-0.717	2.016	0.017	5.769	0.9
1/17/2014	31		1.104	-0.732	2.016	0.018	5.847	1.0
1/18/2014	34		1.104	-0.732	2.016	0.018	5.847	1.0
1/19/2014	35		1.104	-0.732	2.016	0.018	5.847	1.0
1/20/2014	43		1.104	-0.732	2.016	0.018	5.847	1.0
1/21/2014	56		15.110	-0.260	2.016	0.019	6.165	3.2
1/22/2014	57		35.590	0.925	2.016	0.025	7.574	5.3
1/23/2014	54		65.681	1.578	2.016	0.030	8.546	8.3
1/24/2014	51		27.624	-0.031	2.016	0.026	7.648	4.3
1/25/2014	41		27.624	-0.031	2.016	0.026	7.648	4.3
1/26/2014	46		27.624	-0.031	2.016	0.026	7.648	4.3
1/27/2014	44		40.835	1.335	2.016	0.030	8.546	5.4
1/28/2014	50		71.973	1.691	2.016	0.034	9.400	8.3
1/29/2014	48		18.451	1.249	2.016	0.030	8.546	2.8
1/30/2014	42		6.744	0.524	2.016	0.026	7.792	1.5
1/31/2014	33		2.675	-0.594	2.016	0.022	6.715	1.2
2/1/2014	29		2.675	-0.594	1.685	0.022	6.385	1.2
2/2/2014	28		2.675	-0.594	1.685	0.022	6.385	1.2
2/3/2014	41		4.710	-2.772	1.685	0.010	3.963	2.5
2/4/2014	35		4.032	-1.889	1.685	0.014	4.850	1.9
2/5/2014	44		7.975	-2.644	1.685	0.014	4.830	2.8
2/6/2014	51		13.885	-4.876	1.685	0.015	4.939	4.5
2/7/2014	44		9.412	-3.978	1.685	0.013	4.620	3.5
2/8/2014	41		9.412	-3.978	1.685	0.013	4.620	3.5
2/9/2014	41		9.412	-3.978	1.685	0.013	4.620	3.5
2/10/2014	53		14.830	-3.812	1.685	0.010	3.803	5.5
2/11/2014	52		17.103	-5.347	1.685	0.013	4.498	5.6
2/12/2014	46		14.646	-4.462	1.685	0.015	4.992	4.5
2/13/2014	35		8.670	-3.270	1.685	0.012	4.382	3.3
2/14/2014	38		7.914	-2.487	1.685	0.013	4.547	2.9
2/15/2014	38		7.914	-2.487	1.685	0.013	4.547	2.9
2/16/2014	44		7.914	-2.487	1.685	0.013	4.547	2.9
2/17/2014	50		11.458	-2.710	1.685	0.013	4.530	3.8
2/18/2014	45		11.458	-2.710	1.685	0.013	4.530	3.8
2/19/2014	33		8.200	-1.759	1.685	0.019	5.745	2.4
2/20/2014	27		8.913	-1.613	1.685	0.020	6.092	2.4
2/21/2014	31		8.835	-0.573	1.685	0.025	7.094	2.1
2/22/2014	27		8.835	-0.573	1.685	0.025	7.094	2.1
2/23/2014	27		8.835	-0.573	1.685	0.025	7.094	2.1
2/24/2014	41		13.012	0.262	1.685	0.030	8.215	2.3
2/25/2014	46		17.975	1.175	1.685	0.033	8.968	2.7
2/26/2014	49		18.213	-1.500	1.685	0.017	5.408	4.3
2/27/2014	49		22.867	-1.037	1.685	0.017	5.473	5.1
2/28/2014	52		20.886	-0.174	1.685	0.020	6.145	4.1
3/1/2014	35		20.886	-0.174	1.488	0.020	5.948	4.3
3/2/2014	40		20.886	-0.174	1.488	0.020	5.948	4.3
3/3/2014	52		28.446	-1.471	1.488	0.015	4.836	6.9
3/4/2014	42		31.819	0.158	1.488	0.033	8.771	4.4
3/5/2014	50		16.545	0.017	1.488	0.037	9.525	2.6
3/6/2014	48		10.743	-1.618	1.488	0.022	6.349	2.7
3/7/2014	37		6.615	-1.572	1.488	0.015	4.816	2.4
3/8/2014	29		6.615	-1.572	1.488	0.015	4.816	2.4
3/9/2014	34		6.615	-1.572	1.488	0.015	4.816	2.4
3/10/2014	29		11.143	-2.053	1.488	0.013	4.222	3.8
3/11/2014	23		2.079	-1.004	1.488	0.017	5.172	1.3
3/12/2014	34		3.516	0.017	1.488	0.022	6.197	1.3
3/13/2014	49		11.505	0.239	1.488	0.023	6.471	2.5
3/14/2014	30		1.340	-0.774	1.488	0.017	5.140	1.1
3/15/2014	26		1.340	-0.774	1.488	0.017	5.140	1.1

REDACTED

3/16/2014	44		1.340	-0.774	1.488	0.017	5.140	1.1
3/17/2014	44		5.597	-0.532	1.488	0.018	5.377	1.9
3/18/2014	37		1.726	-0.534	1.488	0.019	5.546	1.1
3/19/2014	29		1.708	-1.621	1.488	0.013	4.302	1.4
3/20/2014	26		1.176	-1.601	1.488	0.013	4.328	1.3
3/21/2014	31		1.060	-1.931	1.488	0.011	3.958	1.4
3/22/2014	26		1.060	-1.931	1.488	0.011	3.958	1.4
3/23/2014	40		1.060	-1.931	1.488	0.011	3.958	1.4
3/24/2014	42		2.423	-1.559	1.488	0.013	4.268	1.6
3/25/2014	34		3.231	-1.195	1.488	0.015	4.724	1.6
3/26/2014	39		4.963	0.421	1.488	0.023	6.460	1.5
3/27/2014	28		2.210	0.107	1.488	0.021	6.059	1.1
3/28/2014	19		0.736	-0.657	1.488	0.017	5.242	1.0
3/29/2014	24		0.736	-0.657	1.488	0.017	5.242	1.0
3/30/2014	29		0.736	-0.657	1.488	0.017	5.242	1.0
3/31/2014	28		0.604	-1.801	1.488	0.012	4.195	1.2
4/1/2014	22		1.395	-1.480	0.652	0.014	3.666	1.6
4/2/2014	24		0.830	-0.703	0.652	0.017	4.353	1.2
4/3/2014	23		0.745	-0.480	0.652	0.018	4.575	1.1
4/4/2014	25		0.732	-0.612	0.652	0.018	4.570	1.1
4/5/2014	24		0.732	-0.612	0.652	0.018	4.570	1.1
4/6/2014	21		0.732	-0.612	0.652	0.018	4.570	1.1
4/7/2014	15		0.509	-0.611	0.652	0.018	4.550	1.1
4/8/2014	16		0.272	-0.466	0.652	0.019	4.783	1.0
4/9/2014	24		0.677	-0.483	0.652	0.019	4.761	1.1
4/10/2014	10		0.335	-0.512	0.652	0.019	4.824	1.0
4/11/2014	10		0.185	-0.759	0.652	0.018	4.475	1.1
4/12/2014	9		0.185	-0.759	0.652	0.018	4.475	1.1
4/13/2014	19		0.185	-0.759	0.652	0.018	4.475	1.1
4/14/2014	0		-0.074	-1.578	0.652	0.014	3.762	1.2
4/15/2014	18		0.544	-0.648	0.652	0.018	4.665	1.1
4/16/2014	31		0.732	-0.442	0.652	0.020	4.921	1.1
4/17/2014	30		0.536	-0.490	0.652	0.019	4.821	1.1
4/18/2014	25		0.117	-1.537	0.652	0.014	3.716	1.3
4/19/2014	19		0.117	-1.537	0.652	0.014	3.716	1.3
4/20/2014	19		0.117	-1.537	0.652	0.014	3.716	1.3
4/21/2014	5		0.117	-1.537	0.652	0.014	3.716	1.3
4/22/2014	3		0.179	-0.762	0.652	0.018	4.670	1.1
4/23/2014	18		0.132	-0.766	0.652	0.018	4.660	1.0
4/24/2014	16		0.137	-0.733	0.652	0.019	4.751	1.0
4/25/2014	11		0.023	-0.977	0.652	0.018	4.520	1.1
4/26/2014	23		0.023	-0.977	0.652	0.018	4.520	1.1
4/27/2014	19		0.023	-0.977	0.652	0.018	4.520	1.1
4/28/2014	16		0.141	-1.116	0.652	0.017	4.268	1.1
4/29/2014	23		0.285	-0.481	0.652	0.020	4.972	1.0
4/30/2014	22		0.221	-0.686	0.652	0.019	4.821	1.0
5/1/2014	10		0.096	-0.726	0.652	0.019	4.739	1.0
5/2/2014	9		-0.042	-0.802	0.652	0.018	4.660	1.0
5/3/2014	7		-0.042	-0.802	0.652	0.018	4.660	1.0
5/4/2014	12		-0.042	-0.802	0.652	0.018	4.660	1.0
5/5/2014	12		-0.015	-1.088	0.652	0.017	4.306	1.1
5/6/2014	11		0.141	-1.029	0.652	0.017	4.369	1.1
5/7/2014	9		0.068	-1.482	0.652	0.015	3.984	1.2
5/8/2014	5		0.017	-1.505	0.652	0.015	3.985	1.2
5/9/2014	14		-0.192	-2.098	0.652	0.012	3.333	1.4
5/10/2014	0		-0.192	-2.098	0.652	0.012	3.333	1.4
5/11/2014	0		-0.192	-2.098	0.652	0.012	3.333	1.4
5/12/2014	0		-0.187	-2.618	0.652	0.009	2.630	1.7
5/13/2014	15		0.249	-2.212	0.652	0.011	2.965	1.6

REDACTED

5/14/2014	4		0.131	-2.331	0.652	0.010	2.800	1.6
5/15/2014	0		0.209	-2.310	0.652	0.010	2.781	1.7
5/16/2014	0		0.142	-2.351	0.652	0.010	2.730	1.7
5/17/2014	4		0.142	-2.351	0.652	0.010	2.730	1.7
5/18/2014	5		0.142	-2.351	0.652	0.010	2.730	1.7
5/19/2014	7		-0.079	-2.498	0.652	0.009	2.634	1.7
5/20/2014	2		-0.221	-2.422	0.652	0.010	2.776	1.6
5/21/2014	3		-0.238	-2.348	0.652	0.010	2.843	1.5
5/22/2014	9		-0.173	-2.342	0.652	0.010	2.893	1.5
5/23/2014	13		-0.229	-2.182	0.652	0.011	3.010	1.4
5/24/2014	8		-0.229	-2.182	0.652	0.011	3.010	1.4
5/25/2014	2		-0.229	-2.182	0.652	0.011	3.010	1.4
5/26/2014	0		-0.229	-2.182	0.652	0.011	3.010	1.4
5/27/2014	14		-0.535	-2.320	0.652	0.010	2.743	1.4
5/28/2014	19		0.132	-2.196	0.652	0.010	2.893	1.6
5/29/2014	8		0.061	-2.251	0.652	0.011	2.970	1.6
5/30/2014	5		-0.356	-2.336	0.652	0.011	2.953	1.4
5/31/2014	7		-0.356	-2.336	0.652	0.011	2.953	1.4
6/1/2014	0		-0.356	-2.336	0.652	0.011	2.953	1.4
6/2/2014	0		-0.048	-2.378	0.652	0.010	2.772	1.6
6/3/2014	0		0.431	-2.289	0.652	0.010	2.908	1.7
6/4/2014	6		0.380	-2.317	0.652	0.011	2.965	1.7
6/5/2014	5		0.370	-2.370	0.652	0.010	2.872	1.7
6/6/2014	5		0.303	-2.243	0.652	0.011	3.077	1.6
6/7/2014	0		0.303	-2.243	0.652	0.011	3.077	1.6
6/8/2014	0		0.303	-2.243	0.652	0.011	3.077	1.6
6/9/2014	0		-0.158	-2.138	0.652	0.012	3.183	1.4
6/10/2014	0		-0.023	-1.898	0.652	0.013	3.440	1.4
6/11/2014	2		0.082	-1.928	0.652	0.012	3.354	1.4
6/12/2014	2		0.178	-1.897	0.652	0.012	3.279	1.4
6/13/2014	6		0.113	-1.865	0.652	0.012	3.306	1.4
6/14/2014	0		0.113	-1.865	0.652	0.012	3.306	1.4
6/15/2014	0		0.113	-1.865	0.652	0.012	3.306	1.4
6/16/2014	0		0.054	-2.648	0.652	0.009	2.709	1.8
6/17/2014	0		0.481	-2.711	0.652	0.009	2.664	2.0
6/18/2014	0		0.819	-2.540	0.652	0.010	2.802	2.0
6/19/2014	0		0.557	-2.559	0.652	0.010	2.828	1.9
6/20/2014	2		0.329	-2.388	0.652	0.010	2.942	1.7
6/21/2014	2		0.329	-2.388	0.652	0.010	2.942	1.7
6/22/2014	0		0.329	-2.388	0.652	0.010	2.942	1.7
6/23/2014	0		-0.283	-2.361	0.652	0.010	2.834	1.5
6/24/2014	0		0.260	-2.167	0.652	0.011	2.983	1.6
6/25/2014	0		0.309	-1.365	0.652	0.014	3.803	1.3
6/26/2014	0		0.211	-1.095	0.652	0.016	4.157	1.2
6/27/2014	0		0.093	-1.496	0.652	0.014	3.737	1.2
6/28/2014	0		0.093	-1.496	0.652	0.014	3.737	1.2
6/29/2014	0		0.093	-1.496	0.652	0.014	3.737	1.2
6/30/2014	0		-0.239	-1.939	0.652	0.011	3.113	1.3
7/1/2014	0		0.358	-1.257	0.652	0.015	3.836	1.2
7/2/2014	0		0.184	-1.266	0.652	0.015	3.867	1.2
7/3/2014	0		0.067	-1.526	0.652	0.013	3.565	1.3
7/4/2014	0		0.067	-1.526	0.652	0.013	3.565	1.3
7/5/2014	0		0.067	-1.526	0.652	0.013	3.565	1.3
7/6/2014	0		0.067	-1.526	0.652	0.013	3.565	1.3
7/7/2014	0		-0.210	-2.226	0.652	0.010	2.741	1.5
7/8/2014	0		0.079	-1.293	0.652	0.014	3.657	1.2
7/9/2014	0		0.139	-1.352	0.652	0.013	3.493	1.2
7/10/2014	0		-0.016	-2.084	0.652	0.010	2.743	1.5
7/11/2014	0		-0.112	-1.821	0.652	0.011	2.994	1.3

REDACTED

7/12/2014	0		-0.112	-1.821	0.652	0.011	2.994	1.3
7/13/2014	0		-0.112	-1.821	0.652	0.011	2.994	1.3
7/14/2014	0		-0.137	-2.145	0.652	0.009	2.643	1.5
7/15/2014	0		0.175	-1.129	0.652	0.014	3.662	1.2
7/16/2014	0		0.099	-1.393	0.652	0.013	3.405	1.2
7/17/2014	0		-0.057	-1.632	0.652	0.012	3.188	1.3
7/18/2014	0		-0.043	-1.846	0.652	0.010	2.859	1.4
7/19/2014	0		-0.043	-1.846	0.652	0.010	2.859	1.4
7/20/2014	0		-0.043	-1.846	0.652	0.010	2.859	1.4
7/21/2014	0		-0.730	-2.049	0.652	0.009	2.692	1.2
7/22/2014	0		0.033	-1.469	0.652	0.011	3.061	1.3
7/23/2014	0		0.337	-1.453	0.652	0.011	3.023	1.4
7/24/2014	0		0.254	-1.477	0.652	0.011	3.012	1.4
7/25/2014	0		0.024	-1.562	0.652	0.010	2.926	1.3
7/26/2014	0		0.024	-1.562	0.652	0.010	2.926	1.3
7/27/2014	0		0.024	-1.562	0.652	0.010	2.926	1.3
7/28/2014	0		-0.088	-1.643	0.652	0.010	2.877	1.3
7/29/2014	0		0.006	-1.589	0.652	0.010	2.917	1.3
7/30/2014	0		0.010	-1.547	0.652	0.010	2.900	1.3
7/31/2014	0		-0.106	-2.261	0.652	0.007	2.174	1.7
8/1/2014	0		-0.213	-2.437	0.652	0.006	2.034	1.8
8/2/2014	0		-0.213	-2.437	0.652	0.006	2.034	1.8
8/3/2014	0		-0.213	-2.437	0.652	0.006	2.034	1.8
8/4/2014	0		-0.520	-2.189	0.652	0.007	2.240	1.5
8/5/2014	0		-0.021	-1.845	0.652	0.009	2.687	1.4
8/6/2014	0		0.017	-1.819	0.652	0.010	2.765	1.4
8/7/2014	0		-0.166	-1.780	0.652	0.010	2.798	1.3
8/8/2014	0		-0.291	-1.708	0.652	0.011	2.945	1.3
8/9/2014	0		-0.291	-1.708	0.652	0.011	2.945	1.3
8/10/2014	0		-0.291	-1.708	0.652	0.011	2.945	1.3
8/11/2014	0		-0.360	-1.864	0.652	0.010	2.737	1.3
8/12/2014	0		-0.151	-2.198	0.652	0.008	2.463	1.6
8/13/2014	1		-0.141	-1.842	0.652	0.010	2.760	1.4
8/14/2014	0		-0.135	-1.835	0.652	0.009	2.721	1.4
8/15/2014	1		-0.104	-1.961	0.652	0.009	2.554	1.5
8/16/2014	0		-0.104	-1.961	0.652	0.009	2.554	1.5
8/17/2014	0		-0.104	-1.961	0.652	0.009	2.554	1.5
8/18/2014	1		-1.158	-2.019	0.652	0.008	2.439	1.1
8/19/2014	0		-0.595	-2.063	0.652	0.008	2.372	1.3
8/20/2014	0		-0.427	-1.851	0.652	0.009	2.647	1.3
8/21/2014	3		-0.231	-1.768	0.652	0.010	2.775	1.3
8/22/2014	0		-0.062	-1.854	0.652	0.009	2.689	1.4
8/23/2014	0		-0.062	-1.854	0.652	0.009	2.689	1.4
8/24/2014	0		-0.062	-1.854	0.652	0.009	2.689	1.4
8/25/2014	0		0.065	-2.012	0.652	0.009	2.543	1.6
8/26/2014	0		0.090	-1.697	0.652	0.010	2.905	1.4
8/27/2014	0		0.173	-1.679	0.652	0.011	2.973	1.4
8/28/2014	0		-0.152	-1.775	0.652	0.010	2.909	1.3
8/29/2014	1		-0.307	-2.084	0.652	0.009	2.634	1.4
8/30/2014	0		-0.307	-2.084	0.652	0.009	2.634	1.4
8/31/2014	0		-0.307	-2.084	0.652	0.009	2.634	1.4
9/1/2014	0		-0.307	-2.084	0.652	0.009	2.634	1.4
9/2/2014	0		0.057	-2.036	0.652	0.009	2.668	1.5
9/3/2014	0		0.242	-1.655	0.652	0.011	3.016	1.4
9/4/2014	0		0.178	-1.443	0.652	0.011	3.158	1.3
9/5/2014	0		0.201	-1.654	0.652	0.010	2.917	1.4
9/6/2014	0		0.201	-1.654	0.652	0.010	2.917	1.4
9/7/2014	0		0.201	-1.654	0.652	0.010	2.917	1.4
9/8/2014	3		-0.161	-1.869	0.652	0.009	2.653	1.4

REDACTED

9/9/2014	3		-0.074	-1.717	0.652	0.010	2.809	1.3
9/10/2014	1		-0.102	-1.300	0.652	0.012	3.296	1.2
9/11/2014	0		-0.194	-1.277	0.652	0.012	3.371	1.1
9/12/2014	7		-0.298	-1.552	0.652	0.011	3.049	1.2
9/13/2014	9		-0.298	-1.552	0.652	0.011	3.049	1.2
9/14/2014	12		-0.298	-1.552	0.652	0.011	3.049	1.2
9/15/2014	8		-1.073	-1.829	0.652	0.009	2.655	1.0
9/16/2014	10		-0.720	-1.599	0.652	0.011	2.983	1.1
9/17/2014	8		-1.042	-1.428	0.652	0.011	3.089	0.9
9/18/2014	9		-0.954	-1.620	0.652	0.011	3.017	1.0
9/19/2014	17		-0.891	-1.861	0.652	0.010	2.792	1.1
9/20/2014	2		-0.891	-1.861	0.652	0.010	2.792	1.1
9/21/2014	0		-0.891	-1.861	0.652	0.010	2.792	1.1
9/22/2014	8		-0.875	-2.180	0.652	0.008	2.355	1.3
9/23/2014	7		-0.129	-1.808	0.652	0.010	2.732	1.4
9/24/2014	9		0.202	-1.998	0.652	0.009	2.558	1.6
9/25/2014	9		-0.019	-1.987	0.652	0.009	2.512	1.5
9/26/2014	0		-0.191	-2.086	0.652	0.008	2.465	1.5
9/27/2014	0		-0.191	-2.086	0.652	0.008	2.465	1.5
9/28/2014	0		-0.191	-2.086	0.652	0.008	2.465	1.5
9/29/2014	4		-0.675	-2.312	0.652	0.007	2.268	1.4
9/30/2014	7		-0.021	-2.145	0.652	0.009	2.536	1.6
10/1/2014	8		-0.178	-2.207	0.652	0.009	2.595	1.5
10/2/2014	12		-0.299	-2.156	0.652	0.009	2.645	1.5
10/3/2014	8		-1.095	-2.156	0.652	0.008	2.499	1.2
10/4/2014	7		-1.095	-2.156	0.652	0.008	2.499	1.2
10/5/2014	16		-1.095	-2.156	0.652	0.008	2.499	1.2
10/6/2014	7		-1.728	-2.395	0.652	0.007	2.202	1.0
10/7/2014	0		-0.338	-2.140	0.652	0.008	2.408	1.5
10/8/2014	6		0.021	-2.111	0.652	0.008	2.428	1.6
10/9/2014	13		-0.339	-2.125	0.652	0.008	2.419	1.5
10/10/2014	15		-0.770	-2.063	0.652	0.008	2.467	1.3
10/11/2014	19		-0.770	-2.063	0.652	0.008	2.467	1.3
10/12/2014	18		-0.770	-2.063	0.652	0.008	2.467	1.3
10/13/2014	6		-1.342	-2.403	0.652	0.007	2.111	1.2
10/14/2014	0		0.078	-1.948	0.652	0.009	2.585	1.5
10/15/2014	0		0.125	-1.896	0.652	0.009	2.677	1.5
10/16/2014	0		0.208	-1.824	0.652	0.009	2.650	1.5
10/17/2014	2		0.162	-1.799	0.652	0.009	2.660	1.5
10/18/2014	7		0.162	-1.799	0.652	0.009	2.660	1.5
10/19/2014	22		0.162	-1.799	0.652	0.009	2.660	1.5
10/20/2014	14		0.185	-1.944	0.652	0.008	2.441	1.6
10/21/2014	12		0.106	-1.653	0.652	0.009	2.702	1.4
10/22/2014	16		0.083	-1.452	0.652	0.010	2.827	1.3
10/23/2014	14		-0.236	-1.207	0.652	0.011	3.146	1.1
10/24/2014	16		-0.801	-1.753	0.652	0.009	2.508	1.1
10/25/2014	9		-0.801	-1.753	0.652	0.009	2.508	1.1
10/26/2014	16		-0.801	-1.753	0.652	0.009	2.508	1.1
10/27/2014	17		-1.154	-1.686	0.652	0.008	2.501	0.9
10/28/2014	11		0.095	-1.561	0.652	0.009	2.655	1.4
10/29/2014	15		-0.026	-1.515	0.652	0.009	2.672	1.3
10/30/2014	17		0.399	-1.188	0.652	0.011	3.076	1.3
10/31/2014	21		0.277	-1.294	0.652	0.011	3.124	1.3
11/1/2014	25		0.277	-1.294	0.993	0.011	3.465	1.2
11/2/2014	26		0.277	-1.294	0.993	0.011	3.465	1.2
11/3/2014	24		0.187	-1.422	0.993	0.011	3.405	1.2
11/4/2014	14		0.139	-1.508	0.993	0.010	3.239	1.2
11/5/2014	16		0.083	-1.305	0.993	0.011	3.366	1.1
11/6/2014	20		0.398	-0.835	0.993	0.014	4.004	1.1

REDACTED

11/7/2014	25		0.523	-0.454	0.993	0.016	4.479	1.0
11/8/2014	23		0.523	-0.454	0.993	0.016	4.479	1.0
11/9/2014	25		0.523	-0.454	0.993	0.016	4.479	1.0
11/10/2014	23		0.420	-0.909	0.993	0.014	4.128	1.1
11/11/2014	11		0.466	-0.816	0.993	0.015	4.376	1.1
11/12/2014	18		0.497	-0.658	0.993	0.016	4.454	1.0
11/13/2014	25		0.402	-0.829	0.993	0.015	4.376	1.1
11/14/2014	32		0.474	-1.005	0.993	0.015	4.168	1.1
11/15/2014	35		0.474	-1.005	0.993	0.015	4.168	1.1
11/16/2014	28		0.474	-1.005	0.993	0.015	4.168	1.1
11/17/2014	29		0.600	-1.175	0.993	0.013	3.881	1.2
11/18/2014	38		3.476	-1.434	0.993	0.013	3.831	2.0
11/19/2014	35		1.629	-1.431	0.993	0.013	3.906	1.5
11/20/2014	32		1.030	-1.538	0.993	0.013	3.875	1.4
11/21/2014	39		1.050	-1.423	0.993	0.014	4.012	1.4
11/22/2014	26		1.050	-1.423	0.993	0.014	4.012	1.4
11/23/2014	15		1.050	-1.423	0.993	0.014	4.012	1.4
11/24/2014	3		0.730	-1.604	0.993	0.012	3.716	1.4
11/25/2014	18		0.482	-1.287	0.993	0.013	3.806	1.2
11/26/2014	33		0.699	-1.253	0.993	0.013	3.904	1.2
11/27/2014	36		0.699	-1.253	0.993	0.013	3.904	1.2
11/28/2014	42		0.701	-1.251	0.993	0.013	3.904	1.2
11/29/2014	37		0.701	-1.251	0.993	0.013	3.904	1.2
11/30/2014	22		0.701	-1.251	0.993	0.013	3.904	1.2
12/1/2014	25		0.480	-1.771	1.683	0.012	4.224	1.1
12/2/2014	34		0.487	-1.612	1.683	0.011	3.977	1.1
12/3/2014	29		0.279	-1.598	1.683	0.010	3.866	1.0
12/4/2014	37		0.459	-1.379	1.683	0.010	3.948	1.0
12/5/2014	34		0.513	-1.271	1.683	0.010	3.960	1.0
12/6/2014	31		0.513	-1.271	1.683	0.010	3.960	1.0
12/7/2014	44		0.513	-1.271	1.683	0.010	3.960	1.0
12/8/2014	40		0.746	-1.268	1.683	0.010	3.844	1.1
12/9/2014	27		0.691	-1.259	1.683	0.010	3.969	1.1
12/10/2014	28		0.774	-1.462	1.683	0.010	3.863	1.1
12/11/2014	33		1.241	-1.530	1.683	0.010	3.813	1.3
12/12/2014	31		0.695	-1.619	1.683	0.009	3.757	1.2
12/13/2014	30		0.695	-1.619	1.683	0.009	3.757	1.2
12/14/2014	30		0.695	-1.619	1.683	0.009	3.757	1.2
12/15/2014	31		0.729	-1.764	1.683	0.008	3.499	1.2
12/16/2014	29		0.435	-1.678	1.683	0.009	3.730	1.1
12/17/2014	24		0.301	-1.624	1.683	0.009	3.647	1.1
12/18/2014	29		0.339	-1.760	1.683	0.009	3.654	1.1
12/19/2014	37		0.551	-1.757	1.683	0.009	3.647	1.2
12/20/2014	34		0.551	-1.757	1.683	0.009	3.647	1.2
12/21/2014	33		0.551	-1.757	1.683	0.009	3.647	1.2
12/22/2014	28		0.376	-1.630	1.683	0.008	3.526	1.1
12/23/2014	26		0.076	-1.491	1.683	0.007	3.254	1.0
12/24/2014	25		0.009	-2.065	1.683	0.004	2.614	1.1
12/25/2014	21		0.009	-2.065	1.683	0.004	2.614	1.1
12/26/2014	27		1.035	-1.611	1.683	0.005	2.813	1.3
12/27/2014	21		1.035	-1.611	1.683	0.005	2.813	1.3
12/28/2014	25		1.035	-1.611	1.683	0.005	2.813	1.3
12/29/2014	37		1.035	-1.611	1.683	0.005	2.813	1.3
12/30/2014	46		1.492	-1.282	1.683	0.008	3.475	1.3
12/31/2014	45		0.513	-1.601	1.683	0.007	3.227	1.1
1/1/2015	37		0.513	-1.601	2.016	0.007	3.559	1.0
1/2/2015	38		0.636	-2.028	2.016	0.005	3.024	1.2
1/3/2015	37		0.636	-2.028	2.016	0.005	3.024	1.2
1/4/2015	30		0.636	-2.028	2.016	0.005	3.024	1.2

REDACTED

1/5/2015	48		1.244	-1.934	2.016	0.005	3.093	1.4
1/6/2015	53		6.228	-1.552	2.016	0.008	3.689	2.6
1/7/2015	59		12.562	-1.621	2.016	0.006	3.385	4.6
1/8/2015	49		9.109	-1.778	2.016	0.006	3.324	3.7
1/9/2015	45		3.464	-1.371	2.016	0.007	3.572	1.8
1/10/2015	53		3.464	-1.371	2.016	0.007	3.572	1.8
1/11/2015	39		3.464	-1.371	2.016	0.007	3.572	1.8
1/12/2015	37		7.772	-1.526	2.016	0.007	3.460	3.1
1/13/2015	55		8.673	-1.498	2.016	0.006	3.422	3.4
1/14/2015	45		5.095	-1.518	2.016	0.006	3.422	2.3
1/15/2015	41		3.106	-2.174	2.016	0.004	2.995	2.1
1/16/2015	49		3.820	-2.201	2.016	0.005	3.141	2.3
1/17/2015	45		3.820	-2.201	2.016	0.005	3.141	2.3
1/18/2015	29		3.820	-2.201	2.016	0.005	3.141	2.3
1/19/2015	31		3.820	-2.201	2.016	0.005	3.141	2.3
1/20/2015	39		3.228	-2.037	2.016	0.005	3.089	2.1
1/21/2015	39		3.286	-1.944	2.016	0.005	3.021	2.1
1/22/2015	39		0.897	-1.828	2.016	0.005	3.146	1.2
1/23/2015	36		0.536	-1.785	2.016	0.005	3.183	1.1
1/24/2015	34		0.536	-1.785	2.016	0.005	3.183	1.1
1/25/2015	47		0.536	-1.785	2.016	0.005	3.183	1.1
1/26/2015	48		5.110	-1.740	2.016	0.006	3.237	2.5
1/27/2015	51		7.210	-1.571	2.016	0.006	3.372	3.0
1/28/2015	52		5.745	-1.726	2.016	0.006	3.256	2.7
1/29/2015	38		2.204	-1.740	2.016	0.005	3.171	1.6
1/30/2015	46		5.300	-1.728	2.016	0.005	3.171	2.6
1/31/2015	55		5.300	-1.728	2.016	0.005	3.171	2.6
2/1/2015	50		5.300	-1.728	1.685	0.005	2.840	2.9
2/2/2015	57		9.281	-1.561	1.685	0.005	2.823	4.2
2/3/2015	54		5.390	-1.423	1.685	0.006	2.926	2.8
2/4/2015	34		2.282	-1.455	1.685	0.006	2.904	1.7
2/5/2015	55		8.999	-1.418	1.685	0.006	3.004	3.9
2/6/2015	48		4.620	-1.306	1.685	0.006	3.041	2.4
2/7/2015	41		4.620	-1.306	1.685	0.006	3.041	2.4
2/8/2015	53		4.620	-1.306	1.685	0.006	3.041	2.4
2/9/2015	49		2.037	-1.313	1.685	0.006	2.941	1.6
2/10/2015	45		4.418	-1.209	1.685	0.006	3.101	2.3
2/11/2015	50		10.791	-1.266	1.685	0.006	3.092	4.4
2/12/2015	51		18.012	-1.228	1.685	0.008	3.328	6.3
2/13/2015	59		15.492	-1.261	1.685	0.007	3.292	5.6
2/14/2015	49		15.492	-1.261	1.685	0.007	3.292	5.6
2/15/2015	62		15.492	-1.261	1.685	0.007	3.292	5.6
2/16/2015	55		21.517	-1.066	1.685	0.008	3.373	7.2
2/17/2015	49		21.517	-1.066	1.685	0.008	3.373	7.2
2/18/2015	42		15.168	-0.847	1.685	0.010	3.805	4.8
2/19/2015	52		18.298	-1.273	1.685	0.008	3.343	6.3
2/20/2015	57		12.495	-1.472	1.685	0.007	3.192	4.8
2/21/2015	38		12.495	-1.472	1.685	0.007	3.192	4.8
2/22/2015	35		12.495	-1.472	1.685	0.007	3.192	4.8
2/23/2015	60		9.698	-1.666	1.685	0.006	3.041	4.2
2/24/2015	51		14.223	-1.695	1.685	0.007	3.212	5.4
2/25/2015	43		22.952	-1.526	1.685	0.007	3.292	7.9
2/26/2015	48		16.791	-1.645	1.685	0.007	3.256	6.1
2/27/2015	51		15.293	-1.610	1.685	0.007	3.192	5.8
2/28/2015	49		15.293	-1.610	1.685	0.007	3.192	5.8
3/1/2015	41		15.293	-1.610	1.488	0.007	2.995	6.1
3/2/2015	40		5.765	-1.702	1.488	0.005	2.576	3.3
3/3/2015	35		2.743	-1.776	1.488	0.005	2.607	2.2
3/4/2015	28		3.484	-1.732	1.488	0.006	2.765	2.3

REDACTED

3/5/2015	50		8.157	-1.189	1.488	0.010	3.574	3.2
3/6/2015	45		8.512	-1.932	1.488	0.006	2.836	4.2
3/7/2015	37		8.512	-1.932	1.488	0.006	2.836	4.2
3/8/2015	34		8.512	-1.932	1.488	0.006	2.836	4.2
3/9/2015	28		1.400	-1.635	1.488	0.006	2.752	1.6
3/10/2015	21		0.750	-1.485	1.488	0.006	2.756	1.3
3/11/2015	21		0.192	-1.460	1.488	0.006	2.792	1.1
3/12/2015	39		0.633	-1.444	1.488	0.006	2.844	1.2
3/13/2015	30		0.361	-1.384	1.488	0.007	2.929	1.1
3/14/2015	31		0.361	-1.384	1.488	0.007	2.929	1.1
3/15/2015	35		0.361	-1.384	1.488	0.007	2.929	1.1
3/16/2015	29		0.379	-1.489	1.488	0.006	2.725	1.1
3/17/2015	35		0.798	-1.323	1.488	0.006	2.853	1.2
3/18/2015	44		1.524	-1.294	1.488	0.007	3.018	1.4
3/19/2015	41		1.249	-1.295	1.488	0.007	2.995	1.4
3/20/2015	37		0.884	-1.483	1.488	0.006	2.874	1.3
3/21/2015	31		0.884	-1.483	1.488	0.006	2.874	1.3
3/22/2015	45		0.884	-1.483	1.488	0.006	2.874	1.3
3/23/2015	42		0.830	-1.495	1.488	0.006	2.892	1.3
3/24/2015	34		1.181	-1.190	1.488	0.007	3.028	1.3
3/25/2015	23		0.511	-1.339	1.488	0.007	2.944	1.1
3/26/2015	22		0.216	-1.483	1.488	0.006	2.784	1.1
3/27/2015	26		0.399	-1.366	1.488	0.006	2.892	1.1
3/28/2015	36		0.399	-1.366	1.488	0.006	2.892	1.1
3/29/2015	30		0.399	-1.366	1.488	0.006	2.892	1.1
3/30/2015	27		0.538	-1.015	1.488	0.008	3.134	1.0
3/31/2015	26		0.502	-0.904	1.488	0.008	3.233	1.0
4/1/2015	31		0.557	-0.740	0.652	0.009	2.574	1.2
4/2/2015	13		0.288	-0.848	0.652	0.008	2.431	1.2
4/3/2015	12		0.288	-0.848	0.652	0.008	2.431	1.2
4/4/2015	27		0.288	-0.848	0.652	0.008	2.431	1.2
4/5/2015	27		0.288	-0.848	0.652	0.008	2.431	1.2
4/6/2015	25		0.468	-0.995	0.652	0.008	2.294	1.4
4/7/2015	26		0.357	-0.993	0.652	0.008	2.309	1.3
4/8/2015	31		0.347	-0.844	0.652	0.009	2.526	1.2
4/9/2015	30		0.275	-1.007	0.652	0.008	2.373	1.3
4/10/2015	19		0.273	-1.118	0.652	0.007	2.182	1.3
4/11/2015	20		0.273	-1.118	0.652	0.007	2.182	1.3
4/12/2015	13		0.273	-1.118	0.652	0.007	2.182	1.3
4/13/2015	2		0.067	-1.280	0.652	0.006	1.961	1.4
4/14/2015	10		0.257	-1.142	0.652	0.007	2.099	1.4
4/15/2015	13		0.202	-1.091	0.652	0.007	2.136	1.3
4/16/2015	9		0.176	-1.144	0.652	0.007	2.139	1.3
4/17/2015	11		0.168	-1.217	0.652	0.006	2.053	1.4
4/18/2015	13		0.168	-1.217	0.652	0.006	2.053	1.4
4/19/2015	16		0.168	-1.217	0.652	0.006	2.053	1.4
4/20/2015	18		-0.125	-1.365	0.652	0.006	1.958	1.3
4/21/2015	14		0.373	-1.354	0.652	0.006	1.873	1.6
4/22/2015	12		0.405	-1.530	0.652	0.005	1.721	1.7
4/23/2015	24		0.494	-1.287	0.652	0.006	2.000	1.6
4/24/2015	24		0.696	-1.054	0.652	0.007	2.195	1.5
4/25/2015	18		0.696	-1.054	0.652	0.007	2.195	1.5
4/26/2015	14		0.696	-1.054	0.652	0.007	2.195	1.5
4/27/2015	15		0.337	-1.268	0.652	0.006	1.983	1.5
4/28/2015	10		0.397	-0.983	0.652	0.007	2.179	1.3
4/29/2015	12		0.329	-1.160	0.652	0.006	2.049	1.4
4/30/2015	13		0.134	-1.166	0.652	0.006	2.066	1.3
5/1/2015	18		0.022	-1.133	0.652	0.007	2.083	1.2
5/2/2015	8		0.022	-1.133	0.652	0.007	2.083	1.2

REDACTED

5/3/2015	1		0.022	-1.133	0.652	0.007	2.083	1.2
5/4/2015	0		-0.083	-1.465	0.652	0.006	1.875	1.4
5/5/2015	0		0.271	-1.230	0.652	0.007	2.148	1.4
5/6/2015	0		0.191	-1.223	0.652	0.007	2.195	1.3
5/7/2015	0		0.216	-1.219	0.652	0.007	2.184	1.4
5/8/2015	13		0.215	-1.262	0.652	0.007	2.172	1.4
5/9/2015	0		0.215	-1.262	0.652	0.007	2.172	1.4
5/10/2015	0		0.215	-1.262	0.652	0.007	2.172	1.4
5/11/2015	8		0.322	-1.339	0.652	0.007	2.097	1.5
5/12/2015	0		0.339	-1.149	0.652	0.008	2.365	1.4
5/13/2015	11		0.212	-1.179	0.652	0.008	2.328	1.3
5/14/2015	7		0.182	-1.392	0.652	0.007	2.135	1.4
5/15/2015	4		0.100	-1.487	0.652	0.006	2.041	1.5
5/16/2015	0		0.100	-1.487	0.652	0.006	2.041	1.5
5/17/2015	0		0.100	-1.487	0.652	0.006	2.041	1.5
5/18/2015	7		-0.345	-1.564	0.652	0.006	2.053	1.3
5/19/2015	0		0.195	-1.425	0.652	0.007	2.239	1.4
5/20/2015	13		0.159	-1.397	0.652	0.008	2.323	1.4
5/21/2015	4		0.037	-1.448	0.652	0.007	2.254	1.4
5/22/2015	8		0.045	-1.455	0.652	0.007	2.159	1.4
5/23/2015	8		0.045	-1.455	0.652	0.007	2.159	1.4
5/24/2015	0		0.045	-1.455	0.652	0.007	2.159	1.4
5/25/2015	0		0.045	-1.455	0.652	0.007	2.159	1.4
5/26/2015	0		-0.370	-1.578	0.652	0.006	1.958	1.3
5/27/2015	0		0.310	-1.170	0.652	0.008	2.309	1.4
5/28/2015	0		0.143	-1.337	0.652	0.007	2.159	1.4
5/29/2015	0		-0.331	-1.479	0.652	0.006	1.960	1.3
5/30/2015	0		-0.331	-1.479	0.652	0.006	1.960	1.3
5/31/2015	12		-0.331	-1.479	0.652	0.006	1.960	1.3
6/1/2015	17		-0.310	-1.457	0.652	0.006	1.860	1.3
6/2/2015	15		-0.185	-1.369	0.652	0.006	1.904	1.3
6/3/2015	9		-0.220	-1.576	0.652	0.005	1.709	1.4
6/4/2015	8		-0.530	-1.600	0.652	0.005	1.707	1.2
6/5/2015	1		-0.901	-1.511	0.652	0.005	1.747	1.0
6/6/2015	2		-0.901	-1.511	0.652	0.005	1.747	1.0
6/7/2015	1		-0.901	-1.511	0.652	0.005	1.747	1.0
6/8/2015	0		-1.078	-1.577	0.652	0.005	1.637	0.9
6/9/2015	0		-0.023	-1.458	0.652	0.006	1.923	1.4
6/10/2015	0		0.193	-1.367	0.652	0.007	2.098	1.4
6/11/2015	0		0.297	-1.596	0.652	0.006	1.998	1.6
6/12/2015	0		0.148	-1.327	0.652	0.007	2.209	1.4
6/13/2015	0		0.148	-1.327	0.652	0.007	2.209	1.4
6/14/2015	0		0.148	-1.327	0.652	0.007	2.209	1.4
6/15/2015	8		-0.035	-1.415	0.652	0.006	2.008	1.4
6/16/2015	0		-0.390	-1.276	0.652	0.007	2.273	1.1
6/17/2015	0		0.051	-1.344	0.652	0.007	2.259	1.3
6/18/2015	0		-0.031	-1.301	0.652	0.007	2.289	1.3
6/19/2015	0		-0.107	-1.315	0.652	0.007	2.201	1.2
6/20/2015	0		-0.107	-1.315	0.652	0.007	2.201	1.2
6/21/2015	0		-0.107	-1.315	0.652	0.007	2.201	1.2
6/22/2015	0		-0.180	-1.460	0.652	0.006	2.008	1.3
6/23/2015	0		0.314	-1.466	0.652	0.006	1.978	1.6
6/24/2015	0		0.154	-1.510	0.652	0.006	1.978	1.5
6/25/2015	0		-0.077	-1.558	0.652	0.006	1.876	1.4
6/26/2015	0		-0.725	-1.745	0.652	0.005	1.707	1.2
6/27/2015	1		-0.725	-1.745	0.652	0.005	1.707	1.2
6/28/2015	11		-0.725	-1.745	0.652	0.005	1.707	1.2
6/29/2015	0		-1.303	-1.719	0.652	0.005	1.712	0.9
6/30/2015	0		-0.152	-1.639	0.652	0.005	1.820	1.5

REDACTED

7/1/2015	0	-0.077	-1.690	0.652	0.005	1.744	1.5
7/2/2015	0	-0.439	-1.754	0.652	0.005	1.726	1.4
7/3/2015	0	-0.439	-1.754	0.652	0.005	1.726	1.4
7/4/2015	2	-0.439	-1.754	0.652	0.005	1.726	1.4
7/5/2015	0	-0.439	-1.754	0.652	0.005	1.726	1.4
7/6/2015	0	-1.590	-2.006	0.652	0.004	1.437	0.8
7/7/2015	0	0.156	-1.590	0.652	0.005	1.831	1.6
7/8/2015	0	0.130	-1.613	0.652	0.005	1.814	1.6
7/9/2015	0	0.115	-1.588	0.652	0.005	1.814	1.6
7/10/2015	0	0.096	-1.669	0.652	0.005	1.692	1.7
7/11/2015	0	0.096	-1.669	0.652	0.005	1.692	1.7
7/12/2015	0	0.096	-1.669	0.652	0.005	1.692	1.7
7/13/2015	0	0.094	-1.757	0.652	0.005	1.667	1.7
7/14/2015	0	0.140	-1.720	0.652	0.005	1.817	1.7
7/15/2015	0	0.124	-1.797	0.652	0.005	1.811	1.7
7/16/2015	0	-0.176	-1.776	0.652	0.005	1.807	1.5
7/17/2015	0	-0.150	-1.700	0.652	0.006	1.857	1.5
7/18/2015	0	-0.150	-1.700	0.652	0.006	1.857	1.5
7/19/2015	0	-0.150	-1.700	0.652	0.006	1.857	1.5
7/20/2015	0	0.198	-1.668	0.652	0.006	1.873	1.6
7/21/2015	0	0.366	-1.537	0.652	0.006	1.958	1.6
7/22/2015	0	0.126	-1.675	0.652	0.006	1.907	1.6
7/23/2015	0	-0.098	-1.737	0.652	0.005	1.808	1.5
7/24/2015	0	-0.970	-1.688	0.652	0.006	1.889	1.0
7/25/2015	0	-0.970	-1.688	0.652	0.006	1.889	1.0
7/26/2015	0	-0.970	-1.688	0.652	0.006	1.889	1.0
7/27/2015	0	0.119	-1.632	0.652	0.005	1.836	1.6
7/28/2015	0	0.521	-1.371	0.652	0.007	2.131	1.6
7/29/2015	0	0.524	-1.369	0.652	0.007	2.181	1.6
7/30/2015	0	0.376	-1.503	0.652	0.006	2.063	1.6
7/31/2015	0	0.265	-1.565	0.652	0.006	1.958	1.6
8/1/2015	0	0.265	-1.565	0.652	0.006	1.958	1.6
8/2/2015	0	0.265	-1.565	0.652	0.006	1.958	1.6
8/3/2015	0	0.279	-1.456	0.652	0.006	1.963	1.5
8/4/2015	0	0.208	-1.409	0.652	0.006	2.008	1.5
8/5/2015	0	0.203	-1.521	0.652	0.006	1.969	1.5
8/6/2015	0	-0.204	-1.590	0.652	0.006	1.922	1.4
8/7/2015	0	-0.813	-1.581	0.652	0.005	1.839	1.1
8/8/2015	0	-0.813	-1.581	0.652	0.005	1.839	1.1
8/9/2015	0	-0.813	-1.581	0.652	0.005	1.839	1.1
8/10/2015	0	-0.834	-1.668	0.652	0.005	1.813	1.1
8/11/2015	0	0.199	-1.521	0.652	0.006	1.988	1.5
8/12/2015	0	0.216	-1.499	0.652	0.006	2.003	1.5
8/13/2015	0	0.167	-1.562	0.652	0.006	2.029	1.5
8/14/2015	0	0.185	-1.674	0.652	0.006	1.919	1.6
8/15/2015	0	0.185	-1.674	0.652	0.006	1.919	1.6
8/16/2015	0	0.185	-1.674	0.652	0.006	1.919	1.6
8/17/2015	0	0.325	-1.751	0.652	0.005	1.731	1.8
8/18/2015	0	0.480	-1.653	0.652	0.005	1.790	1.8
8/19/2015	0	0.401	-1.832	0.652	0.004	1.533	2.0
8/20/2015	0	0.310	-1.820	0.652	0.004	1.606	1.9
8/21/2015	0	0.424	-1.826	0.652	0.004	1.556	2.0
8/22/2015	0	0.424	-1.826	0.652	0.004	1.556	2.0
8/23/2015	0	0.424	-1.826	0.652	0.004	1.556	2.0
8/24/2015	0	0.349	-1.865	0.652	0.004	1.492	2.0
8/25/2015	0	0.393	-1.767	0.652	0.004	1.536	2.0
8/26/2015	0	0.403	-1.836	0.652	0.004	1.527	2.0
8/27/2015	0	0.363	-1.740	0.652	0.005	1.649	1.9
8/28/2015	0	0.313	-1.674	0.652	0.005	1.669	1.8

REDACTED

8/29/2015	0		0.313	-1.674	0.652	0.005	1.669	1.8
8/30/2015	0		0.313	-1.674	0.652	0.005	1.669	1.8
8/31/2015	0		0.969	-1.706	0.652	0.004	1.606	2.3
9/1/2015	0		0.550	-1.512	0.652	0.005	1.845	1.8
9/2/2015	0		0.540	-1.436	0.652	0.006	1.971	1.7
9/3/2015	0		0.409	-1.496	0.652	0.006	1.903	1.7
9/4/2015	0		0.357	-1.492	0.652	0.005	1.838	1.6
9/5/2015	0		0.357	-1.492	0.652	0.005	1.838	1.6
9/6/2015	0		0.357	-1.492	0.652	0.005	1.838	1.6
9/7/2015	0		0.357	-1.492	0.652	0.005	1.838	1.6
9/8/2015	0		0.409	-1.572	0.652	0.005	1.756	1.8
9/9/2015	0		0.530	-1.438	0.652	0.006	1.958	1.7
9/10/2015	0		0.461	-1.523	0.652	0.006	1.871	1.7
9/11/2015	0		0.293	-1.582	0.652	0.005	1.782	1.7
9/12/2015	0		0.293	-1.582	0.652	0.005	1.782	1.7
9/13/2015	2		0.293	-1.582	0.652	0.005	1.782	1.7
9/14/2015	2		0.352	-1.612	0.652	0.005	1.713	1.8
9/15/2015	0		0.286	-1.567	0.652	0.005	1.794	1.7
9/16/2015	0		0.327	-1.493	0.652	0.006	1.908	1.6
9/17/2015	0		1.082	-1.448	0.652	0.006	1.898	2.0
9/18/2015	0		0.640	-1.362	0.652	0.006	1.981	1.7
9/19/2015	0		0.640	-1.362	0.652	0.006	1.981	1.7
9/20/2015	3		0.640	-1.362	0.652	0.006	1.981	1.7
9/21/2015	6		0.371	-1.410	0.652	0.006	1.876	1.6
9/22/2015	4		0.240	-1.405	0.652	0.006	1.859	1.5
9/23/2015	2		-0.006	-1.384	0.652	0.006	1.859	1.4
9/24/2015	0		0.316	-1.424	0.652	0.006	1.857	1.6
9/25/2015	4		-0.064	-1.381	0.652	0.006	1.857	1.4
9/26/2015	10		-0.064	-1.381	0.652	0.006	1.857	1.4
9/27/2015	10		-0.064	-1.381	0.652	0.006	1.857	1.4
9/28/2015	2		-0.849	-1.552	0.652	0.005	1.704	1.0
9/29/2015	0		0.195	-1.545	0.652	0.005	1.767	1.6
9/30/2015	1		-0.068	-1.468	0.652	0.005	1.757	1.4
10/1/2015	8		0.040	-1.770	0.652	0.003	1.355	1.9
10/2/2015	13		0.192	-1.688	0.652	0.003	1.335	1.9
10/3/2015	13		0.192	-1.688	0.652	0.003	1.335	1.9
10/4/2015	15		0.192	-1.688	0.652	0.003	1.335	1.9
10/5/2015	14		-0.346	-1.560	0.652	0.003	1.391	1.4
10/6/2015	9		0.553	-1.350	0.652	0.005	1.643	1.8
10/7/2015	7		0.476	-1.402	0.652	0.004	1.606	1.8
10/8/2015	10		0.197	-1.635	0.652	0.004	1.524	1.8
10/9/2015	11		0.160	-1.604	0.652	0.004	1.542	1.7
10/10/2015	15		0.160	-1.604	0.652	0.004	1.542	1.7
10/11/2015	10		0.160	-1.604	0.652	0.004	1.542	1.7
10/12/2015	3		0.255	-1.683	0.652	0.003	1.392	1.9
10/13/2015	6		0.210	-1.500	0.652	0.005	1.636	1.6
10/14/2015	8		0.226	-1.539	0.652	0.004	1.591	1.7
10/15/2015	14		0.214	-1.493	0.652	0.004	1.629	1.6
10/16/2015	15		0.220	-1.461	0.652	0.005	1.736	1.6
10/17/2015	20		0.220	-1.461	0.652	0.005	1.736	1.6
10/18/2015	27		0.220	-1.461	0.652	0.005	1.736	1.6
10/19/2015	28		0.408	-1.220	0.652	0.006	1.857	1.5
10/20/2015	12		0.638	-1.295	0.652	0.005	1.791	1.7
10/21/2015	11		0.554	-1.213	0.652	0.006	1.906	1.6
10/22/2015	3		0.478	-1.229	0.652	0.005	1.800	1.6
10/23/2015	20		0.775	-1.220	0.652	0.005	1.807	1.7
10/24/2015	27		0.775	-1.220	0.652	0.005	1.807	1.7
10/25/2015	12		0.775	-1.220	0.652	0.005	1.807	1.7
10/26/2015	21		0.694	-1.021	0.652	0.006	1.916	1.6

REDACTED

10/27/2015	23		1.219	-1.032	0.652	0.005	1.803	1.9
10/28/2015	16		0.909	-0.987	0.652	0.005	1.807	1.7
10/29/2015	1		0.879	-1.041	0.652	0.005	1.757	1.7
10/30/2015	17		0.901	-1.097	0.652	0.005	1.707	1.8
10/31/2015	22		0.901	-1.097	0.652	0.005	1.707	1.8
11/1/2015	12		0.901	-1.097	0.993	0.005	2.048	1.5
11/2/2015	11		0.667	-1.131	0.993	0.004	1.849	1.4
11/3/2015	10		0.632	-1.085	0.993	0.004	1.834	1.4
11/4/2015	11		0.667	-1.029	0.993	0.004	1.884	1.4
11/5/2015	8		0.545	-1.141	0.993	0.004	1.896	1.4
11/6/2015	0		0.279	-1.250	0.993	0.004	1.868	1.3
11/7/2015	9		0.279	-1.250	0.993	0.004	1.868	1.3
11/8/2015	19		0.279	-1.250	0.993	0.004	1.868	1.3
11/9/2015	20		0.194	-1.311	0.993	0.004	1.877	1.3
11/10/2015	20		0.397	-1.190	0.993	0.004	1.906	1.3
11/11/2015	19		0.131	-1.195	0.993	0.004	1.943	1.2
11/12/2015	16		0.106	-1.083	0.993	0.005	2.049	1.1
11/13/2015	14		0.186	-0.986	0.993	0.005	2.062	1.1
11/14/2015	26		0.186	-0.986	0.993	0.005	2.062	1.1
11/15/2015	22		0.186	-0.986	0.993	0.005	2.062	1.1
11/16/2015	19		0.177	-0.961	0.993	0.005	2.059	1.1
11/17/2015	28		0.077	-1.065	0.993	0.005	2.097	1.1
11/18/2015	28		0.217	-0.852	0.993	0.006	2.194	1.0
11/19/2015	20		0.129	-0.823	0.993	0.006	2.272	1.0
11/20/2015	18		0.102	-0.827	0.993	0.006	2.385	1.0
11/21/2015	25		0.102	-0.827	0.993	0.006	2.385	1.0
11/22/2015	27		0.102	-0.827	0.993	0.006	2.385	1.0
11/23/2015	29		0.291	-0.829	0.993	0.006	2.349	1.1
11/24/2015	31		0.236	-0.784	0.993	0.006	2.399	1.0
11/25/2015	31		0.187	-0.695	0.993	0.007	2.445	1.0
11/26/2015	22		0.187	-0.695	0.993	0.007	2.445	1.0
11/27/2015	11		0.187	-0.695	0.993	0.007	2.445	1.0
11/28/2015	20		0.187	-0.695	0.993	0.007	2.445	1.0
11/29/2015	31		0.187	-0.695	0.993	0.007	2.445	1.0
11/30/2015	35		0.183	-0.869	0.993	0.005	2.186	1.0
12/1/2015	36		0.186	-0.877	1.683	0.006	2.926	0.8
12/2/2015	25		0.143	-1.034	1.683	0.005	2.822	0.8
12/3/2015	24		0.213	-0.934	1.683	0.006	2.940	0.8
12/4/2015	26		0.213	-0.806	1.683	0.006	3.020	0.8
12/5/2015	23		0.213	-0.806	1.683	0.006	3.020	0.8
12/6/2015	24		0.213	-0.806	1.683	0.006	3.020	0.8
12/7/2015	22		0.075	-0.858	1.683	0.006	2.926	0.7
12/8/2015	29		0.197	-0.756	1.683	0.006	2.991	0.8
12/9/2015	26		0.108	-0.792	1.683	0.006	2.905	0.7
12/10/2015	18		0.041	-0.859	1.683	0.005	2.829	0.7
12/11/2015	20		-0.101	-0.956	1.683	0.005	2.679	0.7
12/12/2015	20		-0.101	-0.956	1.683	0.005	2.679	0.7
12/13/2015	17		-0.101	-0.956	1.683	0.005	2.679	0.7
12/14/2015	20		-0.635	-1.015	1.683	0.004	2.457	0.5
12/15/2015	14		-0.401	-0.790	1.683	0.004	2.599	0.5
12/16/2015	25		0.087	-0.605	1.683	0.005	2.746	0.6
12/17/2015	25		0.209	-0.621	1.683	0.005	2.771	0.7
12/18/2015	22		0.200	-0.686	1.683	0.005	2.796	0.7
12/19/2015	30		0.200	-0.686	1.683	0.005	2.796	0.7
12/20/2015	30		0.200	-0.686	1.683	0.005	2.796	0.7
12/21/2015	24		0.327	-0.818	1.683	0.004	2.610	0.8
12/22/2015	19		0.053	-0.819	1.683	0.004	2.630	0.7
12/23/2015	23		0.018	-1.037	1.683	0.003	2.382	0.7
12/24/2015	9		-0.229	-0.921	1.683	0.003	2.395	0.6

REDACTED

12/25/2015	14	-0.229	-0.921	1.683	0.003	2.395	0.6
12/26/2015	20	-0.229	-0.921	1.683	0.003	2.395	0.6
12/27/2015	25	-0.229	-0.921	1.683	0.003	2.395	0.6
12/28/2015	35	0.022	-0.858	1.683	0.003	2.387	0.7
12/29/2015	42	0.381	-1.141	1.683	0.004	2.656	0.9
12/30/2015	38	0.193	-1.207	1.683	0.005	2.874	0.9
12/31/2015	29	0.203	-1.159	1.683	0.005	2.809	0.9
1/1/2016	29	0.203	-1.159	2.016	0.005	3.141	0.8
1/2/2016	32	0.203	-1.159	2.016	0.005	3.141	0.8
1/3/2016	30	0.203	-1.159	2.016	0.005	3.141	0.8
1/4/2016	45	0.633	-0.917	2.016	0.006	3.422	0.9
1/5/2016	49	3.163	-0.926	2.016	0.007	3.484	1.6
1/6/2016	39	1.120	-1.076	2.016	0.006	3.276	1.1
1/7/2016	35	0.727	-1.086	2.016	0.006	3.309	0.9
1/8/2016	37	0.372	-1.146	2.016	0.006	3.221	0.8
1/9/2016	29	0.372	-1.146	2.016	0.006	3.221	0.8
1/10/2016	20	0.372	-1.146	2.016	0.006	3.221	0.8
1/11/2016	30	0.629	-1.083	2.016	0.006	3.410	0.9
1/12/2016	39	1.964	-1.106	2.016	0.007	3.452	1.3
1/13/2016	42	4.097	-1.353	2.016	0.005	3.071	2.1
1/14/2016	41	0.643	-0.874	2.016	0.006	3.425	0.9
1/15/2016	40	0.313	-0.861	2.016	0.006	3.372	0.7
1/16/2016	31	0.313	-0.861	2.016	0.006	3.372	0.7
1/17/2016	33	0.313	-0.861	2.016	0.006	3.372	0.7
1/18/2016	43	0.313	-0.861	2.016	0.006	3.372	0.7
1/19/2016	45	2.066	-0.804	2.016	0.006	3.402	1.2
1/20/2016	41	1.801	-0.829	2.016	0.006	3.422	1.2
1/21/2016	40	1.365	-0.375	2.016	0.008	3.824	0.9
1/22/2016	41	1.301	-0.637	2.016	0.007	3.605	1.0
1/23/2016	43	1.301	-0.637	2.016	0.007	3.605	1.0
1/24/2016	38	1.301	-0.637	2.016	0.007	3.605	1.0
1/25/2016	35	1.240	-0.460	2.016	0.008	3.774	0.9
1/26/2016	26	0.560	-0.765	2.016	0.006	3.417	0.8
1/27/2016	28	0.337	-0.784	2.016	0.007	3.502	0.7
1/28/2016	34	0.256	-0.745	2.016	0.007	3.542	0.7
1/29/2016	30	0.221	-0.806	2.016	0.006	3.365	0.7
1/30/2016	30	0.221	-0.806	2.016	0.006	3.365	0.7
1/31/2016	19	0.221	-0.806	2.016	0.006	3.365	0.7
2/1/2016	17	0.094	-0.985	1.685	0.006	2.990	0.8
2/2/2016	27	0.025	-1.009	1.685	0.006	2.897	0.8
2/3/2016	20	-0.070	-1.004	1.685	0.005	2.756	0.7
2/4/2016	16	0.053	-0.867	1.685	0.005	2.881	0.7
2/5/2016	34	0.243	-0.797	1.685	0.006	2.961	0.8
2/6/2016	39	0.243	-0.797	1.685	0.006	2.961	0.8
2/7/2016	33	0.243	-0.797	1.685	0.006	2.961	0.8
2/8/2016	38	0.366	-0.804	1.685	0.006	2.971	0.8
2/9/2016	41	0.567	-0.923	1.685	0.006	3.001	0.9
2/10/2016	39	1.027	-0.813	1.685	0.006	3.051	1.0
2/11/2016	47	3.931	-0.205	1.685	0.009	3.645	1.7
2/12/2016	52	3.370	-0.250	1.685	0.009	3.594	1.5
2/13/2016	59	3.370	-0.250	1.685	0.009	3.594	1.5
2/14/2016	65	3.370	-0.250	1.685	0.009	3.594	1.5
2/15/2016	57	3.370	-0.250	1.685	0.009	3.594	1.5
2/16/2016	28	4.289	0.169	1.685	0.010	3.945	1.6
2/17/2016	30	0.509	-0.538	1.685	0.006	3.104	0.8
2/18/2016	39	0.370	-0.532	1.685	0.006	3.089	0.7
2/19/2016	38	0.398	-0.693	1.685	0.006	2.891	0.8
2/20/2016	19	0.398	-0.693	1.685	0.006	2.891	0.8
2/21/2016	21	0.398	-0.693	1.685	0.006	2.891	0.8

REDACTED

2/22/2016	31		0.166	-0.793	1.685	0.005	2.731	0.7
2/23/2016	36		0.283	-0.737	1.685	0.005	2.810	0.8
2/24/2016	31		0.075	-0.814	1.685	0.005	2.721	0.7
2/25/2016	15		0.056	-0.778	1.685	0.005	2.702	0.7
2/26/2016	33		0.316	-0.708	1.685	0.005	2.766	0.8
2/27/2016	36		0.316	-0.708	1.685	0.005	2.766	0.8
2/28/2016	19		0.316	-0.708	1.685	0.005	2.766	0.8
2/29/2016	16		0.269	-0.731	1.685	0.004	2.649	0.7
3/1/2016	28		0.185	-0.689	1.488	0.004	2.418	0.7
3/2/2016	32		0.702	-0.455	1.488	0.005	2.606	0.9
3/3/2016	41		0.916	-0.599	1.488	0.005	2.493	1.0
3/4/2016	40		0.759	-0.591	1.488	0.005	2.492	0.9
3/5/2016	36		0.759	-0.591	1.488	0.005	2.492	0.9
3/6/2016	31		0.759	-0.591	1.488	0.005	2.492	0.9
3/7/2016	29		0.410	-0.562	1.488	0.004	2.420	0.8
3/8/2016	21		0.162	-0.694	1.488	0.004	2.356	0.7
3/9/2016	6		-0.047	-0.763	1.488	0.004	2.326	0.7
3/10/2016	6		-0.082	-0.758	1.488	0.004	2.339	0.7
3/11/2016	17		-0.072	-0.797	1.488	0.004	2.417	0.7
3/12/2016	20		-0.072	-0.797	1.488	0.004	2.417	0.7
3/13/2016	11		-0.072	-0.797	1.488	0.004	2.417	0.7
3/14/2016	24		0.112	-0.911	1.488	0.004	2.317	0.8
3/15/2016	22		0.166	-0.775	1.488	0.004	2.401	0.8
3/16/2016	14		0.141	-0.809	1.488	0.005	2.492	0.8
3/17/2016	13		0.127	-0.691	1.488	0.005	2.575	0.7
3/18/2016	24		0.186	-0.640	1.488	0.006	2.697	0.8
3/19/2016	30		0.186	-0.640	1.488	0.006	2.697	0.8
3/20/2016	34		0.186	-0.640	1.488	0.006	2.697	0.8
3/21/2016	28		0.713	-0.621	1.488	0.006	2.709	0.9
3/22/2016	26		0.192	-0.648	1.488	0.005	2.635	0.8
3/23/2016	12		0.027	-0.666	1.488	0.005	2.620	0.7
3/24/2016	27		0.073	-0.678	1.488	0.005	2.647	0.7
3/25/2016	27		0.073	-0.678	1.488	0.005	2.647	0.7
3/26/2016	23		0.073	-0.678	1.488	0.005	2.647	0.7

EXHIBIT JAR-8

Petitioner's Response to Data Request PLAN Tech 1-4¹

¹ The Attachment PLAN Tech 1-4 referenced in the response to data request forming this exhibit has been marked **CONFIDENTIAL** by the Petitioner.

Liberty Utilities (EnergyNorth Natural Gas) Corp. d/b/a Liberty Utilities

DG 15-494

Petition for Approval of Tennessee Gas Pipeline Company, LLC Supply Path Precedent Agreement

PLAN Data Requests – Tech Session 1

Date Request Received: 3/25/16
Request No. PLAN Tech 1-4

Date of Response: 4/1/16
Respondent: Francisco C. DaFonte

REQUEST:

Reference: Staff 2-6. Please provide the updated monthly forward prices used to create Table Staff 2-6.

RESPONSE:

Please see Confidential Attachment PLAN Tech 1-4.xlsx which contains the pricing information used to create Table Staff 2-6. The Company has a good faith basis to seek confidential treatment of the information because it is not publicly available. Pursuant to Puc 203.08(d), the Company will submit a motion for protective order and confidential treatment regarding the information prior to the final hearing in this docket.

Split-Yr (Nov-Oct)	Winter (Nov-Mar)		
	IROZ2- Henry Hub	Leidy- Henry Hub	Leidy- IROZ2
2011/2012	\$ 1.01	\$ 0.17	\$ (0.84)
2012/2013	\$ 3.67	\$ (0.03)	\$ (3.70)
2013/2014	\$ 7.80	\$ (1.00)	\$ (8.80)
2014/2015	\$ 3.80	\$ (1.48)	\$ (5.27)
2015/2016	\$ 0.57	\$ (0.86)	\$ (1.44)
Historical Avg. (2011/12-2015/16)	\$ 3.37	\$ (0.64)	\$ (4.01)
2016/2017	\$ 2.41	\$ (0.97)	\$ (3.38)
2017/2018	\$ 2.36	\$ (0.78)	\$ (3.15)
2018/2019	\$ 2.43	\$ (0.76)	\$ (3.19)
2019/2020	\$ 2.36	\$ (0.73)	\$ (3.10)
2020/2021	\$ 2.36	\$ (0.73)	\$ (3.09)
2021/2022	\$ 2.25	\$ (0.74)	\$ (2.99)
2022/2023 ***	\$ 2.50	\$ (0.77)	\$ (3.26)
Forward Avg. (2016/17-2022/23)	\$ 2.38	\$ (0.78)	\$ (3.17)

* Historical data through 2/19/2016

** Forward data for settlement trade date 2/18/2016

*** Forward data for 2022/2023 does not include Mar. 2023

REDACTED

Data Source: SNL Financial			SNL Financial	SNL Financial	SNL Financial	Calculated	Calculated	Calculated
Season	Split-Year (Nov-Oct)	Date	Iroquois Zone	Leidy	Henry Hub	Iroquois	Leidy -	Leidy -
			2	Leidy	Henry Hub	Zone 2 -	Henry Hub	Iroquois
			Spot Price	Spot Price	Spot Price	Henry Hub	Henry Hub	Zone 2
			(\$/MMBtu)	(\$/MMBtu)	(\$/MMBtu)	Basis	Basis	Basis
						(\$/MMBtu)	(\$/MMBtu)	(\$/MMBtu)
Winter	2011/2012	11/1/2011				0.742	0.102	-0.64
Winter	2011/2012	11/2/2011				0.908	0.053	-0.855
Winter	2011/2012	11/3/2011				0.878	0.129	-0.749
Winter	2011/2012	11/4/2011				1.143	0.312	-0.831
Winter	2011/2012	11/5/2011				1.143	0.312	-0.831
Winter	2011/2012	11/6/2011				1.143	0.312	-0.831
Winter	2011/2012	11/7/2011				0.899	0.160	-0.739
Winter	2011/2012	11/8/2011				0.812	0.214	-0.598
Winter	2011/2012	11/9/2011				0.814	0.260	-0.554
Winter	2011/2012	11/10/2011				0.613	0.217	-0.396
Winter	2011/2012	11/11/2011				0.842	0.239	-0.603
Winter	2011/2012	11/12/2011				0.842	0.239	-0.603
Winter	2011/2012	11/13/2011				0.842	0.239	-0.603
Winter	2011/2012	11/14/2011				0.704	0.150	-0.554
Winter	2011/2012	11/15/2011				0.634	0.162	-0.472
Winter	2011/2012	11/16/2011				0.665	0.188	-0.477
Winter	2011/2012	11/17/2011				0.783	0.266	-0.517
Winter	2011/2012	11/18/2011				0.824	0.381	-0.443
Winter	2011/2012	11/19/2011				0.824	0.381	-0.443
Winter	2011/2012	11/20/2011				0.824	0.381	-0.443
Winter	2011/2012	11/21/2011				0.806	0.179	-0.627
Winter	2011/2012	11/22/2011				0.881	0.240	-0.641
Winter	2011/2012	11/23/2011				0.949	0.192	-0.757
Winter	2011/2012	11/24/2011				0.949	0.192	-0.757
Winter	2011/2012	11/25/2011				0.991	0.100	-0.891
Winter	2011/2012	11/26/2011				0.991	0.100	-0.891
Winter	2011/2012	11/27/2011				0.991	0.100	-0.891
Winter	2011/2012	11/28/2011				0.991	0.100	-0.891
Winter	2011/2012	11/29/2011				0.793	0.187	-0.606
Winter	2011/2012	11/30/2011				0.635	0.075	-0.56
Winter	2011/2012	12/1/2011				0.581	0.347	-0.234
Winter	2011/2012	12/2/2011				0.631	0.246	-0.385
Winter	2011/2012	12/3/2011				0.631	0.246	-0.385
Winter	2011/2012	12/4/2011				0.631	0.246	-0.385
Winter	2011/2012	12/5/2011				0.534	0.177	-0.357
Winter	2011/2012	12/6/2011				0.513	0.244	-0.269
Winter	2011/2012	12/7/2011				0.523	0.234	-0.289
Winter	2011/2012	12/8/2011				0.686	0.275	-0.411
Winter	2011/2012	12/9/2011				0.545	0.284	-0.261
Winter	2011/2012	12/10/2011				0.545	0.284	-0.261
Winter	2011/2012	12/11/2011				0.545	0.284	-0.261
Winter	2011/2012	12/12/2011				0.638	0.328	-0.31
Winter	2011/2012	12/13/2011				0.730	0.224	-0.506
Winter	2011/2012	12/14/2011				0.940	0.209	-0.731
Winter	2011/2012	12/15/2011				0.669	0.221	-0.448
Winter	2011/2012	12/16/2011				0.733	0.240	-0.493
Winter	2011/2012	12/17/2011				0.733	0.240	-0.493
Winter	2011/2012	12/18/2011				0.733	0.240	-0.493
Winter	2011/2012	12/19/2011				0.925	0.223	-0.702
Winter	2011/2012	12/20/2011				1.179	0.257	-0.922
Winter	2011/2012	12/21/2011				0.831	0.221	-0.61
Winter	2011/2012	12/22/2011				0.709	0.195	-0.514
Winter	2011/2012	12/23/2011				0.851	0.240	-0.611
Winter	2011/2012	12/24/2011				0.851	0.240	-0.611
Winter	2011/2012	12/25/2011				0.851	0.240	-0.611
Winter	2011/2012	12/26/2011				0.851	0.240	-0.611
Winter	2011/2012	12/27/2011				1.041	0.129	-0.912
Winter	2011/2012	12/28/2011				1.816	0.182	-1.634
Winter	2011/2012	12/29/2011				2.389	0.151	-2.238
Winter	2011/2012	12/30/2011				0.828	0.107	-0.721

Winter	2011/2012	12/31/2011		0.828	0.107	-0.721
Winter	2011/2012	1/1/2012		0.828	0.107	-0.721
Winter	2011/2012	1/2/2012		0.828	0.107	-0.721
Winter	2011/2012	1/3/2012		6.636	0.192	-6.444
Winter	2011/2012	1/4/2012		4.800	0.123	-4.677
Winter	2011/2012	1/5/2012		1.710	0.154	-1.556
Winter	2011/2012	1/6/2012		1.050	0.107	-0.943
Winter	2011/2012	1/7/2012		1.050	0.107	-0.943
Winter	2011/2012	1/8/2012		1.050	0.107	-0.943
Winter	2011/2012	1/9/2012		0.922	0.097	-0.825
Winter	2011/2012	1/10/2012		1.101	0.086	-1.015
Winter	2011/2012	1/11/2012		1.139	0.147	-0.992
Winter	2011/2012	1/12/2012		0.966	0.106	-0.86
Winter	2011/2012	1/13/2012		1.776	0.135	-1.641
Winter	2011/2012	1/14/2012		1.776	0.135	-1.641
Winter	2011/2012	1/15/2012		1.776	0.135	-1.641
Winter	2011/2012	1/16/2012		1.776	0.135	-1.641
Winter	2011/2012	1/17/2012		2.851	0.126	-2.725
Winter	2011/2012	1/18/2012		2.188	0.138	-2.05
Winter	2011/2012	1/19/2012		2.645	0.176	-2.469
Winter	2011/2012	1/20/2012		2.690	0.124	-2.566
Winter	2011/2012	1/21/2012		2.690	0.124	-2.566
Winter	2011/2012	1/22/2012		2.690	0.124	-2.566
Winter	2011/2012	1/23/2012		2.151	0.128	-2.023
Winter	2011/2012	1/24/2012		1.220	0.189	-1.031
Winter	2011/2012	1/25/2012		1.445	0.127	-1.318
Winter	2011/2012	1/26/2012		0.868	0.189	-0.679
Winter	2011/2012	1/27/2012		0.798	0.119	-0.679
Winter	2011/2012	1/28/2012		0.798	0.119	-0.679
Winter	2011/2012	1/29/2012		0.798	0.119	-0.679
Winter	2011/2012	1/30/2012		1.126	0.115	-1.011
Winter	2011/2012	1/31/2012		0.601	0.072	-0.529
Winter	2011/2012	2/1/2012		0.516	0.151	-0.365
Winter	2011/2012	2/2/2012		0.871	0.167	-0.704
Winter	2011/2012	2/3/2012		1.056	0.186	-0.87
Winter	2011/2012	2/4/2012		1.056	0.186	-0.87
Winter	2011/2012	2/5/2012		1.056	0.186	-0.87
Winter	2011/2012	2/6/2012		0.913	0.184	-0.729
Winter	2011/2012	2/7/2012		0.974	0.201	-0.773
Winter	2011/2012	2/8/2012		1.449	0.250	-1.199
Winter	2011/2012	2/9/2012		1.315	0.205	-1.11
Winter	2011/2012	2/10/2012		1.018	0.213	-0.805
Winter	2011/2012	2/11/2012		1.018	0.213	-0.805
Winter	2011/2012	2/12/2012		1.018	0.213	-0.805
Winter	2011/2012	2/13/2012		2.563	0.331	-2.232
Winter	2011/2012	2/14/2012		0.949	0.172	-0.777
Winter	2011/2012	2/15/2012		0.720	0.188	-0.532
Winter	2011/2012	2/16/2012		0.633	0.184	-0.449
Winter	2011/2012	2/17/2012		0.661	0.201	-0.46
Winter	2011/2012	2/18/2012		0.661	0.201	-0.46
Winter	2011/2012	2/19/2012		0.661	0.201	-0.46
Winter	2011/2012	2/20/2012		0.707	0.140	-0.567
Winter	2011/2012	2/21/2012		0.707	0.140	-0.567
Winter	2011/2012	2/22/2012		0.546	0.138	-0.408
Winter	2011/2012	2/23/2012		0.468	0.173	-0.295
Winter	2011/2012	2/24/2012		0.441	0.142	-0.299
Winter	2011/2012	2/25/2012		0.441	0.142	-0.299
Winter	2011/2012	2/26/2012		0.441	0.142	-0.299
Winter	2011/2012	2/27/2012		0.533	0.163	-0.37
Winter	2011/2012	2/28/2012		0.661	0.179	-0.482
Winter	2011/2012	2/29/2012		0.699	0.205	-0.494
Winter	2011/2012	3/1/2012		0.733	0.139	-0.594
Winter	2011/2012	3/2/2012		1.331	0.140	-1.191
Winter	2011/2012	3/3/2012		1.331	0.140	-1.191
Winter	2011/2012	3/4/2012		1.331	0.140	-1.191
Winter	2011/2012	3/5/2012		1.527	0.139	-1.388

Winter	2011/2012	3/6/2012		2.116	0.185	-1.931
Winter	2011/2012	3/7/2012		0.784	0.170	-0.614
Winter	2011/2012	3/8/2012		0.761	0.147	-0.614
Winter	2011/2012	3/9/2012		0.792	0.142	-0.65
Winter	2011/2012	3/10/2012		0.792	0.142	-0.65
Winter	2011/2012	3/11/2012		0.792	0.142	-0.65
Winter	2011/2012	3/12/2012		0.714	0.067	-0.647
Winter	2011/2012	3/13/2012		0.443	0.049	-0.394
Winter	2011/2012	3/14/2012		0.506	0.003	-0.503
Winter	2011/2012	3/15/2012		0.468	0.031	-0.437
Winter	2011/2012	3/16/2012		0.387	0.000	-0.387
Winter	2011/2012	3/17/2012		0.387	0.000	-0.387
Winter	2011/2012	3/18/2012		0.387	0.000	-0.387
Winter	2011/2012	3/19/2012		0.437	-0.040	-0.477
Winter	2011/2012	3/20/2012		0.464	0.066	-0.398
Winter	2011/2012	3/21/2012		0.493	0.053	-0.44
Winter	2011/2012	3/22/2012		0.412	0.033	-0.379
Winter	2011/2012	3/23/2012		0.372	0.008	-0.364
Winter	2011/2012	3/24/2012		0.372	0.008	-0.364
Winter	2011/2012	3/25/2012		0.372	0.008	-0.364
Winter	2011/2012	3/26/2012		0.400	0.009	-0.391
Winter	2011/2012	3/27/2012		0.658	0.140	-0.518
Winter	2011/2012	3/28/2012		0.461	0.115	-0.346
Winter	2011/2012	3/29/2012		0.740	0.128	-0.612
Winter	2011/2012	3/30/2012		0.766	0.155	-0.611
Winter	2011/2012	3/31/2012		0.766	0.155	-0.611
Summer	2011/2012	4/1/2012		0.766	0.155	-0.611
Summer	2011/2012	4/2/2012		0.519	0.171	-0.348
Summer	2011/2012	4/3/2012		0.931	0.135	-0.796
Summer	2011/2012	4/4/2012		1.115	0.215	-0.9
Summer	2011/2012	4/5/2012		0.758	0.189	-0.569
Summer	2011/2012	4/6/2012		0.520	0.162	-0.358
Summer	2011/2012	4/7/2012		0.520	0.162	-0.358
Summer	2011/2012	4/8/2012		0.520	0.162	-0.358
Summer	2011/2012	4/9/2012		0.520	0.162	-0.358
Summer	2011/2012	4/10/2012		0.522	0.167	-0.355
Summer	2011/2012	4/11/2012		0.695	0.131	-0.564
Summer	2011/2012	4/12/2012		0.695	0.128	-0.567
Summer	2011/2012	4/13/2012		0.413	0.172	-0.241
Summer	2011/2012	4/14/2012		0.413	0.172	-0.241
Summer	2011/2012	4/15/2012		0.413	0.172	-0.241
Summer	2011/2012	4/16/2012		0.334	0.109	-0.225
Summer	2011/2012	4/17/2012		0.448	0.190	-0.258
Summer	2011/2012	4/18/2012		0.525	0.142	-0.383
Summer	2011/2012	4/19/2012		0.416	0.123	-0.293
Summer	2011/2012	4/20/2012		0.349	0.111	-0.238
Summer	2011/2012	4/21/2012		0.349	0.111	-0.238
Summer	2011/2012	4/22/2012		0.349	0.111	-0.238
Summer	2011/2012	4/23/2012		0.325	0.091	-0.234
Summer	2011/2012	4/24/2012		0.534	0.114	-0.42
Summer	2011/2012	4/25/2012		0.422	0.183	-0.239
Summer	2011/2012	4/26/2012		0.384	0.161	-0.223
Summer	2011/2012	4/27/2012		0.419	0.143	-0.276
Summer	2011/2012	4/28/2012		0.419	0.143	-0.276
Summer	2011/2012	4/29/2012		0.419	0.143	-0.276
Summer	2011/2012	4/30/2012		0.472	0.176	-0.296
Summer	2011/2012	5/1/2012		0.383	0.156	-0.227
Summer	2011/2012	5/2/2012		0.336	0.153	-0.183
Summer	2011/2012	5/3/2012		0.349	0.156	-0.193
Summer	2011/2012	5/4/2012		0.269	0.132	-0.137
Summer	2011/2012	5/5/2012		0.269	0.132	-0.137
Summer	2011/2012	5/6/2012		0.269	0.132	-0.137
Summer	2011/2012	5/7/2012		0.191	0.011	-0.18
Summer	2011/2012	5/8/2012		0.236	0.056	-0.18
Summer	2011/2012	5/9/2012		0.310	0.079	-0.231
Summer	2011/2012	5/10/2012		0.305	0.058	-0.247

REDACTED

Summer	2011/2012	5/11/2012		0.298	0.045	-0.253
Summer	2011/2012	5/12/2012		0.298	0.045	-0.253
Summer	2011/2012	5/13/2012		0.298	0.045	-0.253
Summer	2011/2012	5/14/2012		0.254	0.008	-0.246
Summer	2011/2012	5/15/2012		0.273	0.057	-0.216
Summer	2011/2012	5/16/2012		0.300	0.057	-0.243
Summer	2011/2012	5/17/2012		0.368	0.114	-0.254
Summer	2011/2012	5/18/2012		0.246	0.054	-0.192
Summer	2011/2012	5/19/2012		0.246	0.054	-0.192
Summer	2011/2012	5/20/2012		0.246	0.054	-0.192
Summer	2011/2012	5/21/2012		0.344	-0.026	-0.37
Summer	2011/2012	5/22/2012		0.244	0.070	-0.174
Summer	2011/2012	5/23/2012		0.263	0.144	-0.119
Summer	2011/2012	5/24/2012		0.294	0.120	-0.174
Summer	2011/2012	5/25/2012		0.307	0.126	-0.181
Summer	2011/2012	5/26/2012		0.307	0.126	-0.181
Summer	2011/2012	5/27/2012		0.307	0.126	-0.181
Summer	2011/2012	5/28/2012		0.307	0.126	-0.181
Summer	2011/2012	5/29/2012		0.226	0.118	-0.108
Summer	2011/2012	5/30/2012		0.356	0.134	-0.222
Summer	2011/2012	5/31/2012		0.303	0.144	-0.159
Summer	2011/2012	6/1/2012		0.260	0.055	-0.205
Summer	2011/2012	6/2/2012		0.260	0.055	-0.205
Summer	2011/2012	6/3/2012		0.260	0.055	-0.205
Summer	2011/2012	6/4/2012		0.175	-0.011	-0.186
Summer	2011/2012	6/5/2012		0.231	0.075	-0.156
Summer	2011/2012	6/6/2012		0.220	0.080	-0.14
Summer	2011/2012	6/7/2012		0.223	0.082	-0.141
Summer	2011/2012	6/8/2012		0.204	0.097	-0.107
Summer	2011/2012	6/9/2012		0.204	0.097	-0.107
Summer	2011/2012	6/10/2012		0.204	0.097	-0.107
Summer	2011/2012	6/11/2012		0.230	0.091	-0.139
Summer	2011/2012	6/12/2012		0.376	0.090	-0.286
Summer	2011/2012	6/13/2012		0.363	0.127	-0.236
Summer	2011/2012	6/14/2012		0.312	0.105	-0.207
Summer	2011/2012	6/15/2012		0.419	0.054	-0.365
Summer	2011/2012	6/16/2012		0.419	0.054	-0.365
Summer	2011/2012	6/17/2012		0.419	0.054	-0.365
Summer	2011/2012	6/18/2012		0.256	0.003	-0.253
Summer	2011/2012	6/19/2012		0.620	0.109	-0.511
Summer	2011/2012	6/20/2012		1.662	0.308	-1.354
Summer	2011/2012	6/21/2012		1.934	0.381	-1.553
Summer	2011/2012	6/22/2012		0.853	0.144	-0.709
Summer	2011/2012	6/23/2012		0.853	0.144	-0.709
Summer	2011/2012	6/24/2012		0.853	0.144	-0.709
Summer	2011/2012	6/25/2012		0.671	0.004	-0.667
Summer	2011/2012	6/26/2012		0.453	0.059	-0.394
Summer	2011/2012	6/27/2012		0.512	0.098	-0.414
Summer	2011/2012	6/28/2012		0.710	0.123	-0.587
Summer	2011/2012	6/29/2012		0.676	0.223	-0.453
Summer	2011/2012	6/30/2012		0.676	0.223	-0.453
Summer	2011/2012	7/1/2012		0.676	0.223	-0.453
Summer	2011/2012	7/2/2012		0.789	0.131	-0.658
Summer	2011/2012	7/3/2012		0.365	0.074	-0.291
Summer	2011/2012	7/4/2012		0.365	0.074	-0.291
Summer	2011/2012	7/5/2012		0.400	0.116	-0.284
Summer	2011/2012	7/6/2012		0.702	0.197	-0.505
Summer	2011/2012	7/7/2012		0.702	0.197	-0.505
Summer	2011/2012	7/8/2012		0.702	0.197	-0.505
Summer	2011/2012	7/9/2012		0.639	0.173	-0.466
Summer	2011/2012	7/10/2012		0.582	0.157	-0.425
Summer	2011/2012	7/11/2012		0.414	0.120	-0.294
Summer	2011/2012	7/12/2012		0.681	0.148	-0.533
Summer	2011/2012	7/13/2012		0.536	0.161	-0.375
Summer	2011/2012	7/14/2012		0.536	0.161	-0.375
Summer	2011/2012	7/15/2012		0.536	0.161	-0.375

Summer	2011/2012	7/16/2012		0.645	0.186	-0.459
Summer	2011/2012	7/17/2012		0.959	0.239	-0.72
Summer	2011/2012	7/18/2012		0.647	0.194	-0.453
Summer	2011/2012	7/19/2012		0.605	0.167	-0.438
Summer	2011/2012	7/20/2012		0.275	0.065	-0.21
Summer	2011/2012	7/21/2012		0.275	0.065	-0.21
Summer	2011/2012	7/22/2012		0.275	0.065	-0.21
Summer	2011/2012	7/23/2012		0.245	0.078	-0.167
Summer	2011/2012	7/24/2012		0.572	0.114	-0.458
Summer	2011/2012	7/25/2012		0.374	0.143	-0.231
Summer	2011/2012	7/26/2012		0.378	0.094	-0.284
Summer	2011/2012	7/27/2012		0.563	0.051	-0.512
Summer	2011/2012	7/28/2012		0.563	0.051	-0.512
Summer	2011/2012	7/29/2012		0.563	0.051	-0.512
Summer	2011/2012	7/30/2012		0.185	0.082	-0.103
Summer	2011/2012	7/31/2012		0.327	0.102	-0.225
Summer	2011/2012	8/1/2012		0.414	0.157	-0.257
Summer	2011/2012	8/2/2012		0.441	0.167	-0.274
Summer	2011/2012	8/3/2012		0.560	0.147	-0.413
Summer	2011/2012	8/4/2012		0.560	0.147	-0.413
Summer	2011/2012	8/5/2012		0.560	0.147	-0.413
Summer	2011/2012	8/6/2012		0.400	0.070	-0.33
Summer	2011/2012	8/7/2012		0.544	0.134	-0.41
Summer	2011/2012	8/8/2012		0.486	0.118	-0.368
Summer	2011/2012	8/9/2012		0.602	0.142	-0.46
Summer	2011/2012	8/10/2012		0.526	0.139	-0.387
Summer	2011/2012	8/11/2012		0.526	0.139	-0.387
Summer	2011/2012	8/12/2012		0.526	0.139	-0.387
Summer	2011/2012	8/13/2012		0.499	0.095	-0.404
Summer	2011/2012	8/14/2012		0.490	0.136	-0.354
Summer	2011/2012	8/15/2012		0.543	0.092	-0.451
Summer	2011/2012	8/16/2012		0.542	0.091	-0.451
Summer	2011/2012	8/17/2012		0.535	0.095	-0.44
Summer	2011/2012	8/18/2012		0.535	0.095	-0.44
Summer	2011/2012	8/19/2012		0.535	0.095	-0.44
Summer	2011/2012	8/20/2012		0.358	-0.022	-0.38
Summer	2011/2012	8/21/2012		0.270	0.006	-0.264
Summer	2011/2012	8/22/2012		0.280	-0.024	-0.304
Summer	2011/2012	8/23/2012		0.299	-0.001	-0.3
Summer	2011/2012	8/24/2012		0.303	0.032	-0.271
Summer	2011/2012	8/25/2012		0.303	0.032	-0.271
Summer	2011/2012	8/26/2012		0.303	0.032	-0.271
Summer	2011/2012	8/27/2012		0.405	-0.013	-0.418
Summer	2011/2012	8/28/2012		0.317	0.033	-0.284
Summer	2011/2012	8/29/2012		0.327	0.013	-0.314
Summer	2011/2012	8/30/2012		0.412	0.095	-0.317
Summer	2011/2012	8/31/2012		0.627	0.049	-0.578
Summer	2011/2012	9/1/2012		0.627	0.049	-0.578
Summer	2011/2012	9/2/2012		0.627	0.049	-0.578
Summer	2011/2012	9/3/2012		0.627	0.049	-0.578
Summer	2011/2012	9/4/2012		0.401	-0.076	-0.477
Summer	2011/2012	9/5/2012		0.749	0.150	-0.599
Summer	2011/2012	9/6/2012		0.824	0.142	-0.682
Summer	2011/2012	9/7/2012		0.768	0.139	-0.629
Summer	2011/2012	9/8/2012		0.768	0.139	-0.629
Summer	2011/2012	9/9/2012		0.768	0.139	-0.629
Summer	2011/2012	9/10/2012		0.416	0.010	-0.406
Summer	2011/2012	9/11/2012		0.481	0.076	-0.405
Summer	2011/2012	9/12/2012		0.683	0.121	-0.562
Summer	2011/2012	9/13/2012		0.506	0.098	-0.408
Summer	2011/2012	9/14/2012		0.373	0.027	-0.346
Summer	2011/2012	9/15/2012		0.373	0.027	-0.346
Summer	2011/2012	9/16/2012		0.373	0.027	-0.346
Summer	2011/2012	9/17/2012		0.307	-0.004	-0.311
Summer	2011/2012	9/18/2012		0.669	0.061	-0.608
Summer	2011/2012	9/19/2012		0.611	0.120	-0.491

Summer	2011/2012	9/20/2012		0.557	0.135	-0.422
Summer	2011/2012	9/21/2012		0.416	0.123	-0.293
Summer	2011/2012	9/22/2012		0.416	0.123	-0.293
Summer	2011/2012	9/23/2012		0.416	0.123	-0.293
Summer	2011/2012	9/24/2012		0.273	-0.042	-0.315
Summer	2011/2012	9/25/2012		0.328	0.079	-0.249
Summer	2011/2012	9/26/2012		0.319	0.110	-0.209
Summer	2011/2012	9/27/2012		0.326	0.118	-0.208
Summer	2011/2012	9/28/2012		0.302	0.040	-0.262
Summer	2011/2012	9/29/2012		0.302	0.040	-0.262
Summer	2011/2012	9/30/2012		0.302	0.040	-0.262
Summer	2011/2012	10/1/2012		0.321	0.062	-0.259
Summer	2011/2012	10/2/2012		0.477	0.050	-0.427
Summer	2011/2012	10/3/2012		0.503	0.027	-0.476
Summer	2011/2012	10/4/2012		0.452	0.065	-0.387
Summer	2011/2012	10/5/2012		0.397	0.062	-0.335
Summer	2011/2012	10/6/2012		0.397	0.062	-0.335
Summer	2011/2012	10/7/2012		0.397	0.062	-0.335
Summer	2011/2012	10/8/2012		0.406	0.084	-0.322
Summer	2011/2012	10/9/2012		0.362	0.072	-0.29
Summer	2011/2012	10/10/2012		0.380	0.059	-0.321
Summer	2011/2012	10/11/2012		0.476	0.079	-0.397
Summer	2011/2012	10/12/2012		0.697	0.068	-0.629
Summer	2011/2012	10/13/2012		0.697	0.068	-0.629
Summer	2011/2012	10/14/2012		0.697	0.068	-0.629
Summer	2011/2012	10/15/2012		0.432	-0.037	-0.469
Summer	2011/2012	10/16/2012		0.740	0.043	-0.697
Summer	2011/2012	10/17/2012		1.101	0.087	-1.014
Summer	2011/2012	10/18/2012		0.708	0.032	-0.676
Summer	2011/2012	10/19/2012		0.600	0.086	-0.514
Summer	2011/2012	10/20/2012		0.600	0.086	-0.514
Summer	2011/2012	10/21/2012		0.600	0.086	-0.514
Summer	2011/2012	10/22/2012		0.372	-0.031	-0.403
Summer	2011/2012	10/23/2012		0.360	0.013	-0.347
Summer	2011/2012	10/24/2012		0.414	0.050	-0.364
Summer	2011/2012	10/25/2012		0.556	0.060	-0.496
Summer	2011/2012	10/26/2012		0.556	0.081	-0.475
Summer	2011/2012	10/27/2012		0.556	0.081	-0.475
Summer	2011/2012	10/28/2012		0.556	0.081	-0.475
Summer	2011/2012	10/29/2012		0.441	0.040	-0.401
Summer	2011/2012	10/30/2012		0.492	0.033	-0.459
Summer	2011/2012	10/31/2012		0.532	-0.056	-0.588
Winter	2012/2013	11/1/2012		0.747	0.057	-0.69
Winter	2012/2013	11/2/2012		0.790	0.070	-0.72
Winter	2012/2013	11/3/2012		0.790	0.070	-0.72
Winter	2012/2013	11/4/2012		0.790	0.070	-0.72
Winter	2012/2013	11/5/2012		1.248	0.126	-1.122
Winter	2012/2013	11/6/2012		2.276	0.162	-2.114
Winter	2012/2013	11/7/2012		2.691	0.315	-2.376
Winter	2012/2013	11/8/2012		3.174	0.287	-2.887
Winter	2012/2013	11/9/2012		2.109	0.116	-1.993
Winter	2012/2013	11/10/2012		2.109	0.116	-1.993
Winter	2012/2013	11/11/2012		2.109	0.116	-1.993
Winter	2012/2013	11/12/2012		1.171	0.023	-1.148
Winter	2012/2013	11/13/2012		1.138	0.239	-0.899
Winter	2012/2013	11/14/2012		2.469	0.280	-2.189
Winter	2012/2013	11/15/2012		2.369	0.093	-2.276
Winter	2012/2013	11/16/2012		1.885	0.063	-1.822
Winter	2012/2013	11/17/2012		1.885	0.063	-1.822
Winter	2012/2013	11/18/2012		1.885	0.063	-1.822
Winter	2012/2013	11/19/2012		1.800	0.056	-1.744
Winter	2012/2013	11/20/2012		2.654	0.179	-2.475
Winter	2012/2013	11/21/2012		2.343	0.128	-2.215
Winter	2012/2013	11/22/2012		2.343	0.128	-2.215
Winter	2012/2013	11/23/2012		2.206	0.110	-2.096
Winter	2012/2013	11/24/2012		2.206	0.110	-2.096

Winter	2012/2013	11/25/2012		2.206	0.110	-2.096
Winter	2012/2013	11/26/2012		2.206	0.110	-2.096
Winter	2012/2013	11/27/2012		2.419	0.225	-2.194
Winter	2012/2013	11/28/2012		2.464	0.212	-2.252
Winter	2012/2013	11/29/2012		2.522	0.149	-2.373
Winter	2012/2013	11/30/2012		2.772	0.202	-2.57
Winter	2012/2013	12/1/2012		2.772	0.202	-2.57
Winter	2012/2013	12/2/2012		2.772	0.202	-2.57
Winter	2012/2013	12/3/2012		1.749	-0.228	-1.977
Winter	2012/2013	12/4/2012		0.906	-0.207	-1.113
Winter	2012/2013	12/5/2012		1.581	-0.220	-1.801
Winter	2012/2013	12/6/2012		2.146	-0.073	-2.219
Winter	2012/2013	12/7/2012		0.984	-0.110	-1.094
Winter	2012/2013	12/8/2012		0.984	-0.110	-1.094
Winter	2012/2013	12/9/2012		0.984	-0.110	-1.094
Winter	2012/2013	12/10/2012		1.147	-0.189	-1.336
Winter	2012/2013	12/11/2012		1.526	-0.156	-1.682
Winter	2012/2013	12/12/2012		1.445	-0.115	-1.56
Winter	2012/2013	12/13/2012		1.189	-0.088	-1.277
Winter	2012/2013	12/14/2012		0.735	-0.068	-0.803
Winter	2012/2013	12/15/2012		0.735	-0.068	-0.803
Winter	2012/2013	12/16/2012		0.735	-0.068	-0.803
Winter	2012/2013	12/17/2012		1.312	-0.203	-1.515
Winter	2012/2013	12/18/2012		0.965	-0.208	-1.173
Winter	2012/2013	12/19/2012		1.025	-0.140	-1.165
Winter	2012/2013	12/20/2012		0.852	-0.124	-0.976
Winter	2012/2013	12/21/2012		0.742	-0.223	-0.965
Winter	2012/2013	12/22/2012		0.742	-0.223	-0.965
Winter	2012/2013	12/23/2012		0.742	-0.223	-0.965
Winter	2012/2013	12/24/2012		1.056	-0.289	-1.345
Winter	2012/2013	12/25/2012		1.056	-0.289	-1.345
Winter	2012/2013	12/26/2012		0.986	-0.257	-1.243
Winter	2012/2013	12/27/2012		1.327	-0.250	-1.577
Winter	2012/2013	12/28/2012		3.334	-0.178	-3.512
Winter	2012/2013	12/29/2012		3.334	-0.178	-3.512
Winter	2012/2013	12/30/2012		3.334	-0.178	-3.512
Winter	2012/2013	12/31/2012		5.681	-0.126	-5.807
Winter	2012/2013	1/1/2013		5.681	-0.126	-5.807
Winter	2012/2013	1/2/2013		12.140	-0.231	-12.371
Winter	2012/2013	1/3/2013		5.457	-0.227	-5.684
Winter	2012/2013	1/4/2013		2.857	-0.149	-3.006
Winter	2012/2013	1/5/2013		2.857	-0.149	-3.006
Winter	2012/2013	1/6/2013		2.857	-0.149	-3.006
Winter	2012/2013	1/7/2013		2.208	-0.179	-2.387
Winter	2012/2013	1/8/2013		1.038	-0.130	-1.168
Winter	2012/2013	1/9/2013		0.960	-0.095	-1.055
Winter	2012/2013	1/10/2013		0.981	-0.134	-1.115
Winter	2012/2013	1/11/2013		0.870	-0.127	-0.997
Winter	2012/2013	1/12/2013		0.870	-0.127	-0.997
Winter	2012/2013	1/13/2013		0.870	-0.127	-0.997
Winter	2012/2013	1/14/2013		0.193	-0.195	-0.388
Winter	2012/2013	1/15/2013		1.548	-0.052	-1.6
Winter	2012/2013	1/16/2013		2.490	-0.006	-2.496
Winter	2012/2013	1/17/2013		3.707	-0.033	-3.74
Winter	2012/2013	1/18/2013		4.932	0.026	-4.906
Winter	2012/2013	1/19/2013		4.932	0.026	-4.906
Winter	2012/2013	1/20/2013		4.932	0.026	-4.906
Winter	2012/2013	1/21/2013		8.558	0.000	-8.558
Winter	2012/2013	1/22/2013		8.558	0.000	-8.558
Winter	2012/2013	1/23/2013		15.352	-0.090	-15.442
Winter	2012/2013	1/24/2013		30.989	-0.097	-31.086
Winter	2012/2013	1/25/2013		31.028	-0.067	-31.095
Winter	2012/2013	1/26/2013		31.028	-0.067	-31.095
Winter	2012/2013	1/27/2013		31.028	-0.067	-31.095
Winter	2012/2013	1/28/2013		9.587	-0.107	-9.694
Winter	2012/2013	1/29/2013		0.658	-0.061	-0.719

Winter	2012/2013	1/30/2013		0.383	-0.113	-0.496
Winter	2012/2013	1/31/2013		1.399	-0.009	-1.408
Winter	2012/2013	2/1/2013		11.172	-0.080	-11.252
Winter	2012/2013	2/2/2013		11.172	-0.080	-11.252
Winter	2012/2013	2/3/2013		11.172	-0.080	-11.252
Winter	2012/2013	2/4/2013		6.670	-0.070	-6.74
Winter	2012/2013	2/5/2013		9.968	-0.058	-10.026
Winter	2012/2013	2/6/2013		6.957	-0.083	-7.04
Winter	2012/2013	2/7/2013		3.313	-0.006	-3.319
Winter	2012/2013	2/8/2013		6.698	0.020	-6.678
Winter	2012/2013	2/9/2013		6.698	0.020	-6.678
Winter	2012/2013	2/10/2013		6.698	0.020	-6.678
Winter	2012/2013	2/11/2013		19.243	-0.037	-19.28
Winter	2012/2013	2/12/2013		2.643	-0.022	-2.665
Winter	2012/2013	2/13/2013		2.640	-0.015	-2.655
Winter	2012/2013	2/14/2013		2.080	0.012	-2.068
Winter	2012/2013	2/15/2013		1.523	0.007	-1.516
Winter	2012/2013	2/16/2013		1.523	0.007	-1.516
Winter	2012/2013	2/17/2013		1.523	0.007	-1.516
Winter	2012/2013	2/18/2013		10.296	-0.024	-10.32
Winter	2012/2013	2/19/2013		10.296	-0.024	-10.32
Winter	2012/2013	2/20/2013		8.742	-0.002	-8.744
Winter	2012/2013	2/21/2013		12.870	0.046	-12.824
Winter	2012/2013	2/22/2013		1.077	0.042	-1.035
Winter	2012/2013	2/23/2013		1.077	0.042	-1.035
Winter	2012/2013	2/24/2013		1.077	0.042	-1.035
Winter	2012/2013	2/25/2013		0.329	-0.008	-0.337
Winter	2012/2013	2/26/2013		0.472	0.013	-0.459
Winter	2012/2013	2/27/2013		0.438	-0.017	-0.455
Winter	2012/2013	2/28/2013		0.467	0.007	-0.46
Winter	2012/2013	3/1/2013		1.199	0.006	-1.193
Winter	2012/2013	3/2/2013		1.199	0.006	-1.193
Winter	2012/2013	3/3/2013		1.199	0.006	-1.193
Winter	2012/2013	3/4/2013		1.105	0.011	-1.094
Winter	2012/2013	3/5/2013		1.585	0.027	-1.558
Winter	2012/2013	3/6/2013		2.102	0.032	-2.07
Winter	2012/2013	3/7/2013		2.680	0.057	-2.623
Winter	2012/2013	3/8/2013		3.063	0.012	-3.051
Winter	2012/2013	3/9/2013		3.063	0.012	-3.051
Winter	2012/2013	3/10/2013		3.063	0.012	-3.051
Winter	2012/2013	3/11/2013		1.629	-0.087	-1.716
Winter	2012/2013	3/12/2013		1.160	-0.048	-1.208
Winter	2012/2013	3/13/2013		1.516	0.010	-1.506
Winter	2012/2013	3/14/2013		2.128	0.025	-2.103
Winter	2012/2013	3/15/2013		2.219	0.029	-2.19
Winter	2012/2013	3/16/2013		2.219	0.029	-2.19
Winter	2012/2013	3/17/2013		2.219	0.029	-2.19
Winter	2012/2013	3/18/2013		2.068	0.022	-2.046
Winter	2012/2013	3/19/2013		2.094	0.051	-2.043
Winter	2012/2013	3/20/2013		2.780	0.044	-2.736
Winter	2012/2013	3/21/2013		2.590	0.031	-2.559
Winter	2012/2013	3/22/2013		2.196	0.013	-2.183
Winter	2012/2013	3/23/2013		2.196	0.013	-2.183
Winter	2012/2013	3/24/2013		2.196	0.013	-2.183
Winter	2012/2013	3/25/2013		1.740	0.027	-1.713
Winter	2012/2013	3/26/2013		1.352	-0.057	-1.409
Winter	2012/2013	3/27/2013		1.322	-0.050	-1.372
Winter	2012/2013	3/28/2013		0.612	-0.156	-0.768
Winter	2012/2013	3/29/2013		0.612	-0.156	-0.768
Winter	2012/2013	3/30/2013		0.612	-0.156	-0.768
Winter	2012/2013	3/31/2013		0.612	-0.156	-0.768
Summer	2012/2013	4/1/2013		1.148	-0.037	-1.185
Summer	2012/2013	4/2/2013		2.861	0.046	-2.815
Summer	2012/2013	4/3/2013		2.484	0.072	-2.412
Summer	2012/2013	4/4/2013		1.354	-0.001	-1.355
Summer	2012/2013	4/5/2013		1.081	-0.016	-1.097

Summer	2012/2013	4/6/2013		1.081	-0.016	-1.097
Summer	2012/2013	4/7/2013		1.081	-0.016	-1.097
Summer	2012/2013	4/8/2013		1.035	-0.149	-1.184
Summer	2012/2013	4/9/2013		0.438	-0.325	-0.763
Summer	2012/2013	4/10/2013		0.443	-0.288	-0.731
Summer	2012/2013	4/11/2013		0.799	-0.090	-0.889
Summer	2012/2013	4/12/2013		1.081	0.003	-1.078
Summer	2012/2013	4/13/2013		1.081	0.003	-1.078
Summer	2012/2013	4/14/2013		1.081	0.003	-1.078
Summer	2012/2013	4/15/2013		0.787	-0.159	-0.946
Summer	2012/2013	4/16/2013		0.842	-0.051	-0.893
Summer	2012/2013	4/17/2013		0.637	-0.024	-0.661
Summer	2012/2013	4/18/2013		0.620	-0.036	-0.656
Summer	2012/2013	4/19/2013		0.549	-0.104	-0.653
Summer	2012/2013	4/20/2013		0.549	-0.104	-0.653
Summer	2012/2013	4/21/2013		0.549	-0.104	-0.653
Summer	2012/2013	4/22/2013		1.022	-0.089	-1.111
Summer	2012/2013	4/23/2013		0.775	-0.052	-0.827
Summer	2012/2013	4/24/2013		0.805	-0.010	-0.815
Summer	2012/2013	4/25/2013		0.810	0.017	-0.793
Summer	2012/2013	4/26/2013		0.836	-0.018	-0.854
Summer	2012/2013	4/27/2013		0.836	-0.018	-0.854
Summer	2012/2013	4/28/2013		0.836	-0.018	-0.854
Summer	2012/2013	4/29/2013		0.560	-0.205	-0.765
Summer	2012/2013	4/30/2013		0.518	-0.083	-0.601
Summer	2012/2013	5/1/2013		0.435	-0.077	-0.512
Summer	2012/2013	5/2/2013		0.550	-0.056	-0.606
Summer	2012/2013	5/3/2013		0.498	-0.050	-0.548
Summer	2012/2013	5/4/2013		0.498	-0.050	-0.548
Summer	2012/2013	5/5/2013		0.498	-0.050	-0.548
Summer	2012/2013	5/6/2013		0.567	-0.225	-0.792
Summer	2012/2013	5/7/2013		0.566	-0.062	-0.628
Summer	2012/2013	5/8/2013		0.672	0.005	-0.667
Summer	2012/2013	5/9/2013		0.773	0.047	-0.726
Summer	2012/2013	5/10/2013		0.663	0.053	-0.61
Summer	2012/2013	5/11/2013		0.663	0.053	-0.61
Summer	2012/2013	5/12/2013		0.663	0.053	-0.61
Summer	2012/2013	5/13/2013		0.510	0.022	-0.488
Summer	2012/2013	5/14/2013		0.895	0.065	-0.83
Summer	2012/2013	5/15/2013		0.651	0.056	-0.595
Summer	2012/2013	5/16/2013		0.567	0.023	-0.544
Summer	2012/2013	5/17/2013		0.561	0.011	-0.55
Summer	2012/2013	5/18/2013		0.561	0.011	-0.55
Summer	2012/2013	5/19/2013		0.561	0.011	-0.55
Summer	2012/2013	5/20/2013		0.473	-0.068	-0.541
Summer	2012/2013	5/21/2013		0.589	-0.005	-0.594
Summer	2012/2013	5/22/2013		0.640	0.042	-0.598
Summer	2012/2013	5/23/2013		0.611	0.027	-0.584
Summer	2012/2013	5/24/2013		0.482	-0.097	-0.579
Summer	2012/2013	5/25/2013		0.482	-0.097	-0.579
Summer	2012/2013	5/26/2013		0.482	-0.097	-0.579
Summer	2012/2013	5/27/2013		0.482	-0.097	-0.579
Summer	2012/2013	5/28/2013		-0.094	-0.349	-0.255
Summer	2012/2013	5/29/2013		0.474	-0.064	-0.538
Summer	2012/2013	5/30/2013		1.145	0.089	-1.056
Summer	2012/2013	5/31/2013		1.230	0.096	-1.134
Summer	2012/2013	6/1/2013		1.230	0.096	-1.134
Summer	2012/2013	6/2/2013		1.230	0.096	-1.134
Summer	2012/2013	6/3/2013		0.835	-0.063	-0.898
Summer	2012/2013	6/4/2013		0.416	-0.107	-0.523
Summer	2012/2013	6/5/2013		0.327	-0.128	-0.455
Summer	2012/2013	6/6/2013		0.321	-0.084	-0.405
Summer	2012/2013	6/7/2013		0.038	-0.152	-0.19
Summer	2012/2013	6/8/2013		0.038	-0.152	-0.19
Summer	2012/2013	6/9/2013		0.038	-0.152	-0.19
Summer	2012/2013	6/10/2013		0.040	-0.240	-0.28

Summer	2012/2013	6/11/2013		0.498	-0.094	-0.592
Summer	2012/2013	6/12/2013		0.334	-0.016	-0.35
Summer	2012/2013	6/13/2013		0.331	-0.009	-0.34
Summer	2012/2013	6/14/2013		0.303	-0.179	-0.482
Summer	2012/2013	6/15/2013		0.303	-0.179	-0.482
Summer	2012/2013	6/16/2013		0.303	-0.179	-0.482
Summer	2012/2013	6/17/2013		0.263	-0.313	-0.576
Summer	2012/2013	6/18/2013		0.363	-0.172	-0.535
Summer	2012/2013	6/19/2013		0.328	-0.160	-0.488
Summer	2012/2013	6/20/2013		0.375	-0.122	-0.497
Summer	2012/2013	6/21/2013		0.316	-0.348	-0.664
Summer	2012/2013	6/22/2013		0.316	-0.348	-0.664
Summer	2012/2013	6/23/2013		0.316	-0.348	-0.664
Summer	2012/2013	6/24/2013		0.381	-0.394	-0.775
Summer	2012/2013	6/25/2013		1.074	-0.112	-1.186
Summer	2012/2013	6/26/2013		0.989	-0.192	-1.181
Summer	2012/2013	6/27/2013		0.487	-0.520	-1.007
Summer	2012/2013	6/28/2013		0.373	-0.592	-0.965
Summer	2012/2013	6/29/2013		0.373	-0.592	-0.965
Summer	2012/2013	6/30/2013		0.373	-0.592	-0.965
Summer	2012/2013	7/1/2013		0.489	-0.670	-1.159
Summer	2012/2013	7/2/2013		0.524	-1.068	-1.592
Summer	2012/2013	7/3/2013		0.513	-0.818	-1.331
Summer	2012/2013	7/4/2013		0.513	-0.818	-1.331
Summer	2012/2013	7/5/2013		0.692	-0.868	-1.56
Summer	2012/2013	7/6/2013		0.692	-0.868	-1.56
Summer	2012/2013	7/7/2013		0.692	-0.868	-1.56
Summer	2012/2013	7/8/2013		1.215	-0.746	-1.961
Summer	2012/2013	7/9/2013		0.858	-0.596	-1.454
Summer	2012/2013	7/10/2013		0.855	-0.273	-1.128
Summer	2012/2013	7/11/2013		0.631	-0.457	-1.088
Summer	2012/2013	7/12/2013		0.502	-0.463	-0.965
Summer	2012/2013	7/13/2013		0.502	-0.463	-0.965
Summer	2012/2013	7/14/2013		0.502	-0.463	-0.965
Summer	2012/2013	7/15/2013		0.540	-0.406	-0.946
Summer	2012/2013	7/16/2013		2.141	-0.722	-2.863
Summer	2012/2013	7/17/2013		2.560	-0.730	-3.29
Summer	2012/2013	7/18/2013		1.681	-0.726	-2.407
Summer	2012/2013	7/19/2013		1.331	-0.701	-2.032
Summer	2012/2013	7/20/2013		1.331	-0.701	-2.032
Summer	2012/2013	7/21/2013		1.331	-0.701	-2.032
Summer	2012/2013	7/22/2013		0.687	-0.837	-1.524
Summer	2012/2013	7/23/2013		0.569	-0.666	-1.235
Summer	2012/2013	7/24/2013		0.653	-0.657	-1.31
Summer	2012/2013	7/25/2013		0.609	-0.793	-1.402
Summer	2012/2013	7/26/2013		0.617	-0.923	-1.54
Summer	2012/2013	7/27/2013		0.617	-0.923	-1.54
Summer	2012/2013	7/28/2013		0.617	-0.923	-1.54
Summer	2012/2013	7/29/2013		0.544	-0.977	-1.521
Summer	2012/2013	7/30/2013		0.578	-1.049	-1.627
Summer	2012/2013	7/31/2013		0.576	-0.659	-1.235
Summer	2012/2013	8/1/2013		0.545	-0.623	-1.168
Summer	2012/2013	8/2/2013		0.465	-0.877	-1.342
Summer	2012/2013	8/3/2013		0.465	-0.877	-1.342
Summer	2012/2013	8/4/2013		0.465	-0.877	-1.342
Summer	2012/2013	8/5/2013		0.465	-1.355	-1.82
Summer	2012/2013	8/6/2013		0.400	-1.100	-1.5
Summer	2012/2013	8/7/2013		0.460	-1.723	-2.183
Summer	2012/2013	8/8/2013		0.375	-1.647	-2.022
Summer	2012/2013	8/9/2013		0.562	-2.084	-2.646
Summer	2012/2013	8/10/2013		0.562	-2.084	-2.646
Summer	2012/2013	8/11/2013		0.562	-2.084	-2.646
Summer	2012/2013	8/12/2013		0.475	-1.580	-2.055
Summer	2012/2013	8/13/2013		0.598	-0.816	-1.414
Summer	2012/2013	8/14/2013		0.509	-0.681	-1.19
Summer	2012/2013	8/15/2013		0.490	-0.553	-1.043

Summer	2012/2013	8/16/2013		0.433	-0.665	-1.098
Summer	2012/2013	8/17/2013		0.433	-0.665	-1.098
Summer	2012/2013	8/18/2013		0.433	-0.665	-1.098
Summer	2012/2013	8/19/2013		0.470	-0.696	-1.166
Summer	2012/2013	8/20/2013		0.360	-0.699	-1.059
Summer	2012/2013	8/21/2013		0.766	-0.535	-1.301
Summer	2012/2013	8/22/2013		0.625	-0.466	-1.091
Summer	2012/2013	8/23/2013		0.510	-0.723	-1.233
Summer	2012/2013	8/24/2013		0.510	-0.723	-1.233
Summer	2012/2013	8/25/2013		0.510	-0.723	-1.233
Summer	2012/2013	8/26/2013		0.447	-1.542	-1.989
Summer	2012/2013	8/27/2013		0.567	-1.533	-2.1
Summer	2012/2013	8/28/2013		0.605	-0.888	-1.493
Summer	2012/2013	8/29/2013		0.559	-1.003	-1.562
Summer	2012/2013	8/30/2013		0.651	-0.989	-1.64
Summer	2012/2013	8/31/2013		0.651	-0.989	-1.64
Summer	2012/2013	9/1/2013		0.651	-0.989	-1.64
Summer	2012/2013	9/2/2013		0.651	-0.989	-1.64
Summer	2012/2013	9/3/2013		0.610	-2.140	-2.75
Summer	2012/2013	9/4/2013		0.578	-1.967	-2.545
Summer	2012/2013	9/5/2013		0.542	-1.802	-2.344
Summer	2012/2013	9/6/2013		0.461	-1.817	-2.278
Summer	2012/2013	9/7/2013		0.461	-1.817	-2.278
Summer	2012/2013	9/8/2013		0.461	-1.817	-2.278
Summer	2012/2013	9/9/2013		0.356	-1.935	-2.291
Summer	2012/2013	9/10/2013		0.464	-1.554	-2.018
Summer	2012/2013	9/11/2013		0.850	-1.754	-2.604
Summer	2012/2013	9/12/2013		0.659	-1.888	-2.547
Summer	2012/2013	9/13/2013		0.456	-1.960	-2.416
Summer	2012/2013	9/14/2013		0.456	-1.960	-2.416
Summer	2012/2013	9/15/2013		0.456	-1.960	-2.416
Summer	2012/2013	9/16/2013		0.516	-2.493	-3.009
Summer	2012/2013	9/17/2013		0.414	-2.493	-2.907
Summer	2012/2013	9/18/2013		0.330	-2.520	-2.85
Summer	2012/2013	9/19/2013		0.352	-1.968	-2.32
Summer	2012/2013	9/20/2013		0.369	-1.867	-2.236
Summer	2012/2013	9/21/2013		0.369	-1.867	-2.236
Summer	2012/2013	9/22/2013		0.369	-1.867	-2.236
Summer	2012/2013	9/23/2013		0.290	-1.840	-2.13
Summer	2012/2013	9/24/2013		0.331	-1.335	-1.666
Summer	2012/2013	9/25/2013		0.325	-1.318	-1.643
Summer	2012/2013	9/26/2013		0.322	-0.371	-0.693
Summer	2012/2013	9/27/2013		0.189	-0.332	-0.521
Summer	2012/2013	9/28/2013		0.189	-0.332	-0.521
Summer	2012/2013	9/29/2013		0.189	-0.332	-0.521
Summer	2012/2013	9/30/2013		0.133	-0.616	-0.749
Summer	2012/2013	10/1/2013		0.220	-0.764	-0.984
Summer	2012/2013	10/2/2013		0.540	-0.668	-1.208
Summer	2012/2013	10/3/2013		0.421	-0.843	-1.264
Summer	2012/2013	10/4/2013		0.249	-0.981	-1.23
Summer	2012/2013	10/5/2013		0.249	-0.981	-1.23
Summer	2012/2013	10/6/2013		0.249	-0.981	-1.23
Summer	2012/2013	10/7/2013		0.115	-2.048	-2.163
Summer	2012/2013	10/8/2013		0.213	-1.390	-1.603
Summer	2012/2013	10/9/2013		0.271	-1.559	-1.83
Summer	2012/2013	10/10/2013		0.259	-1.670	-1.929
Summer	2012/2013	10/11/2013		0.239	-1.643	-1.882
Summer	2012/2013	10/12/2013		0.239	-1.643	-1.882
Summer	2012/2013	10/13/2013		0.239	-1.643	-1.882
Summer	2012/2013	10/14/2013		0.166	-1.982	-2.148
Summer	2012/2013	10/15/2013		0.111	-1.819	-1.93
Summer	2012/2013	10/16/2013		0.140	-2.109	-2.249
Summer	2012/2013	10/17/2013		0.136	-2.160	-2.296
Summer	2012/2013	10/18/2013		0.191	-2.065	-2.256
Summer	2012/2013	10/19/2013		0.191	-2.065	-2.256
Summer	2012/2013	10/20/2013		0.191	-2.065	-2.256

Summer	2012/2013	10/21/2013		0.180	-2.070	-2.25
Summer	2012/2013	10/22/2013		0.282	-1.769	-2.051
Summer	2012/2013	10/23/2013		0.369	-1.179	-1.548
Summer	2012/2013	10/24/2013		0.683	-0.742	-1.425
Summer	2012/2013	10/25/2013		0.535	-0.289	-0.824
Summer	2012/2013	10/26/2013		0.535	-0.289	-0.824
Summer	2012/2013	10/27/2013		0.535	-0.289	-0.824
Summer	2012/2013	10/28/2013		0.424	-0.566	-0.99
Summer	2012/2013	10/29/2013		0.539	-0.420	-0.959
Summer	2012/2013	10/30/2013		0.491	-1.226	-1.717
Summer	2012/2013	10/31/2013		0.346	-0.854	-1.2
Winter	2013/2014	11/1/2013		0.182	-0.882	-1.064
Winter	2013/2014	11/2/2013		0.182	-0.882	-1.064
Winter	2013/2014	11/3/2013		0.182	-0.882	-1.064
Winter	2013/2014	11/4/2013		0.277	-0.532	-0.809
Winter	2013/2014	11/5/2013		0.454	-0.376	-0.83
Winter	2013/2014	11/6/2013		0.281	-0.578	-0.859
Winter	2013/2014	11/7/2013		0.246	-0.555	-0.801
Winter	2013/2014	11/8/2013		0.265	-0.486	-0.751
Winter	2013/2014	11/9/2013		0.265	-0.486	-0.751
Winter	2013/2014	11/10/2013		0.265	-0.486	-0.751
Winter	2013/2014	11/11/2013		0.256	-0.486	-0.742
Winter	2013/2014	11/12/2013		0.815	-0.404	-1.219
Winter	2013/2014	11/13/2013		1.028	-0.484	-1.512
Winter	2013/2014	11/14/2013		0.482	-0.561	-1.043
Winter	2013/2014	11/15/2013		0.271	-0.786	-1.057
Winter	2013/2014	11/16/2013		0.271	-0.786	-1.057
Winter	2013/2014	11/17/2013		0.271	-0.786	-1.057
Winter	2013/2014	11/18/2013		0.171	-1.089	-1.26
Winter	2013/2014	11/19/2013		0.441	-0.876	-1.317
Winter	2013/2014	11/20/2013		0.563	-0.457	-1.02
Winter	2013/2014	11/21/2013		0.506	-0.398	-0.904
Winter	2013/2014	11/22/2013		0.441	-0.508	-0.949
Winter	2013/2014	11/23/2013		0.441	-0.508	-0.949
Winter	2013/2014	11/24/2013		0.441	-0.508	-0.949
Winter	2013/2014	11/25/2013		2.925	-0.573	-3.498
Winter	2013/2014	11/26/2013		0.416	-0.615	-1.031
Winter	2013/2014	11/27/2013		0.898	-0.647	-1.545
Winter	2013/2014	11/28/2013		0.898	-0.647	-1.545
Winter	2013/2014	11/29/2013		0.898	-0.647	-1.545
Winter	2013/2014	11/30/2013		0.898	-0.647	-1.545
Winter	2013/2014	12/1/2013		0.898	-0.647	-1.545
Winter	2013/2014	12/2/2013		0.760	-0.977	-1.737
Winter	2013/2014	12/3/2013		0.957	-0.866	-1.823
Winter	2013/2014	12/4/2013		0.519	-0.590	-1.109
Winter	2013/2014	12/5/2013		0.366	-0.690	-1.056
Winter	2013/2014	12/6/2013		0.572	-0.783	-1.355
Winter	2013/2014	12/7/2013		0.572	-0.783	-1.355
Winter	2013/2014	12/8/2013		0.572	-0.783	-1.355
Winter	2013/2014	12/9/2013		1.000	-0.776	-1.776
Winter	2013/2014	12/10/2013		3.258	-1.097	-4.355
Winter	2013/2014	12/11/2013		16.484	-0.825	-17.309
Winter	2013/2014	12/12/2013		12.346	-1.059	-13.405
Winter	2013/2014	12/13/2013		11.542	-0.890	-12.432
Winter	2013/2014	12/14/2013		11.542	-0.890	-12.432
Winter	2013/2014	12/15/2013		11.542	-0.890	-12.432
Winter	2013/2014	12/16/2013		12.521	-1.020	-13.541
Winter	2013/2014	12/17/2013		10.552	-0.807	-11.359
Winter	2013/2014	12/18/2013		3.161	-0.811	-3.972
Winter	2013/2014	12/19/2013		1.300	-0.711	-2.011
Winter	2013/2014	12/20/2013		0.708	-0.769	-1.477
Winter	2013/2014	12/21/2013		0.708	-0.769	-1.477
Winter	2013/2014	12/22/2013		0.708	-0.769	-1.477
Winter	2013/2014	12/23/2013		0.430	-1.875	-2.305
Winter	2013/2014	12/24/2013		1.426	-1.317	-2.743
Winter	2013/2014	12/25/2013		1.426	-1.317	-2.743

Winter	2013/2014	12/26/2013	0.917	-1.393	-2.31
Winter	2013/2014	12/27/2013	0.809	-0.815	-1.624
Winter	2013/2014	12/28/2013	0.809	-0.815	-1.624
Winter	2013/2014	12/29/2013	0.809	-0.815	-1.624
Winter	2013/2014	12/30/2013	1.354	-1.253	-2.607
Winter	2013/2014	12/31/2013	7.592	-0.856	-8.448
Winter	2013/2014	1/1/2014	7.592	-0.856	-8.448
Winter	2013/2014	1/2/2014	12.648	-2.657	-15.305
Winter	2013/2014	1/3/2014	31.271	-1.722	-32.993
Winter	2013/2014	1/4/2014	31.271	-1.722	-32.993
Winter	2013/2014	1/5/2014	31.271	-1.722	-32.993
Winter	2013/2014	1/6/2014	7.672	-2.181	-9.853
Winter	2013/2014	1/7/2014	34.272	-0.316	-34.588
Winter	2013/2014	1/8/2014	18.917	-0.209	-19.126
Winter	2013/2014	1/9/2014	4.774	-0.671	-5.445
Winter	2013/2014	1/10/2014	1.199	-0.573	-1.772
Winter	2013/2014	1/11/2014	1.199	-0.573	-1.772
Winter	2013/2014	1/12/2014	1.199	-0.573	-1.772
Winter	2013/2014	1/13/2014	0.702	-1.101	-1.803
Winter	2013/2014	1/14/2014	0.924	-0.455	-1.379
Winter	2013/2014	1/15/2014	0.789	-0.842	-1.631
Winter	2013/2014	1/16/2014	0.905	-0.717	-1.622
Winter	2013/2014	1/17/2014	1.104	-0.732	-1.836
Winter	2013/2014	1/18/2014	1.104	-0.732	-1.836
Winter	2013/2014	1/19/2014	1.104	-0.732	-1.836
Winter	2013/2014	1/20/2014	1.104	-0.732	-1.836
Winter	2013/2014	1/21/2014	15.110	-0.260	-15.37
Winter	2013/2014	1/22/2014	35.590	0.925	-34.665
Winter	2013/2014	1/23/2014	65.681	1.578	-64.103
Winter	2013/2014	1/24/2014	27.624	-0.031	-27.655
Winter	2013/2014	1/25/2014	27.624	-0.031	-27.655
Winter	2013/2014	1/26/2014	27.624	-0.031	-27.655
Winter	2013/2014	1/27/2014	40.835	1.335	-39.5
Winter	2013/2014	1/28/2014	71.973	1.691	-70.282
Winter	2013/2014	1/29/2014	18.451	1.249	-17.202
Winter	2013/2014	1/30/2014	6.744	0.524	-6.22
Winter	2013/2014	1/31/2014	2.675	-0.594	-3.269
Winter	2013/2014	2/1/2014	2.675	-0.594	-3.269
Winter	2013/2014	2/2/2014	2.675	-0.594	-3.269
Winter	2013/2014	2/3/2014	4.710	-2.772	-7.482
Winter	2013/2014	2/4/2014	4.032	-1.889	-5.921
Winter	2013/2014	2/5/2014	7.975	-2.644	-10.619
Winter	2013/2014	2/6/2014	13.885	-4.876	-18.761
Winter	2013/2014	2/7/2014	9.412	-3.978	-13.39
Winter	2013/2014	2/8/2014	9.412	-3.978	-13.39
Winter	2013/2014	2/9/2014	9.412	-3.978	-13.39
Winter	2013/2014	2/10/2014	14.830	-3.812	-18.642
Winter	2013/2014	2/11/2014	17.103	-5.347	-22.45
Winter	2013/2014	2/12/2014	14.646	-4.462	-19.108
Winter	2013/2014	2/13/2014	8.670	-3.270	-11.94
Winter	2013/2014	2/14/2014	7.914	-2.487	-10.401
Winter	2013/2014	2/15/2014	7.914	-2.487	-10.401
Winter	2013/2014	2/16/2014	7.914	-2.487	-10.401
Winter	2013/2014	2/17/2014	11.458	-2.710	-14.168
Winter	2013/2014	2/18/2014	11.458	-2.710	-14.168
Winter	2013/2014	2/19/2014	8.200	-1.759	-9.959
Winter	2013/2014	2/20/2014	8.913	-1.613	-10.526
Winter	2013/2014	2/21/2014	8.835	-0.573	-9.408
Winter	2013/2014	2/22/2014	8.835	-0.573	-9.408
Winter	2013/2014	2/23/2014	8.835	-0.573	-9.408
Winter	2013/2014	2/24/2014	13.012	0.262	-12.75
Winter	2013/2014	2/25/2014	17.975	1.175	-16.8
Winter	2013/2014	2/26/2014	18.213	-1.500	-19.713
Winter	2013/2014	2/27/2014	22.867	-1.037	-23.904
Winter	2013/2014	2/28/2014	20.886	-0.174	-21.06
Winter	2013/2014	3/1/2014	20.886	-0.174	-21.06

Winter	2013/2014	3/2/2014	20.886	-0.174	-21.06
Winter	2013/2014	3/3/2014	28.446	-1.471	-29.917
Winter	2013/2014	3/4/2014	31.819	0.158	-31.661
Winter	2013/2014	3/5/2014	16.545	0.017	-16.528
Winter	2013/2014	3/6/2014	10.743	-1.618	-12.361
Winter	2013/2014	3/7/2014	6.615	-1.572	-8.187
Winter	2013/2014	3/8/2014	6.615	-1.572	-8.187
Winter	2013/2014	3/9/2014	6.615	-1.572	-8.187
Winter	2013/2014	3/10/2014	11.143	-2.053	-13.196
Winter	2013/2014	3/11/2014	2.079	-1.004	-3.083
Winter	2013/2014	3/12/2014	3.516	0.017	-3.499
Winter	2013/2014	3/13/2014	11.505	0.239	-11.266
Winter	2013/2014	3/14/2014	1.340	-0.774	-2.114
Winter	2013/2014	3/15/2014	1.340	-0.774	-2.114
Winter	2013/2014	3/16/2014	1.340	-0.774	-2.114
Winter	2013/2014	3/17/2014	5.597	-0.532	-6.129
Winter	2013/2014	3/18/2014	1.726	-0.534	-2.26
Winter	2013/2014	3/19/2014	1.708	-1.621	-3.329
Winter	2013/2014	3/20/2014	1.176	-1.601	-2.777
Winter	2013/2014	3/21/2014	1.060	-1.931	-2.991
Winter	2013/2014	3/22/2014	1.060	-1.931	-2.991
Winter	2013/2014	3/23/2014	1.060	-1.931	-2.991
Winter	2013/2014	3/24/2014	2.423	-1.559	-3.982
Winter	2013/2014	3/25/2014	3.231	-1.195	-4.426
Winter	2013/2014	3/26/2014	4.963	0.421	-4.542
Winter	2013/2014	3/27/2014	2.210	0.107	-2.103
Winter	2013/2014	3/28/2014	0.736	-0.657	-1.393
Winter	2013/2014	3/29/2014	0.736	-0.657	-1.393
Winter	2013/2014	3/30/2014	0.736	-0.657	-1.393
Winter	2013/2014	3/31/2014	0.604	-1.801	-2.405
Summer	2013/2014	4/1/2014	1.395	-1.480	-2.875
Summer	2013/2014	4/2/2014	0.830	-0.703	-1.533
Summer	2013/2014	4/3/2014	0.745	-0.480	-1.225
Summer	2013/2014	4/4/2014	0.732	-0.612	-1.344
Summer	2013/2014	4/5/2014	0.732	-0.612	-1.344
Summer	2013/2014	4/6/2014	0.732	-0.612	-1.344
Summer	2013/2014	4/7/2014	0.509	-0.611	-1.12
Summer	2013/2014	4/8/2014	0.272	-0.466	-0.738
Summer	2013/2014	4/9/2014	0.677	-0.483	-1.16
Summer	2013/2014	4/10/2014	0.335	-0.512	-0.847
Summer	2013/2014	4/11/2014	0.185	-0.759	-0.944
Summer	2013/2014	4/12/2014	0.185	-0.759	-0.944
Summer	2013/2014	4/13/2014	0.185	-0.759	-0.944
Summer	2013/2014	4/14/2014	-0.074	-1.578	-1.504
Summer	2013/2014	4/15/2014	0.544	-0.648	-1.192
Summer	2013/2014	4/16/2014	0.732	-0.442	-1.174
Summer	2013/2014	4/17/2014	0.536	-0.490	-1.026
Summer	2013/2014	4/18/2014	0.117	-1.537	-1.654
Summer	2013/2014	4/19/2014	0.117	-1.537	-1.654
Summer	2013/2014	4/20/2014	0.117	-1.537	-1.654
Summer	2013/2014	4/21/2014	0.117	-1.537	-1.654
Summer	2013/2014	4/22/2014	0.179	-0.762	-0.941
Summer	2013/2014	4/23/2014	0.132	-0.766	-0.898
Summer	2013/2014	4/24/2014	0.137	-0.733	-0.87
Summer	2013/2014	4/25/2014	0.023	-0.977	-1
Summer	2013/2014	4/26/2014	0.023	-0.977	-1
Summer	2013/2014	4/27/2014	0.023	-0.977	-1
Summer	2013/2014	4/28/2014	0.141	-1.116	-1.257
Summer	2013/2014	4/29/2014	0.285	-0.481	-0.766
Summer	2013/2014	4/30/2014	0.221	-0.686	-0.907
Summer	2013/2014	5/1/2014	0.096	-0.726	-0.822
Summer	2013/2014	5/2/2014	-0.042	-0.802	-0.76
Summer	2013/2014	5/3/2014	-0.042	-0.802	-0.76
Summer	2013/2014	5/4/2014	-0.042	-0.802	-0.76
Summer	2013/2014	5/5/2014	-0.015	-1.088	-1.073
Summer	2013/2014	5/6/2014	0.141	-1.029	-1.17

Summer	2013/2014	5/7/2014		0.068	-1.482	-1.55
Summer	2013/2014	5/8/2014		0.017	-1.505	-1.522
Summer	2013/2014	5/9/2014		-0.192	-2.098	-1.906
Summer	2013/2014	5/10/2014		-0.192	-2.098	-1.906
Summer	2013/2014	5/11/2014		-0.192	-2.098	-1.906
Summer	2013/2014	5/12/2014		-0.187	-2.618	-2.431
Summer	2013/2014	5/13/2014		0.249	-2.212	-2.461
Summer	2013/2014	5/14/2014		0.131	-2.331	-2.462
Summer	2013/2014	5/15/2014		0.209	-2.310	-2.519
Summer	2013/2014	5/16/2014		0.142	-2.351	-2.493
Summer	2013/2014	5/17/2014		0.142	-2.351	-2.493
Summer	2013/2014	5/18/2014		0.142	-2.351	-2.493
Summer	2013/2014	5/19/2014		-0.079	-2.498	-2.419
Summer	2013/2014	5/20/2014		-0.221	-2.422	-2.201
Summer	2013/2014	5/21/2014		-0.238	-2.348	-2.11
Summer	2013/2014	5/22/2014		-0.173	-2.342	-2.169
Summer	2013/2014	5/23/2014		-0.229	-2.182	-1.953
Summer	2013/2014	5/24/2014		-0.229	-2.182	-1.953
Summer	2013/2014	5/25/2014		-0.229	-2.182	-1.953
Summer	2013/2014	5/26/2014		-0.229	-2.182	-1.953
Summer	2013/2014	5/27/2014		-0.535	-2.320	-1.785
Summer	2013/2014	5/28/2014		0.132	-2.196	-2.328
Summer	2013/2014	5/29/2014		0.061	-2.251	-2.312
Summer	2013/2014	5/30/2014		-0.356	-2.336	-1.98
Summer	2013/2014	5/31/2014		-0.356	-2.336	-1.98
Summer	2013/2014	6/1/2014		-0.356	-2.336	-1.98
Summer	2013/2014	6/2/2014		-0.048	-2.378	-2.33
Summer	2013/2014	6/3/2014		0.431	-2.289	-2.72
Summer	2013/2014	6/4/2014		0.380	-2.317	-2.697
Summer	2013/2014	6/5/2014		0.370	-2.370	-2.74
Summer	2013/2014	6/6/2014		0.303	-2.243	-2.546
Summer	2013/2014	6/7/2014		0.303	-2.243	-2.546
Summer	2013/2014	6/8/2014		0.303	-2.243	-2.546
Summer	2013/2014	6/9/2014		-0.158	-2.138	-1.98
Summer	2013/2014	6/10/2014		-0.023	-1.898	-1.875
Summer	2013/2014	6/11/2014		0.082	-1.928	-2.01
Summer	2013/2014	6/12/2014		0.178	-1.897	-2.075
Summer	2013/2014	6/13/2014		0.113	-1.865	-1.978
Summer	2013/2014	6/14/2014		0.113	-1.865	-1.978
Summer	2013/2014	6/15/2014		0.113	-1.865	-1.978
Summer	2013/2014	6/16/2014		0.054	-2.648	-2.702
Summer	2013/2014	6/17/2014		0.481	-2.711	-3.192
Summer	2013/2014	6/18/2014		0.819	-2.540	-3.359
Summer	2013/2014	6/19/2014		0.557	-2.559	-3.116
Summer	2013/2014	6/20/2014		0.329	-2.388	-2.717
Summer	2013/2014	6/21/2014		0.329	-2.388	-2.717
Summer	2013/2014	6/22/2014		0.329	-2.388	-2.717
Summer	2013/2014	6/23/2014		-0.283	-2.361	-2.078
Summer	2013/2014	6/24/2014		0.260	-2.167	-2.427
Summer	2013/2014	6/25/2014		0.309	-1.365	-1.674
Summer	2013/2014	6/26/2014		0.211	-1.095	-1.306
Summer	2013/2014	6/27/2014		0.093	-1.496	-1.589
Summer	2013/2014	6/28/2014		0.093	-1.496	-1.589
Summer	2013/2014	6/29/2014		0.093	-1.496	-1.589
Summer	2013/2014	6/30/2014		-0.239	-1.939	-1.7
Summer	2013/2014	7/1/2014		0.358	-1.257	-1.615
Summer	2013/2014	7/2/2014		0.184	-1.266	-1.45
Summer	2013/2014	7/3/2014		0.067	-1.526	-1.593
Summer	2013/2014	7/4/2014		0.067	-1.526	-1.593
Summer	2013/2014	7/5/2014		0.067	-1.526	-1.593
Summer	2013/2014	7/6/2014		0.067	-1.526	-1.593
Summer	2013/2014	7/7/2014		-0.210	-2.226	-2.016
Summer	2013/2014	7/8/2014		0.079	-1.293	-1.372
Summer	2013/2014	7/9/2014		0.139	-1.352	-1.491
Summer	2013/2014	7/10/2014		-0.016	-2.084	-2.068
Summer	2013/2014	7/11/2014		-0.112	-1.821	-1.709

Summer	2013/2014	7/12/2014		-0.112	-1.821	-1.709
Summer	2013/2014	7/13/2014		-0.112	-1.821	-1.709
Summer	2013/2014	7/14/2014		-0.137	-2.145	-2.008
Summer	2013/2014	7/15/2014		0.175	-1.129	-1.304
Summer	2013/2014	7/16/2014		0.099	-1.393	-1.492
Summer	2013/2014	7/17/2014		-0.057	-1.632	-1.575
Summer	2013/2014	7/18/2014		-0.043	-1.846	-1.803
Summer	2013/2014	7/19/2014		-0.043	-1.846	-1.803
Summer	2013/2014	7/20/2014		-0.043	-1.846	-1.803
Summer	2013/2014	7/21/2014		-0.730	-2.049	-1.319
Summer	2013/2014	7/22/2014		0.033	-1.469	-1.502
Summer	2013/2014	7/23/2014		0.337	-1.453	-1.79
Summer	2013/2014	7/24/2014		0.254	-1.477	-1.731
Summer	2013/2014	7/25/2014		0.024	-1.562	-1.586
Summer	2013/2014	7/26/2014		0.024	-1.562	-1.586
Summer	2013/2014	7/27/2014		0.024	-1.562	-1.586
Summer	2013/2014	7/28/2014		-0.088	-1.643	-1.555
Summer	2013/2014	7/29/2014		0.006	-1.589	-1.595
Summer	2013/2014	7/30/2014		0.010	-1.547	-1.557
Summer	2013/2014	7/31/2014		-0.106	-2.261	-2.155
Summer	2013/2014	8/1/2014		-0.213	-2.437	-2.224
Summer	2013/2014	8/2/2014		-0.213	-2.437	-2.224
Summer	2013/2014	8/3/2014		-0.213	-2.437	-2.224
Summer	2013/2014	8/4/2014		-0.520	-2.189	-1.669
Summer	2013/2014	8/5/2014		-0.021	-1.845	-1.824
Summer	2013/2014	8/6/2014		0.017	-1.819	-1.836
Summer	2013/2014	8/7/2014		-0.166	-1.780	-1.614
Summer	2013/2014	8/8/2014		-0.291	-1.708	-1.417
Summer	2013/2014	8/9/2014		-0.291	-1.708	-1.417
Summer	2013/2014	8/10/2014		-0.291	-1.708	-1.417
Summer	2013/2014	8/11/2014		-0.360	-1.864	-1.504
Summer	2013/2014	8/12/2014		-0.151	-2.198	-2.047
Summer	2013/2014	8/13/2014		-0.141	-1.842	-1.701
Summer	2013/2014	8/14/2014		-0.135	-1.835	-1.7
Summer	2013/2014	8/15/2014		-0.104	-1.961	-1.857
Summer	2013/2014	8/16/2014		-0.104	-1.961	-1.857
Summer	2013/2014	8/17/2014		-0.104	-1.961	-1.857
Summer	2013/2014	8/18/2014		-1.158	-2.019	-0.861
Summer	2013/2014	8/19/2014		-0.595	-2.063	-1.468
Summer	2013/2014	8/20/2014		-0.427	-1.851	-1.424
Summer	2013/2014	8/21/2014		-0.231	-1.768	-1.537
Summer	2013/2014	8/22/2014		-0.062	-1.854	-1.792
Summer	2013/2014	8/23/2014		-0.062	-1.854	-1.792
Summer	2013/2014	8/24/2014		-0.062	-1.854	-1.792
Summer	2013/2014	8/25/2014		0.065	-2.012	-2.077
Summer	2013/2014	8/26/2014		0.090	-1.697	-1.787
Summer	2013/2014	8/27/2014		0.173	-1.679	-1.852
Summer	2013/2014	8/28/2014		-0.152	-1.775	-1.623
Summer	2013/2014	8/29/2014		-0.307	-2.084	-1.777
Summer	2013/2014	8/30/2014		-0.307	-2.084	-1.777
Summer	2013/2014	8/31/2014		-0.307	-2.084	-1.777
Summer	2013/2014	9/1/2014		-0.307	-2.084	-1.777
Summer	2013/2014	9/2/2014		0.057	-2.036	-2.093
Summer	2013/2014	9/3/2014		0.242	-1.655	-1.897
Summer	2013/2014	9/4/2014		0.178	-1.443	-1.621
Summer	2013/2014	9/5/2014		0.201	-1.654	-1.855
Summer	2013/2014	9/6/2014		0.201	-1.654	-1.855
Summer	2013/2014	9/7/2014		0.201	-1.654	-1.855
Summer	2013/2014	9/8/2014		-0.161	-1.869	-1.708
Summer	2013/2014	9/9/2014		-0.074	-1.717	-1.643
Summer	2013/2014	9/10/2014		-0.102	-1.300	-1.198
Summer	2013/2014	9/11/2014		-0.194	-1.277	-1.083
Summer	2013/2014	9/12/2014		-0.298	-1.552	-1.254
Summer	2013/2014	9/13/2014		-0.298	-1.552	-1.254
Summer	2013/2014	9/14/2014		-0.298	-1.552	-1.254
Summer	2013/2014	9/15/2014		-1.073	-1.829	-0.756

Summer	2013/2014	9/16/2014		-0.720	-1.599	-0.879
Summer	2013/2014	9/17/2014		-1.042	-1.428	-0.386
Summer	2013/2014	9/18/2014		-0.954	-1.620	-0.666
Summer	2013/2014	9/19/2014		-0.891	-1.861	-0.97
Summer	2013/2014	9/20/2014		-0.891	-1.861	-0.97
Summer	2013/2014	9/21/2014		-0.891	-1.861	-0.97
Summer	2013/2014	9/22/2014		-0.875	-2.180	-1.305
Summer	2013/2014	9/23/2014		-0.129	-1.808	-1.679
Summer	2013/2014	9/24/2014		0.202	-1.998	-2.2
Summer	2013/2014	9/25/2014		-0.019	-1.987	-1.968
Summer	2013/2014	9/26/2014		-0.191	-2.086	-1.895
Summer	2013/2014	9/27/2014		-0.191	-2.086	-1.895
Summer	2013/2014	9/28/2014		-0.191	-2.086	-1.895
Summer	2013/2014	9/29/2014		-0.675	-2.312	-1.637
Summer	2013/2014	9/30/2014		-0.021	-2.145	-2.124
Summer	2013/2014	10/1/2014		-0.178	-2.207	-2.029
Summer	2013/2014	10/2/2014		-0.299	-2.156	-1.857
Summer	2013/2014	10/3/2014		-1.095	-2.156	-1.061
Summer	2013/2014	10/4/2014		-1.095	-2.156	-1.061
Summer	2013/2014	10/5/2014		-1.095	-2.156	-1.061
Summer	2013/2014	10/6/2014		-1.728	-2.395	-0.667
Summer	2013/2014	10/7/2014		-0.338	-2.140	-1.802
Summer	2013/2014	10/8/2014		0.021	-2.111	-2.132
Summer	2013/2014	10/9/2014		-0.339	-2.125	-1.786
Summer	2013/2014	10/10/2014		-0.770	-2.063	-1.293
Summer	2013/2014	10/11/2014		-0.770	-2.063	-1.293
Summer	2013/2014	10/12/2014		-0.770	-2.063	-1.293
Summer	2013/2014	10/13/2014		-1.342	-2.403	-1.061
Summer	2013/2014	10/14/2014		0.078	-1.948	-2.026
Summer	2013/2014	10/15/2014		0.125	-1.896	-2.021
Summer	2013/2014	10/16/2014		0.208	-1.824	-2.032
Summer	2013/2014	10/17/2014		0.162	-1.799	-1.961
Summer	2013/2014	10/18/2014		0.162	-1.799	-1.961
Summer	2013/2014	10/19/2014		0.162	-1.799	-1.961
Summer	2013/2014	10/20/2014		0.185	-1.944	-2.129
Summer	2013/2014	10/21/2014		0.106	-1.653	-1.759
Summer	2013/2014	10/22/2014		0.083	-1.452	-1.535
Summer	2013/2014	10/23/2014		-0.236	-1.207	-0.971
Summer	2013/2014	10/24/2014		-0.801	-1.753	-0.952
Summer	2013/2014	10/25/2014		-0.801	-1.753	-0.952
Summer	2013/2014	10/26/2014		-0.801	-1.753	-0.952
Summer	2013/2014	10/27/2014		-1.154	-1.686	-0.532
Summer	2013/2014	10/28/2014		0.095	-1.561	-1.656
Summer	2013/2014	10/29/2014		-0.026	-1.515	-1.489
Summer	2013/2014	10/30/2014		0.399	-1.188	-1.587
Summer	2013/2014	10/31/2014		0.277	-1.294	-1.571
Winter	2014/2015	11/1/2014		0.277	-1.294	-1.571
Winter	2014/2015	11/2/2014		0.277	-1.294	-1.571
Winter	2014/2015	11/3/2014		0.187	-1.422	-1.609
Winter	2014/2015	11/4/2014		0.139	-1.508	-1.647
Winter	2014/2015	11/5/2014		0.083	-1.305	-1.388
Winter	2014/2015	11/6/2014		0.398	-0.835	-1.233
Winter	2014/2015	11/7/2014		0.523	-0.454	-0.977
Winter	2014/2015	11/8/2014		0.523	-0.454	-0.977
Winter	2014/2015	11/9/2014		0.523	-0.454	-0.977
Winter	2014/2015	11/10/2014		0.420	-0.909	-1.329
Winter	2014/2015	11/11/2014		0.466	-0.816	-1.282
Winter	2014/2015	11/12/2014		0.497	-0.658	-1.155
Winter	2014/2015	11/13/2014		0.402	-0.829	-1.231
Winter	2014/2015	11/14/2014		0.474	-1.005	-1.479
Winter	2014/2015	11/15/2014		0.474	-1.005	-1.479
Winter	2014/2015	11/16/2014		0.474	-1.005	-1.479
Winter	2014/2015	11/17/2014		0.600	-1.175	-1.775
Winter	2014/2015	11/18/2014		3.476	-1.434	-4.91
Winter	2014/2015	11/19/2014		1.629	-1.431	-3.06
Winter	2014/2015	11/20/2014		1.030	-1.538	-2.568

Winter	2014/2015	11/21/2014		1.050	-1.423	-2.473
Winter	2014/2015	11/22/2014		1.050	-1.423	-2.473
Winter	2014/2015	11/23/2014		1.050	-1.423	-2.473
Winter	2014/2015	11/24/2014		0.730	-1.604	-2.334
Winter	2014/2015	11/25/2014		0.482	-1.287	-1.769
Winter	2014/2015	11/26/2014		0.699	-1.253	-1.952
Winter	2014/2015	11/27/2014		0.699	-1.253	-1.952
Winter	2014/2015	11/28/2014		0.701	-1.251	-1.952
Winter	2014/2015	11/29/2014		0.701	-1.251	-1.952
Winter	2014/2015	11/30/2014		0.701	-1.251	-1.952
Winter	2014/2015	12/1/2014		0.480	-1.771	-2.251
Winter	2014/2015	12/2/2014		0.487	-1.612	-2.099
Winter	2014/2015	12/3/2014		0.279	-1.598	-1.877
Winter	2014/2015	12/4/2014		0.459	-1.379	-1.838
Winter	2014/2015	12/5/2014		0.513	-1.271	-1.784
Winter	2014/2015	12/6/2014		0.513	-1.271	-1.784
Winter	2014/2015	12/7/2014		0.513	-1.271	-1.784
Winter	2014/2015	12/8/2014		0.746	-1.268	-2.014
Winter	2014/2015	12/9/2014		0.691	-1.259	-1.95
Winter	2014/2015	12/10/2014		0.774	-1.462	-2.236
Winter	2014/2015	12/11/2014		1.241	-1.530	-2.771
Winter	2014/2015	12/12/2014		0.695	-1.619	-2.314
Winter	2014/2015	12/13/2014		0.695	-1.619	-2.314
Winter	2014/2015	12/14/2014		0.695	-1.619	-2.314
Winter	2014/2015	12/15/2014		0.729	-1.764	-2.493
Winter	2014/2015	12/16/2014		0.435	-1.678	-2.113
Winter	2014/2015	12/17/2014		0.301	-1.624	-1.925
Winter	2014/2015	12/18/2014		0.339	-1.760	-2.099
Winter	2014/2015	12/19/2014		0.551	-1.757	-2.308
Winter	2014/2015	12/20/2014		0.551	-1.757	-2.308
Winter	2014/2015	12/21/2014		0.551	-1.757	-2.308
Winter	2014/2015	12/22/2014		0.376	-1.630	-2.006
Winter	2014/2015	12/23/2014		0.076	-1.491	-1.567
Winter	2014/2015	12/24/2014		0.009	-2.065	-2.074
Winter	2014/2015	12/25/2014		0.009	-2.065	-2.074
Winter	2014/2015	12/26/2014		1.035	-1.611	-2.646
Winter	2014/2015	12/27/2014		1.035	-1.611	-2.646
Winter	2014/2015	12/28/2014		1.035	-1.611	-2.646
Winter	2014/2015	12/29/2014		1.035	-1.611	-2.646
Winter	2014/2015	12/30/2014		1.492	-1.282	-2.774
Winter	2014/2015	12/31/2014		0.513	-1.601	-2.114
Winter	2014/2015	1/1/2015		0.513	-1.601	-2.114
Winter	2014/2015	1/2/2015		0.636	-2.028	-2.664
Winter	2014/2015	1/3/2015		0.636	-2.028	-2.664
Winter	2014/2015	1/4/2015		0.636	-2.028	-2.664
Winter	2014/2015	1/5/2015		1.244	-1.934	-3.178
Winter	2014/2015	1/6/2015		6.228	-1.552	-7.78
Winter	2014/2015	1/7/2015		12.562	-1.621	-14.183
Winter	2014/2015	1/8/2015		9.109	-1.778	-10.887
Winter	2014/2015	1/9/2015		3.464	-1.371	-4.835
Winter	2014/2015	1/10/2015		3.464	-1.371	-4.835
Winter	2014/2015	1/11/2015		3.464	-1.371	-4.835
Winter	2014/2015	1/12/2015		7.772	-1.526	-9.298
Winter	2014/2015	1/13/2015		8.673	-1.498	-10.171
Winter	2014/2015	1/14/2015		5.095	-1.518	-6.613
Winter	2014/2015	1/15/2015		3.106	-2.174	-5.28
Winter	2014/2015	1/16/2015		3.820	-2.201	-6.021
Winter	2014/2015	1/17/2015		3.820	-2.201	-6.021
Winter	2014/2015	1/18/2015		3.820	-2.201	-6.021
Winter	2014/2015	1/19/2015		3.820	-2.201	-6.021
Winter	2014/2015	1/20/2015		3.228	-2.037	-5.265
Winter	2014/2015	1/21/2015		3.286	-1.944	-5.23
Winter	2014/2015	1/22/2015		0.897	-1.828	-2.725
Winter	2014/2015	1/23/2015		0.536	-1.785	-2.321
Winter	2014/2015	1/24/2015		0.536	-1.785	-2.321
Winter	2014/2015	1/25/2015		0.536	-1.785	-2.321

Winter	2014/2015	1/26/2015		5.110	-1.740	-6.85
Winter	2014/2015	1/27/2015		7.210	-1.571	-8.781
Winter	2014/2015	1/28/2015		5.745	-1.726	-7.471
Winter	2014/2015	1/29/2015		2.204	-1.740	-3.944
Winter	2014/2015	1/30/2015		5.300	-1.728	-7.028
Winter	2014/2015	1/31/2015		5.300	-1.728	-7.028
Winter	2014/2015	2/1/2015		5.300	-1.728	-7.028
Winter	2014/2015	2/2/2015		9.281	-1.561	-10.842
Winter	2014/2015	2/3/2015		5.390	-1.423	-6.813
Winter	2014/2015	2/4/2015		2.282	-1.455	-3.737
Winter	2014/2015	2/5/2015		8.999	-1.418	-10.417
Winter	2014/2015	2/6/2015		4.620	-1.306	-5.926
Winter	2014/2015	2/7/2015		4.620	-1.306	-5.926
Winter	2014/2015	2/8/2015		4.620	-1.306	-5.926
Winter	2014/2015	2/9/2015		2.037	-1.313	-3.35
Winter	2014/2015	2/10/2015		4.418	-1.209	-5.627
Winter	2014/2015	2/11/2015		10.791	-1.266	-12.057
Winter	2014/2015	2/12/2015		18.012	-1.228	-19.24
Winter	2014/2015	2/13/2015		15.492	-1.261	-16.753
Winter	2014/2015	2/14/2015		15.492	-1.261	-16.753
Winter	2014/2015	2/15/2015		15.492	-1.261	-16.753
Winter	2014/2015	2/16/2015		21.517	-1.066	-22.583
Winter	2014/2015	2/17/2015		21.517	-1.066	-22.583
Winter	2014/2015	2/18/2015		15.168	-0.847	-16.015
Winter	2014/2015	2/19/2015		18.298	-1.273	-19.571
Winter	2014/2015	2/20/2015		12.495	-1.472	-13.967
Winter	2014/2015	2/21/2015		12.495	-1.472	-13.967
Winter	2014/2015	2/22/2015		12.495	-1.472	-13.967
Winter	2014/2015	2/23/2015		9.698	-1.666	-11.364
Winter	2014/2015	2/24/2015		14.223	-1.695	-15.918
Winter	2014/2015	2/25/2015		22.952	-1.526	-24.478
Winter	2014/2015	2/26/2015		16.791	-1.645	-18.436
Winter	2014/2015	2/27/2015		15.293	-1.610	-16.903
Winter	2014/2015	2/28/2015		15.293	-1.610	-16.903
Winter	2014/2015	3/1/2015		15.293	-1.610	-16.903
Winter	2014/2015	3/2/2015		5.765	-1.702	-7.467
Winter	2014/2015	3/3/2015		2.743	-1.776	-4.519
Winter	2014/2015	3/4/2015		3.484	-1.732	-5.216
Winter	2014/2015	3/5/2015		8.157	-1.189	-9.346
Winter	2014/2015	3/6/2015		8.512	-1.932	-10.444
Winter	2014/2015	3/7/2015		8.512	-1.932	-10.444
Winter	2014/2015	3/8/2015		8.512	-1.932	-10.444
Winter	2014/2015	3/9/2015		1.400	-1.635	-3.035
Winter	2014/2015	3/10/2015		0.750	-1.485	-2.235
Winter	2014/2015	3/11/2015		0.192	-1.460	-1.652
Winter	2014/2015	3/12/2015		0.633	-1.444	-2.077
Winter	2014/2015	3/13/2015		0.361	-1.384	-1.745
Winter	2014/2015	3/14/2015		0.361	-1.384	-1.745
Winter	2014/2015	3/15/2015		0.361	-1.384	-1.745
Winter	2014/2015	3/16/2015		0.379	-1.489	-1.868
Winter	2014/2015	3/17/2015		0.798	-1.323	-2.121
Winter	2014/2015	3/18/2015		1.524	-1.294	-2.818
Winter	2014/2015	3/19/2015		1.249	-1.295	-2.544
Winter	2014/2015	3/20/2015		0.884	-1.483	-2.367
Winter	2014/2015	3/21/2015		0.884	-1.483	-2.367
Winter	2014/2015	3/22/2015		0.884	-1.483	-2.367
Winter	2014/2015	3/23/2015		0.830	-1.495	-2.325
Winter	2014/2015	3/24/2015		1.181	-1.190	-2.371
Winter	2014/2015	3/25/2015		0.511	-1.339	-1.85
Winter	2014/2015	3/26/2015		0.216	-1.483	-1.699
Winter	2014/2015	3/27/2015		0.399	-1.366	-1.765
Winter	2014/2015	3/28/2015		0.399	-1.366	-1.765
Winter	2014/2015	3/29/2015		0.399	-1.366	-1.765
Winter	2014/2015	3/30/2015		0.538	-1.015	-1.553
Winter	2014/2015	3/31/2015		0.502	-0.904	-1.406
Summer	2014/2015	4/1/2015		0.557	-0.740	-1.297

Summer	2014/2015	4/2/2015		0.288	-0.848	-1.136
Summer	2014/2015	4/3/2015		0.288	-0.848	-1.136
Summer	2014/2015	4/4/2015		0.288	-0.848	-1.136
Summer	2014/2015	4/5/2015		0.288	-0.848	-1.136
Summer	2014/2015	4/6/2015		0.468	-0.995	-1.463
Summer	2014/2015	4/7/2015		0.357	-0.993	-1.35
Summer	2014/2015	4/8/2015		0.347	-0.844	-1.191
Summer	2014/2015	4/9/2015		0.275	-1.007	-1.282
Summer	2014/2015	4/10/2015		0.273	-1.118	-1.391
Summer	2014/2015	4/11/2015		0.273	-1.118	-1.391
Summer	2014/2015	4/12/2015		0.273	-1.118	-1.391
Summer	2014/2015	4/13/2015		0.067	-1.280	-1.347
Summer	2014/2015	4/14/2015		0.257	-1.142	-1.399
Summer	2014/2015	4/15/2015		0.202	-1.091	-1.293
Summer	2014/2015	4/16/2015		0.176	-1.144	-1.32
Summer	2014/2015	4/17/2015		0.168	-1.217	-1.385
Summer	2014/2015	4/18/2015		0.168	-1.217	-1.385
Summer	2014/2015	4/19/2015		0.168	-1.217	-1.385
Summer	2014/2015	4/20/2015		-0.125	-1.365	-1.24
Summer	2014/2015	4/21/2015		0.373	-1.354	-1.727
Summer	2014/2015	4/22/2015		0.405	-1.530	-1.935
Summer	2014/2015	4/23/2015		0.494	-1.287	-1.781
Summer	2014/2015	4/24/2015		0.696	-1.054	-1.75
Summer	2014/2015	4/25/2015		0.696	-1.054	-1.75
Summer	2014/2015	4/26/2015		0.696	-1.054	-1.75
Summer	2014/2015	4/27/2015		0.337	-1.268	-1.605
Summer	2014/2015	4/28/2015		0.397	-0.983	-1.38
Summer	2014/2015	4/29/2015		0.329	-1.160	-1.489
Summer	2014/2015	4/30/2015		0.134	-1.166	-1.3
Summer	2014/2015	5/1/2015		0.022	-1.133	-1.155
Summer	2014/2015	5/2/2015		0.022	-1.133	-1.155
Summer	2014/2015	5/3/2015		0.022	-1.133	-1.155
Summer	2014/2015	5/4/2015		-0.083	-1.465	-1.382
Summer	2014/2015	5/5/2015		0.271	-1.230	-1.501
Summer	2014/2015	5/6/2015		0.191	-1.223	-1.414
Summer	2014/2015	5/7/2015		0.216	-1.219	-1.435
Summer	2014/2015	5/8/2015		0.215	-1.262	-1.477
Summer	2014/2015	5/9/2015		0.215	-1.262	-1.477
Summer	2014/2015	5/10/2015		0.215	-1.262	-1.477
Summer	2014/2015	5/11/2015		0.322	-1.339	-1.661
Summer	2014/2015	5/12/2015		0.339	-1.149	-1.488
Summer	2014/2015	5/13/2015		0.212	-1.179	-1.391
Summer	2014/2015	5/14/2015		0.182	-1.392	-1.574
Summer	2014/2015	5/15/2015		0.100	-1.487	-1.587
Summer	2014/2015	5/16/2015		0.100	-1.487	-1.587
Summer	2014/2015	5/17/2015		0.100	-1.487	-1.587
Summer	2014/2015	5/18/2015		-0.345	-1.564	-1.219
Summer	2014/2015	5/19/2015		0.195	-1.425	-1.62
Summer	2014/2015	5/20/2015		0.159	-1.397	-1.556
Summer	2014/2015	5/21/2015		0.037	-1.448	-1.485
Summer	2014/2015	5/22/2015		0.045	-1.455	-1.5
Summer	2014/2015	5/23/2015		0.045	-1.455	-1.5
Summer	2014/2015	5/24/2015		0.045	-1.455	-1.5
Summer	2014/2015	5/25/2015		0.045	-1.455	-1.5
Summer	2014/2015	5/26/2015		-0.370	-1.578	-1.208
Summer	2014/2015	5/27/2015		0.310	-1.170	-1.48
Summer	2014/2015	5/28/2015		0.143	-1.337	-1.48
Summer	2014/2015	5/29/2015		-0.331	-1.479	-1.148
Summer	2014/2015	5/30/2015		-0.331	-1.479	-1.148
Summer	2014/2015	5/31/2015		-0.331	-1.479	-1.148
Summer	2014/2015	6/1/2015		-0.310	-1.457	-1.147
Summer	2014/2015	6/2/2015		-0.185	-1.369	-1.184
Summer	2014/2015	6/3/2015		-0.220	-1.576	-1.356
Summer	2014/2015	6/4/2015		-0.530	-1.600	-1.07
Summer	2014/2015	6/5/2015		-0.901	-1.511	-0.61
Summer	2014/2015	6/6/2015		-0.901	-1.511	-0.61

Summer	2014/2015	6/7/2015		-0.901	-1.511	-0.61
Summer	2014/2015	6/8/2015		-1.078	-1.577	-0.499
Summer	2014/2015	6/9/2015		-0.023	-1.458	-1.435
Summer	2014/2015	6/10/2015		0.193	-1.367	-1.56
Summer	2014/2015	6/11/2015		0.297	-1.596	-1.893
Summer	2014/2015	6/12/2015		0.148	-1.327	-1.475
Summer	2014/2015	6/13/2015		0.148	-1.327	-1.475
Summer	2014/2015	6/14/2015		0.148	-1.327	-1.475
Summer	2014/2015	6/15/2015		-0.035	-1.415	-1.38
Summer	2014/2015	6/16/2015		-0.390	-1.276	-0.886
Summer	2014/2015	6/17/2015		0.051	-1.344	-1.395
Summer	2014/2015	6/18/2015		-0.031	-1.301	-1.27
Summer	2014/2015	6/19/2015		-0.107	-1.315	-1.208
Summer	2014/2015	6/20/2015		-0.107	-1.315	-1.208
Summer	2014/2015	6/21/2015		-0.107	-1.315	-1.208
Summer	2014/2015	6/22/2015		-0.180	-1.460	-1.28
Summer	2014/2015	6/23/2015		0.314	-1.466	-1.78
Summer	2014/2015	6/24/2015		0.154	-1.510	-1.664
Summer	2014/2015	6/25/2015		-0.077	-1.558	-1.481
Summer	2014/2015	6/26/2015		-0.725	-1.745	-1.02
Summer	2014/2015	6/27/2015		-0.725	-1.745	-1.02
Summer	2014/2015	6/28/2015		-0.725	-1.745	-1.02
Summer	2014/2015	6/29/2015		-1.303	-1.719	-0.416
Summer	2014/2015	6/30/2015		-0.152	-1.639	-1.487
Summer	2014/2015	7/1/2015		-0.077	-1.690	-1.613
Summer	2014/2015	7/2/2015		-0.439	-1.754	-1.315
Summer	2014/2015	7/3/2015		-0.439	-1.754	-1.315
Summer	2014/2015	7/4/2015		-0.439	-1.754	-1.315
Summer	2014/2015	7/5/2015		-0.439	-1.754	-1.315
Summer	2014/2015	7/6/2015		-1.590	-2.006	-0.416
Summer	2014/2015	7/7/2015		0.156	-1.590	-1.746
Summer	2014/2015	7/8/2015		0.130	-1.613	-1.743
Summer	2014/2015	7/9/2015		0.115	-1.588	-1.703
Summer	2014/2015	7/10/2015		0.096	-1.669	-1.765
Summer	2014/2015	7/11/2015		0.096	-1.669	-1.765
Summer	2014/2015	7/12/2015		0.096	-1.669	-1.765
Summer	2014/2015	7/13/2015		0.094	-1.757	-1.851
Summer	2014/2015	7/14/2015		0.140	-1.720	-1.86
Summer	2014/2015	7/15/2015		0.124	-1.797	-1.921
Summer	2014/2015	7/16/2015		-0.176	-1.776	-1.6
Summer	2014/2015	7/17/2015		-0.150	-1.700	-1.55
Summer	2014/2015	7/18/2015		-0.150	-1.700	-1.55
Summer	2014/2015	7/19/2015		-0.150	-1.700	-1.55
Summer	2014/2015	7/20/2015		0.198	-1.668	-1.866
Summer	2014/2015	7/21/2015		0.366	-1.537	-1.903
Summer	2014/2015	7/22/2015		0.126	-1.675	-1.801
Summer	2014/2015	7/23/2015		-0.098	-1.737	-1.639
Summer	2014/2015	7/24/2015		-0.970	-1.688	-0.718
Summer	2014/2015	7/25/2015		-0.970	-1.688	-0.718
Summer	2014/2015	7/26/2015		-0.970	-1.688	-0.718
Summer	2014/2015	7/27/2015		0.119	-1.632	-1.751
Summer	2014/2015	7/28/2015		0.521	-1.371	-1.892
Summer	2014/2015	7/29/2015		0.524	-1.369	-1.893
Summer	2014/2015	7/30/2015		0.376	-1.503	-1.879
Summer	2014/2015	7/31/2015		0.265	-1.565	-1.83
Summer	2014/2015	8/1/2015		0.265	-1.565	-1.83
Summer	2014/2015	8/2/2015		0.265	-1.565	-1.83
Summer	2014/2015	8/3/2015		0.279	-1.456	-1.735
Summer	2014/2015	8/4/2015		0.208	-1.409	-1.617
Summer	2014/2015	8/5/2015		0.203	-1.521	-1.724
Summer	2014/2015	8/6/2015		-0.204	-1.590	-1.386
Summer	2014/2015	8/7/2015		-0.813	-1.581	-0.768
Summer	2014/2015	8/8/2015		-0.813	-1.581	-0.768
Summer	2014/2015	8/9/2015		-0.813	-1.581	-0.768
Summer	2014/2015	8/10/2015		-0.834	-1.668	-0.834
Summer	2014/2015	8/11/2015		0.199	-1.521	-1.72

Summer	2014/2015	8/12/2015		0.216	-1.499	-1.715
Summer	2014/2015	8/13/2015		0.167	-1.562	-1.729
Summer	2014/2015	8/14/2015		0.185	-1.674	-1.859
Summer	2014/2015	8/15/2015		0.185	-1.674	-1.859
Summer	2014/2015	8/16/2015		0.185	-1.674	-1.859
Summer	2014/2015	8/17/2015		0.325	-1.751	-2.076
Summer	2014/2015	8/18/2015		0.480	-1.653	-2.133
Summer	2014/2015	8/19/2015		0.401	-1.832	-2.233
Summer	2014/2015	8/20/2015		0.310	-1.820	-2.13
Summer	2014/2015	8/21/2015		0.424	-1.826	-2.25
Summer	2014/2015	8/22/2015		0.424	-1.826	-2.25
Summer	2014/2015	8/23/2015		0.424	-1.826	-2.25
Summer	2014/2015	8/24/2015		0.349	-1.865	-2.214
Summer	2014/2015	8/25/2015		0.393	-1.767	-2.16
Summer	2014/2015	8/26/2015		0.403	-1.836	-2.239
Summer	2014/2015	8/27/2015		0.363	-1.740	-2.103
Summer	2014/2015	8/28/2015		0.313	-1.674	-1.987
Summer	2014/2015	8/29/2015		0.313	-1.674	-1.987
Summer	2014/2015	8/30/2015		0.313	-1.674	-1.987
Summer	2014/2015	8/31/2015		0.969	-1.706	-2.675
Summer	2014/2015	9/1/2015		0.550	-1.512	-2.062
Summer	2014/2015	9/2/2015		0.540	-1.436	-1.976
Summer	2014/2015	9/3/2015		0.409	-1.496	-1.905
Summer	2014/2015	9/4/2015		0.357	-1.492	-1.849
Summer	2014/2015	9/5/2015		0.357	-1.492	-1.849
Summer	2014/2015	9/6/2015		0.357	-1.492	-1.849
Summer	2014/2015	9/7/2015		0.357	-1.492	-1.849
Summer	2014/2015	9/8/2015		0.409	-1.572	-1.981
Summer	2014/2015	9/9/2015		0.530	-1.438	-1.968
Summer	2014/2015	9/10/2015		0.461	-1.523	-1.984
Summer	2014/2015	9/11/2015		0.293	-1.582	-1.875
Summer	2014/2015	9/12/2015		0.293	-1.582	-1.875
Summer	2014/2015	9/13/2015		0.293	-1.582	-1.875
Summer	2014/2015	9/14/2015		0.352	-1.612	-1.964
Summer	2014/2015	9/15/2015		0.286	-1.567	-1.853
Summer	2014/2015	9/16/2015		0.327	-1.493	-1.82
Summer	2014/2015	9/17/2015		1.082	-1.448	-2.53
Summer	2014/2015	9/18/2015		0.640	-1.362	-2.002
Summer	2014/2015	9/19/2015		0.640	-1.362	-2.002
Summer	2014/2015	9/20/2015		0.640	-1.362	-2.002
Summer	2014/2015	9/21/2015		0.371	-1.410	-1.781
Summer	2014/2015	9/22/2015		0.240	-1.405	-1.645
Summer	2014/2015	9/23/2015		-0.006	-1.384	-1.378
Summer	2014/2015	9/24/2015		0.316	-1.424	-1.74
Summer	2014/2015	9/25/2015		-0.064	-1.381	-1.317
Summer	2014/2015	9/26/2015		-0.064	-1.381	-1.317
Summer	2014/2015	9/27/2015		-0.064	-1.381	-1.317
Summer	2014/2015	9/28/2015		-0.849	-1.552	-0.703
Summer	2014/2015	9/29/2015		0.195	-1.545	-1.74
Summer	2014/2015	9/30/2015		-0.068	-1.468	-1.4
Summer	2014/2015	10/1/2015		0.040	-1.770	-1.81
Summer	2014/2015	10/2/2015		0.192	-1.688	-1.88
Summer	2014/2015	10/3/2015		0.192	-1.688	-1.88
Summer	2014/2015	10/4/2015		0.192	-1.688	-1.88
Summer	2014/2015	10/5/2015		-0.346	-1.560	-1.214
Summer	2014/2015	10/6/2015		0.553	-1.350	-1.903
Summer	2014/2015	10/7/2015		0.476	-1.402	-1.878
Summer	2014/2015	10/8/2015		0.197	-1.635	-1.832
Summer	2014/2015	10/9/2015		0.160	-1.604	-1.764
Summer	2014/2015	10/10/2015		0.160	-1.604	-1.764
Summer	2014/2015	10/11/2015		0.160	-1.604	-1.764
Summer	2014/2015	10/12/2015		0.255	-1.683	-1.938
Summer	2014/2015	10/13/2015		0.210	-1.500	-1.71
Summer	2014/2015	10/14/2015		0.226	-1.539	-1.765
Summer	2014/2015	10/15/2015		0.214	-1.493	-1.707
Summer	2014/2015	10/16/2015		0.220	-1.461	-1.681

Summer	2014/2015	10/17/2015		0.220	-1.461	-1.681
Summer	2014/2015	10/18/2015		0.220	-1.461	-1.681
Summer	2014/2015	10/19/2015		0.408	-1.220	-1.628
Summer	2014/2015	10/20/2015		0.638	-1.295	-1.933
Summer	2014/2015	10/21/2015		0.554	-1.213	-1.767
Summer	2014/2015	10/22/2015		0.478	-1.229	-1.707
Summer	2014/2015	10/23/2015		0.775	-1.220	-1.995
Summer	2014/2015	10/24/2015		0.775	-1.220	-1.995
Summer	2014/2015	10/25/2015		0.775	-1.220	-1.995
Summer	2014/2015	10/26/2015		0.694	-1.021	-1.715
Summer	2014/2015	10/27/2015		1.219	-1.032	-2.251
Summer	2014/2015	10/28/2015		0.909	-0.987	-1.896
Summer	2014/2015	10/29/2015		0.879	-1.041	-1.92
Summer	2014/2015	10/30/2015		0.901	-1.097	-1.998
Summer	2014/2015	10/31/2015		0.901	-1.097	-1.998
Winter	2015/2016	11/1/2015		0.901	-1.097	-1.998
Winter	2015/2016	11/2/2015		0.667	-1.131	-1.798
Winter	2015/2016	11/3/2015		0.632	-1.085	-1.717
Winter	2015/2016	11/4/2015		0.667	-1.029	-1.696
Winter	2015/2016	11/5/2015		0.545	-1.141	-1.686
Winter	2015/2016	11/6/2015		0.279	-1.250	-1.529
Winter	2015/2016	11/7/2015		0.279	-1.250	-1.529
Winter	2015/2016	11/8/2015		0.279	-1.250	-1.529
Winter	2015/2016	11/9/2015		0.194	-1.311	-1.505
Winter	2015/2016	11/10/2015		0.397	-1.190	-1.587
Winter	2015/2016	11/11/2015		0.131	-1.195	-1.326
Winter	2015/2016	11/12/2015		0.106	-1.083	-1.189
Winter	2015/2016	11/13/2015		0.186	-0.986	-1.172
Winter	2015/2016	11/14/2015		0.186	-0.986	-1.172
Winter	2015/2016	11/15/2015		0.186	-0.986	-1.172
Winter	2015/2016	11/16/2015		0.177	-0.961	-1.138
Winter	2015/2016	11/17/2015		0.077	-1.065	-1.142
Winter	2015/2016	11/18/2015		0.217	-0.852	-1.069
Winter	2015/2016	11/19/2015		0.129	-0.823	-0.952
Winter	2015/2016	11/20/2015		0.102	-0.827	-0.929
Winter	2015/2016	11/21/2015		0.102	-0.827	-0.929
Winter	2015/2016	11/22/2015		0.102	-0.827	-0.929
Winter	2015/2016	11/23/2015		0.291	-0.829	-1.12
Winter	2015/2016	11/24/2015		0.236	-0.784	-1.02
Winter	2015/2016	11/25/2015		0.187	-0.695	-0.882
Winter	2015/2016	11/26/2015		0.187	-0.695	-0.882
Winter	2015/2016	11/27/2015		0.187	-0.695	-0.882
Winter	2015/2016	11/28/2015		0.187	-0.695	-0.882
Winter	2015/2016	11/29/2015		0.187	-0.695	-0.882
Winter	2015/2016	11/30/2015		0.183	-0.869	-1.052
Winter	2015/2016	12/1/2015		0.186	-0.877	-1.063
Winter	2015/2016	12/2/2015		0.143	-1.034	-1.177
Winter	2015/2016	12/3/2015		0.213	-0.934	-1.147
Winter	2015/2016	12/4/2015		0.213	-0.806	-1.019
Winter	2015/2016	12/5/2015		0.213	-0.806	-1.019
Winter	2015/2016	12/6/2015		0.213	-0.806	-1.019
Winter	2015/2016	12/7/2015		0.075	-0.858	-0.933
Winter	2015/2016	12/8/2015		0.197	-0.756	-0.953
Winter	2015/2016	12/9/2015		0.108	-0.792	-0.9
Winter	2015/2016	12/10/2015		0.041	-0.859	-0.9
Winter	2015/2016	12/11/2015		-0.101	-0.956	-0.855
Winter	2015/2016	12/12/2015		-0.101	-0.956	-0.855
Winter	2015/2016	12/13/2015		-0.101	-0.956	-0.855
Winter	2015/2016	12/14/2015		-0.635	-1.015	-0.38
Winter	2015/2016	12/15/2015		-0.401	-0.790	-0.389
Winter	2015/2016	12/16/2015		0.087	-0.605	-0.692
Winter	2015/2016	12/17/2015		0.209	-0.621	-0.83
Winter	2015/2016	12/18/2015		0.200	-0.686	-0.886
Winter	2015/2016	12/19/2015		0.200	-0.686	-0.886
Winter	2015/2016	12/20/2015		0.200	-0.686	-0.886
Winter	2015/2016	12/21/2015		0.327	-0.818	-1.145

Winter	2015/2016	12/22/2015		0.053	-0.819	-0.872
Winter	2015/2016	12/23/2015		0.018	-1.037	-1.055
Winter	2015/2016	12/24/2015		-0.229	-0.921	-0.692
Winter	2015/2016	12/25/2015		-0.229	-0.921	-0.692
Winter	2015/2016	12/26/2015		-0.229	-0.921	-0.692
Winter	2015/2016	12/27/2015		-0.229	-0.921	-0.692
Winter	2015/2016	12/28/2015		0.022	-0.858	-0.88
Winter	2015/2016	12/29/2015		0.381	-1.141	-1.522
Winter	2015/2016	12/30/2015		0.193	-1.207	-1.4
Winter	2015/2016	12/31/2015		0.203	-1.159	-1.362
Winter	2015/2016	1/1/2016		0.203	-1.159	-1.362
Winter	2015/2016	1/2/2016		0.203	-1.159	-1.362
Winter	2015/2016	1/3/2016		0.203	-1.159	-1.362
Winter	2015/2016	1/4/2016		0.633	-0.917	-1.55
Winter	2015/2016	1/5/2016		3.163	-0.926	-4.089
Winter	2015/2016	1/6/2016		1.120	-1.076	-2.196
Winter	2015/2016	1/7/2016		0.727	-1.086	-1.813
Winter	2015/2016	1/8/2016		0.372	-1.146	-1.518
Winter	2015/2016	1/9/2016		0.372	-1.146	-1.518
Winter	2015/2016	1/10/2016		0.372	-1.146	-1.518
Winter	2015/2016	1/11/2016		0.629	-1.083	-1.712
Winter	2015/2016	1/12/2016		1.964	-1.106	-3.07
Winter	2015/2016	1/13/2016		4.097	-1.353	-5.45
Winter	2015/2016	1/14/2016		0.643	-0.874	-1.517
Winter	2015/2016	1/15/2016		0.313	-0.861	-1.174
Winter	2015/2016	1/16/2016		0.313	-0.861	-1.174
Winter	2015/2016	1/17/2016		0.313	-0.861	-1.174
Winter	2015/2016	1/18/2016		0.313	-0.861	-1.174
Winter	2015/2016	1/19/2016		2.066	-0.804	-2.87
Winter	2015/2016	1/20/2016		1.801	-0.829	-2.63
Winter	2015/2016	1/21/2016		1.365	-0.375	-1.74
Winter	2015/2016	1/22/2016		1.301	-0.637	-1.938
Winter	2015/2016	1/23/2016		1.301	-0.637	-1.938
Winter	2015/2016	1/24/2016		1.301	-0.637	-1.938
Winter	2015/2016	1/25/2016		1.240	-0.460	-1.7
Winter	2015/2016	1/26/2016		0.560	-0.765	-1.325
Winter	2015/2016	1/27/2016		0.337	-0.784	-1.121
Winter	2015/2016	1/28/2016		0.256	-0.745	-1.001
Winter	2015/2016	1/29/2016		0.221	-0.806	-1.027
Winter	2015/2016	1/30/2016		0.221	-0.806	-1.027
Winter	2015/2016	1/31/2016		0.221	-0.806	-1.027
Winter	2015/2016	2/1/2016		0.094	-0.985	-1.079
Winter	2015/2016	2/2/2016		0.025	-1.009	-1.034
Winter	2015/2016	2/3/2016		-0.070	-1.004	-0.934
Winter	2015/2016	2/4/2016		0.053	-0.867	-0.92
Winter	2015/2016	2/5/2016		0.243	-0.797	-1.04
Winter	2015/2016	2/6/2016		0.243	-0.797	-1.04
Winter	2015/2016	2/7/2016		0.243	-0.797	-1.04
Winter	2015/2016	2/8/2016		0.366	-0.804	-1.17
Winter	2015/2016	2/9/2016		0.567	-0.923	-1.49
Winter	2015/2016	2/10/2016		1.027	-0.813	-1.84
Winter	2015/2016	2/11/2016		3.931	-0.205	-4.136
Winter	2015/2016	2/12/2016		3.370	-0.250	-3.62
Winter	2015/2016	2/13/2016		3.370	-0.250	-3.62
Winter	2015/2016	2/14/2016		3.370	-0.250	-3.62
Winter	2015/2016	2/15/2016		3.370	-0.250	-3.62
Winter	2015/2016	2/16/2016		4.289	0.169	-4.12
Winter	2015/2016	2/17/2016		0.509	-0.538	-1.047
Winter	2015/2016	2/18/2016		0.370	-0.532	-0.902
Winter	2015/2016	2/19/2016		0.398	-0.693	-1.091

Data Source: SNL Financial

Data Source: SNL Financial

OTC Global Holding Natural Gas Forwards & Futures
As Of: 8/27/2015


OTC Global Holding Natural Gas Forwards & Futures
As Of: 2/18/2016

Term	Leidy	Iroquois Z 2
Sep-15		
Oct-15		
Nov-15		
Dec-15		
Jan-16		
Feb-16		
Mar-16		
Apr-16		
May-16		
Jun-16		
Jul-16		
Aug-16		
Sep-16		
Oct-16		
Nov-16		
Dec-16		
Jan-17		
Feb-17		
Mar-17		
Apr-17		
May-17		
Jun-17		
Jul-17		
Aug-17		
Sep-17		
Oct-17		
Nov-17		
Dec-17		
Jan-18		
Feb-18		
Mar-18		
Apr-18		
May-18		
Jun-18		
Jul-18		
Aug-18		
Sep-18		
Oct-18		
Nov-18		
Dec-18		
Jan-19		
Feb-19		
Mar-19		
Apr-19		
May-19		
Jun-19		
Jul-19		
Aug-19		
Sep-19		
Oct-19		
Nov-19		
Dec-19		
Jan-20		
Feb-20		
Mar-20		
Apr-20		
May-20		
Jun-20		
Jul-20		
Aug-20		
Sep-20		
Oct-20		
Nov-20		
Dec-20		
Jan-21		
Feb-21		
Mar-21		
Apr-21		
May-21		
Jun-21		
Jul-21		
Aug-21		
Sep-21		
Oct-21		


Term	Leidy	Iroquois Z 2
Mar-16		
Apr-16		
May-16		
Jun-16		
Jul-16		
Aug-16		
Sep-16		
Oct-16		
Nov-16		
Dec-16		
Jan-17		
Feb-17		
Mar-17		
Apr-17		
May-17		
Jun-17		
Jul-17		
Aug-17		
Sep-17		
Oct-17		
Nov-17		
Dec-17		
Jan-18		
Feb-18		
Mar-18		
Apr-18		
May-18		
Jun-18		
Jul-18		
Aug-18		
Sep-18		
Oct-18		
Nov-18		
Dec-18		
Jan-19		
Feb-19		
Mar-19		
Apr-19		
May-19		
Jun-19		
Jul-19		
Aug-19		
Sep-19		
Oct-19		
Nov-19		
Dec-19		
Jan-20		
Feb-20		
Mar-20		
Apr-20		
May-20		
Jun-20		
Jul-20		
Aug-20		
Sep-20		
Oct-20		
Nov-20		
Dec-20		
Jan-21		
Feb-21		
Mar-21		
Apr-21		
May-21		
Jun-21		
Jul-21		
Aug-21		
Sep-21		
Oct-21		

REDACTED

Nov-21
Dec-21
Jan-22
Feb-22
Mar-22
Apr-22
May-22
Jun-22
Jul-22
Aug-22



Nov-21
Dec-21
Jan-22
Feb-22
Mar-22
Apr-22
May-22
Jun-22
Jul-22
Aug-22
Sep-22
Oct-22
Nov-22
Dec-22
Jan-23
Feb-23



REDACTED

EXHIBIT JAR-9

Petitioner's Response to Data Request PLAN Tech 1-1

Liberty Utilities (EnergyNorth Natural Gas) Corp. d/b/a Liberty Utilities

DG 15-494

Petition for Approval of Tennessee Gas Pipeline Company, LLC Supply Path Precedent Agreement

PLAN Data Requests – Tech Session 1

Date Request Received: 3/25/16
Request No. PLAN Tech 1-1

Date of Response: 4/1/16
Respondent: Francisco C. DaFonte

REQUEST:

Reference: Staff 2-2. Please provide daily demands for each day of each year for the 20-year forecast period in an excel spreadsheet format.

RESPONSE:

Please see Attachment PLAN Tech 1-1.xlsx.

PLAN Tech 1-1

Month Day	Nov-2018	Dec-2018	Jan-2019	Feb-2019	Mar-2019	Apr-2019	May-2019	Jun-2019	Jul-2019	Aug-2019	Sep-2019	Oct-2019	Nov-2019	Dec-2019	Jan-2020
1	41221	75843	119763	67817	116235	61727	28320	27655	18720	13460	18737	26969	43484	79589	124108
2	37881	110697	89973	71825	94354	66481	26988	25417	18830	15033	19999	23076	40035	115751	93176
3	37423	108353	83098	103722	111630	60637	30619	23692	17257	16401	21141	20158	39563	113319	86037
4	38376	108555	73833	103991	111083	58058	32270	28731	16023	16221	18585	23029	40547	113529	76417
5	50830	101791	68238	124144	74921	96347	34783	26600	17591	16131	15747	24097	53405	106511	70608
6	49863	100085	72905	134926	82842	80227	48198	22976	17999	16263	18195	23596	52407	104741	75453
7	43393	101822	94097	132500	75522	65494	31313	24316	17935	14967	20121	24229	45727	106543	97458
8	39849	105264	101765	105770	94269	71979	28032	24778	17932	13489	19274	27440	42068	110114	105420
9	48264	94233	96237	110187	104797	47366	22863	23154	17973	14992	19290	29678	50755	98669	99680
10	48429	82145	83589	100265	99324	59520	24766	22896	16059	16653	19465	38175	50926	86127	86547
11	41973	62413	95558	112121	64227	54192	28120	22954	14208	16842	17799	43147	44261	65654	98975
12	48429	80271	102844	88210	61620	56070	28652	20831	16300	16985	16240	43043	50926	84183	106541
13	49698	104285	93156	96606	58146	38231	35617	19013	18320	17263	18315	31403	52236	109099	96481
14	46621	103190	94712	98230	61214	46206	29558	21911	18172	15638	26848	27321	49059	107963	98096
15	52634	94938	81815	84090	73718	53293	36121	23871	17882	13693	25622	27019	55267	99400	84704
16	55088	89558	69095	76511	66788	60983	33852	22786	18076	15270	23272	41165	57801	93818	71497
17	53639	69353	106076	86164	74810	49684	33378	23921	17062	17423	22298	39089	56305	72855	109897
18	62370	81872	162680	80787	65010	34705	30430	25156	15537	18581	19571	40931	65319	85844	168640
19	70147	83049	168151	86699	62306	39246	29497	21897	17182	18802	17348	37815	73349	87065	172962
20	71124	96914	154118	62605	52994	33653	30080	18384	19125	17556	18912	30641	74358	101451	159765
21	69661	89205	100389	103382	62810	40335	34059	20640	17456	16130	20685	29574	72847	93453	103992
22	73895	81441	67951	95720	63554	33016	34220	21651	17437	14550	20684	50298	77218	85396	70309
23	87024	77782	77227	64698	69980	40708	25362	21652	17470	16337	20607	53450	90773	81600	79941
24	95297	54135	109365	90116	66424	40133	27278	21711	15822	18176	20858	50343	99315	57065	113311
25	93392	66478	83604	101605	56806	32471	28865	21873	14154	18785	19511	59019	97347	69871	86563
26	75931	69199	106352	104892	62810	31314	28183	19520	16067	19601	19059	43383	79320	72695	110183
27	57425	79446	116927	95731	74008	32776	30569	16825	17821	19601	21359	45598	60214	83327	121163
28	50383	82944	95285	95747	96353	43600	28159	18599	17862	17319	26246	42586	52943	86957	98692
29	60081	68296	114510	0	78268	40894	26141	20747	17990	14903	30658	31251	62956	71758	118654
30	68368	66886	119516	0	58123	45834	33457	21039	18044	15948	29916	25210	71512	70295	123852
31	0	65477	111440	0	58038	0	31789	0	16138	17735	0	21594	0	68833	115466

REDACTED

Feb-2020	Mar-2020	Apr-2020	May-2020	Jun-2020	Jul-2020	Aug-2020	Sep-2020	Oct-2020	Nov-2020	Dec-2020	Jan-2021	Feb-2021	Mar-2021	Apr-2021	May-2021	Jun-2021
70858	121310	63888	29446	28693	19558	14147	19492	28013	45071	81900	127493	72355	123714	64865	29977	29187
75017	98563	68765	28078	26401	19672	15755	20778	24023	41542	118843	95859	76611	100487	69825	28580	26847
108115	116522	62770	31806	24635	18059	17154	21942	21033	41059	116359	88558	110490	118825	63727	32388	25045
108394	115954	60125	33502	29794	16795	16970	19338	23975	42066	116573	78720	110775	118246	61036	34120	30311
129307	78361	99403	36081	27612	18401	16877	16446	25069	55220	109404	72779	132181	79858	100992	36756	28083
140494	86596	82866	49856	23902	18820	17013	18940	24556	54199	107596	77735	143632	88267	84170	50828	24297
137978	78986	67752	32519	25274	18754	15687	20902	25204	47365	109436	100238	141056	80497	68795	33116	25697
110241	98475	74406	29150	25746	18751	14177	20039	28496	43622	113084	108380	112666	100397	75563	29674	26180
114824	109419	49156	23842	24084	18793	15713	20056	30788	52509	101393	102510	117357	111573	49878	24252	24483
104528	103729	61625	25796	23820	16832	17412	20234	39496	52684	88580	89080	106818	105763	62562	26248	24213
116831	67243	56158	29240	23879	14935	17605	18537	44591	45865	67665	101789	119410	68507	57001	29766	24273
92019	64534	58085	29787	21706	17079	17751	16948	44484	52684	86593	109527	94014	65740	58961	30325	22055
100731	60922	39785	36938	19845	19149	18036	19063	32556	54024	112048	99239	102932	62052	40345	37631	20156
102417	64111	47966	30716	22812	18997	16374	27757	28373	50774	110887	100891	104657	65308	48667	31275	23184
87744	77110	55237	37455	24819	18700	14386	26507	28063	57125	102140	87196	89639	78581	56063	38160	25232
79879	69906	63125	35125	23708	18898	15997	24113	42560	59718	96437	73688	81588	71225	64088	35779	24098
89897	78245	51534	34639	24869	17860	18199	23120	40433	58187	75021	112959	91842	79740	52297	35283	25284
84317	68057	36168	31612	26134	16297	19383	20342	42321	67409	88290	173255	86130	69338	36665	32190	26575
90451	65247	40826	30654	22797	17982	19609	18078	39127	75624	89538	178069	92410	66468	41403	31211	23169
65449	55566	35088	31253	19201	19973	18335	19670	31775	76656	104234	164137	66818	56583	35567	31823	19499
107762	65770	41944	35338	21511	18263	16877	21477	30682	75111	96064	106920	110128	67003	42541	35996	21856
99812	66544	34435	35504	22545	18244	15261	21476	51920	79582	87833	72473	101991	67792	34902	36165	22912
67621	73224	42326	26408	22546	18278	17088	21397	55150	93450	83955	82324	69041	74613	42929	26874	22913
93997	69527	41736	28376	22607	16589	18968	21654	51965	102189	58890	116451	96039	70839	42330	28884	22975
105919	59529	33876	30005	22773	14879	19591	20281	60856	100175	71973	89096	108242	60629	34334	30548	23145
109330	65770	32689	29304	20364	16840	20426	19821	44833	81732	74858	113251	111733	67003	33126	29833	20685
99823	77411	34189	31754	17604	18637	20426	22164	47103	62186	85719	124481	102002	78889	34652	32335	17869
99840	100641	45292	29280	19421	18679	18092	27144	44016	54748	89427	101500	102019	102609	45947	29808	19723
121310	81840	42517	27208	21620	18810	15623	31638	32400	64991	73900	121915	0	83412	43124	27691	21968
0	60897	47584	34721	21919	18866	16691	30883	26209	73745	72406	127231	0	62027	48279	35366	22273
0	60809	0	33008	0	16913	18518	0	22505	0	70912	118655	0	61937	0	33616	0

REDACTED

Jul-2021	Aug-2021	Sep-2021	Oct-2021	Nov-2021	Dec-2021	Jan-2022	Feb-2022	Mar-2022	Apr-2022	May-2022	Jun-2022	Jul-2022	Aug-2022	Sep-2022	Oct-2022	Nov-2022
19885	14345	19814	28426	45766	83138	129577	73451	125629	65856	30444	29627	20263	14536	20136	28863	46456
20000	15987	21128	24365	42173	120695	97395	77779	102020	70903	29021	27245	20381	16212	21478	24727	42798
18352	17416	22317	21322	41681	118169	89968	112229	120660	64699	32900	25410	18692	17669	22693	21627	42297
17060	17228	19656	24316	42706	118387	79959	112519	120070	61961	34665	30771	17367	17478	19974	24677	43341
18702	17133	16701	25430	56103	111098	73915	134286	81052	102607	37349	28503	19050	17381	16956	25811	56979
19130	17272	19250	24908	55063	109261	78957	145930	89599	85495	51683	24648	19489	17523	19559	25279	55919
19063	15918	21255	25568	48103	111131	101850	143311	81700	69855	33642	26074	19420	16141	21607	25952	48834
19060	14376	20373	28918	44290	114840	110133	114441	101928	76739	30136	26565	19417	14568	20707	29363	44954
19103	15944	20390	31252	53342	102954	104161	119212	113288	50611	24613	24838	19461	16168	20724	31740	54168
17098	17679	20572	40114	53520	89929	90498	108495	107382	63513	26647	24564	17406	17938	20910	40767	54349
15159	17876	18837	45300	46575	68666	103428	121300	69513	57857	30230	24625	15418	18139	19138	46049	47279
17350	18026	17214	45192	53520	87909	111300	95475	66701	59850	30799	22366	17664	18291	17480	45939	54349
19466	18316	19375	33051	54885	113786	100834	104543	62952	40914	38240	20433	19834	18588	19687	33573	55739
19311	16620	28259	28793	51575	112606	102514	106298	66262	49380	31766	23516	19674	16857	28763	29236	52369
19008	14589	26983	28478	58043	103714	88581	91026	79753	56903	38779	25601	19364	14785	27458	28915	58953
19210	16234	24536	43234	60683	97916	74840	82840	72276	65066	36354	24446	19571	16464	24959	43944	61641
18148	18483	23521	41068	59125	76145	114791	93266	80932	53071	35849	25654	18483	18758	23923	41738	60055
16551	19692	20683	42990	68516	89635	176114	87459	70358	37170	32699	26968	16845	19992	21023	43695	69615
18274	19923	18368	39739	76883	90903	182177	93844	67440	41990	31701	23501	18611	20227	18659	40385	78132
20309	18622	19996	32256	77934	105843	166845	67821	57393	36053	32325	19764	20697	18900	20321	32763	79202
18561	17133	21842	31143	76360	97537	108648	111861	67984	43147	36576	22164	18905	17381	22208	31630	77600
18541	15483	21841	52760	80914	89170	73604	103586	68787	35377	36748	23239	18885	15698	22206	53646	82236
18576	17348	21761	56047	95038	85227	83626	70081	75720	43543	27283	23240	18921	17601	22124	56995	96613
16849	19269	22023	52806	103938	59746	118344	97534	71883	42933	29331	23303	17151	19560	22392	53694	105673
15102	19904	20620	61855	101887	73046	90515	109943	61506	34799	31026	23475	15360	20208	20959	62910	103585
17107	20757	20150	45547	83104	75979	115089	113493	67984	33570	30297	20971	17415	21078	20479	46300	84465
18943	20757	22544	47858	63198	87021	126513	103598	80066	35122	32847	18104	19297	21078	22925	48653	64201
18986	18374	27633	44715	55622	90790	103134	103615	104177	46613	30272	19992	19341	18647	28123	45453	56489
19120	15852	32226	32892	66054	75005	123902	0	84663	43740	28116	22278	19479	16074	32815	33411	67108
19177	16943	31454	26591	74969	73487	129310	0	62926	48984	35933	22588	19537	17187	32026	26993	76184
17180	18808	0	22820	0	71968	120586	0	62835	0	34151	0	17490	19090	0	23153	0

REDACTED

Dec-2022	Jan-2023	Feb-2023	Mar-2023	Apr-2023	May-2023	Jun-2023	Jul-2023	Aug-2023	Sep-2023	Oct-2023	Nov-2023	Dec-2023	Jan-2024	Feb-2024	Mar-2024	Apr-2024
84410	131617	74553	127570	66961	30967	30112	20672	14746	20492	29353	47173	85922	133812	75754	130201	67792
122597	98899	78953	103573	72103	29515	27684	20794	16458	21865	25132	43448	124858	100517	80233	105679	73006
120029	91348	113978	122519	65782	33474	25813	19060	17946	23109	21970	42938	122240	92833	115884	125040	66597
120250	81173	114273	121920	62992	35274	31279	17700	17751	20327	25081	44001	122466	82478	116185	124428	63768
112839	75028	136402	82261	104406	38013	28967	19428	17652	17238	26239	57889	114909	76225	138710	83900	105760
110970	80153	148241	90948	86971	52640	25036	19878	17797	19902	25696	56810	113004	81441	150760	92778	88081
112873	103428	145578	82920	71035	34231	26490	19807	16386	21998	26382	49595	114943	105126	148049	84574	71923
116644	111850	116227	103480	78050	30653	26991	19804	14778	21077	29864	45643	118789	113696	118174	105584	79036
104558	105778	121077	115026	51428	25018	25230	19849	16413	21095	32289	55027	106466	107518	123110	117383	52043
91315	91887	110182	109023	64574	27092	24950	17739	18221	21285	41500	55211	92962	93382	112020	111249	65372
69695	105033	123200	70533	58811	30749	25012	15699	18426	19472	46890	48012	70918	106759	125271	71915	59528
89261	113036	96945	67674	60842	31329	22710	18005	18582	17775	46777	55211	90868	114903	98547	68994	61588
115572	102395	106164	63864	41547	38923	20738	20232	18885	20033	34159	56626	117696	104075	107930	65101	42024
114372	104104	107948	67229	50173	32317	23882	20068	17117	29320	29734	53195	116472	105813	109746	68539	50770
105331	89939	92421	80941	57839	39473	26008	19749	15000	27986	29407	59900	107253	91399	93942	82552	58543
99436	75968	84099	73342	66155	36998	24831	19962	16715	25428	44742	62637	101243	77182	85471	74786	66976
77299	116585	94699	82139	53935	36482	26061	18845	19058	24368	42491	61022	78671	118515	96260	83776	54584
91015	178913	88794	71392	37733	33268	27401	17164	20319	21400	44488	70757	92657	181924	90250	72793	38157
92305	185398	95286	68426	42644	32250	23866	18977	20560	18981	41110	79430	93972	188486	96858	69763	43137
107496	169496	68829	58214	36595	32886	20056	21118	19204	20682	33333	80520	109461	172349	69928	59327	37003
99050	110339	113604	68979	43823	37224	22503	19279	17652	22613	32177	78889	100849	112159	115504	70328	44332
90542	74712	105191	69795	35906	37400	23599	19258	15932	22611	54642	83610	92175	75903	106940	71161	36304
86533	84900	71127	76842	44226	27742	23600	19294	17876	22527	58059	98251	88087	86272	72268	78363	44740
60625	120197	99038	72942	43604	29831	23665	17478	19878	22801	54690	107477	61670	122191	100677	74378	44110
74148	91904	111653	62395	35317	31562	23840	15639	20540	21335	64095	105351	75459	93399	113518	63599	35707
77131	116888	115263	68979	34065	30818	21288	17749	21429	20843	47146	85879	78500	118823	117192	70328	34437
88357	128502	105203	81259	35647	33419	18364	19681	21429	23346	49547	65244	89947	130643	106953	82877	36041
92190	104733	105220	105766	47354	30792	20289	19726	18945	28666	46282	57390	93855	106454	106970	107920	47912
76141	125848	0	85932	44427	28591	22619	19867	16317	33467	33994	68205	77490	127942	130201	87652	44944
74596	131346	0	63838	49770	36569	22936	19927	17454	32659	27445	77446	75916	133537	0	65074	50362
73052	122476	0	63746	0	34750	0	17826	19398	0	23527	0	74341	124510	0	64980	0

REDACTED

May-2024	Jun-2024	Jul-2024	Aug-2024	Sep-2024	Oct-2024	Nov-2024	Dec-2024	Jan-2025	Feb-2025	Mar-2025	Apr-2025	May-2025	Jun-2025	Jul-2025	Aug-2025	Sep-2025
31281	30692	20976	14958	20855	29710	47712	86958	135692	76693	131611	68712	31717	31138	21301	15208	21247
29812	28208	21100	16707	22260	25428	43937	126408	101903	81234	106808	74005	30223	28611	21428	16999	22687
33818	26294	19332	18227	23532	22220	43420	123755	94104	117374	126390	67499	34295	26664	19625	18557	23991
35640	31886	17947	18028	20686	25377	44497	123983	83596	117678	125771	64627	36147	32353	18211	18352	21074
38412	29521	19707	17927	17525	26551	58573	116327	77250	140512	84779	107257	38965	29946	20007	18249	17837
53214	25500	20166	18075	20251	26000	57480	114397	82543	152728	93758	89310	54011	25856	20475	18400	20629
34584	26987	20094	16633	22396	26697	50167	116362	106580	149980	85460	72906	35074	27369	20402	16924	22826
30963	27499	20091	14991	21453	30229	46162	120258	115277	119694	106712	80127	31393	27890	20398	15241	21860
25260	25697	20137	16661	21471	32690	55672	107773	109007	124699	118646	52723	25596	26057	20446	16952	21879
27360	25411	17987	18508	21666	42035	55859	94091	94661	113457	112441	66255	27730	25766	18252	18845	22079
31060	25475	15907	18717	19811	47503	48562	71756	108237	126890	72656	60322	31492	25831	16131	19059	20178
31648	23120	18257	18877	18075	47389	55859	91969	116502	99798	69702	62413	32089	23435	18528	19222	18399
39332	21103	20527	19186	20385	34587	57293	119151	105513	109311	65764	42552	39900	21384	20843	19539	20766
32647	24319	20360	17380	29887	30097	53816	117911	107278	111152	69241	51431	33105	24655	20673	17689	30501
39889	26493	20035	15218	28522	29765	60612	108570	92649	95131	83415	59322	40466	26867	20341	15474	29102
37385	25289	20252	16970	25905	45324	63386	102481	78221	86543	75560	67883	37921	25642	20563	17269	26422
36862	26548	19114	19363	24820	43040	61748	79612	120168	97481	84653	55303	37390	26923	19401	19721	25310
33610	27919	17400	20651	21784	45066	71616	93781	184503	91388	73544	38626	34084	28317	17654	21040	22199
32580	24303	19248	20897	19309	41639	80406	95114	191250	98086	70479	43681	33036	24638	19539	21292	19663
33223	20405	21431	19511	21049	33749	81511	110807	174792	70787	59924	37454	33691	20674	21765	19873	21447
37613	22908	19556	17926	23024	32575	79857	102082	113717	116988	71050	44894	38153	23220	19852	18249	23470
37791	24030	19535	16170	23023	55368	84642	93293	76923	108307	71894	36745	38334	24361	19831	16449	23469
28017	24031	19572	18156	22937	58835	99482	89152	87446	73158	79178	45309	28399	24362	19869	18484	23380
30132	24097	17720	20200	23217	55417	108832	62387	123898	101958	75147	44669	30548	24429	17980	20578	23668
31883	24276	15846	20877	21717	64959	106678	76357	94679	114975	64245	36138	32328	24612	16068	21272	22131
31130	21665	17996	21785	21214	47763	86943	79438	120480	118700	71050	34850	31563	21955	18261	22202	21615
33762	18675	19966	21785	23775	50199	66027	91036	132476	108319	83744	36478	34239	18913	20271	22202	24239
31104	20643	20012	19248	29217	46886	58068	94995	107928	108337	109074	48529	31536	20916	20318	19602	29815
28877	23027	20156	16563	34130	34419	69029	78415	129734	0	88573	45516	29273	23341	20464	16852	34848
36950	23351	20217	17724	33304	27775	78396	76820	135413	0	65737	51016	37478	23671	20527	18041	34002
35109	0	18075	19710	0	23799	0	75224	126252	0	65641	0	35608	0	18342	20076	0

REDACTED

Oct-2025	Nov-2025	Dec-2025	Jan-2026	Feb-2026	Mar-2026	Apr-2026	May-2026	Jun-2026	Jul-2026	Aug-2026	Sep-2026	Oct-2026	Nov-2026	Dec-2026	Jan-2027	Feb-2027
30127	48380	88137	137527	77781	133295	69574	32196	31560	21564	15411	21584	30563	49007	89303	139387	78686
25773	44542	128171	103255	82393	108155	74941	30676	28993	21692	17238	23053	26134	45110	129915	104626	83357
22511	44017	125479	95346	119100	128004	68343	34820	27015	19860	18826	24384	22816	44577	127184	96604	120536
25721	45112	125711	84687	119409	127376	65431	36705	32794	18424	18617	21408	26081	45688	127419	85793	120849
26915	59421	117942	78251	142602	85828	108660	39573	30350	20249	18512	18103	27296	60216	119538	79265	144340
26355	58310	115983	83619	155009	94929	90460	54888	26194	20725	18666	20953	26726	59088	117550	84710	156906
27063	50876	117977	108000	152218	86519	73826	35613	27731	20650	17161	23195	27446	51541	119573	109438	154079
30654	46804	121930	116821	121457	108058	81149	31867	28260	20647	15445	22209	31099	47406	123584	118385	122923
33156	56472	109260	110461	126541	120154	53360	25967	26398	20694	17190	22229	33644	57222	110731	111935	128072
42658	56662	95376	95911	115122	113865	67082	28139	26102	18466	19119	22432	43310	57415	96646	97177	116506
48217	49244	72710	109680	128765	73541	61066	31967	26168	16311	19338	20493	48965	49884	73653	111143	130325
48101	56662	93223	118063	101249	70547	63186	32575	23734	18746	19504	18677	48847	57415	94462	119646	102455
35085	58120	120807	106917	110911	66555	43046	40526	21649	21098	19828	21093	35607	58895	122444	108341	112241
30521	54584	119549	108707	112780	70080	52050	33609	24973	20926	17941	31028	30963	55306	121168	110156	114135
30182	61493	110070	93869	96508	84446	60052	41101	27221	20589	15682	29600	30619	62320	111552	95106	97653
46002	64313	103890	79236	87785	76484	68733	38511	25976	20814	17513	26865	46712	65183	105283	80264	88819
43680	62648	80682	121782	98895	85700	55976	37970	27277	19634	20013	25730	44350	63493	81740	123417	100071
45740	72679	95062	187020	92707	74441	39065	34605	28694	17858	21358	22556	46446	73677	96328	189572	93803
42255	81615	96414	193717	99510	71335	44191	33539	24956	19773	21615	19968	42900	82750	97699	196372	100694
34233	82738	112340	177177	71782	60636	37877	34205	20928	22035	20167	21788	34740	83890	113855	179594	72610
33040	81057	103485	115239	118708	71913	45421	38747	23515	20092	18512	23853	33526	82183	104873	116781	120139
56215	85921	94566	77919	109891	72768	37157	38931	24674	20070	16677	23851	57101	87121	95825	78929	111209
59739	101006	90363	88592	74191	80151	45842	28819	24675	20108	18751	23761	60686	102437	91561	89754	75049
56264	110512	63202	125565	103443	76066	45193	31007	24744	18189	20887	24054	57151	112088	64008	127254	104677
65966	108322	77379	95928	116664	65016	36542	32818	24929	16247	21594	22486	67020	109864	78390	97195	118068
48482	88260	80506	122098	120447	71913	35236	32039	22230	18476	22542	21960	49234	89496	81561	123738	121900
50959	66998	92276	134265	109904	84779	36886	34763	19140	20517	22542	24637	51754	67909	93501	136078	111221
47590	58907	96294	109367	109922	110452	49107	32012	21174	20565	19892	30327	48327	59694	97577	110825	111240
34915	70049	79468	131484	0	89674	46052	29708	23638	20714	17087	35464	35433	71007	80508	133258	0
28159	79571	77849	137244	0	66528	51629	38061	23973	20777	18300	34600	28562	80674	78866	139100	0
24117	0	76230	127953	0	66431	0	36156	0	18558	20375	0	24449	0	77223	129676	0

REDACTED

Mar-2027	Apr-2027	May-2027	Jun-2027	Jul-2027	Aug-2027	Sep-2027	Oct-2027	Nov-2027	Dec-2027	Jan-2028	Feb-2028	Mar-2028	Apr-2028	May-2028	Jun-2028	Jul-2028
135040	70474	32684	31980	21851	15600	21923	30984	49661	90446	141333	79666	136905	71378	33095	32280	22271
109552	75919	31136	29372	21982	17459	23422	26483	45703	131625	106061	84402	111044	76901	31524	29643	22404
129675	69226	35355	27363	20119	19076	24779	23110	45161	128856	97920	122092	131462	70112	35805	27612	20495
129039	66272	37273	33233	18658	18864	21743	26428	46290	129094	86951	122409	130816	67116	37752	33547	18999
86915	110127	40192	30750	20514	18757	18372	27663	61046	121103	80326	146223	88077	111599	40714	31036	20900
96142	91663	55779	26529	20998	18913	21279	27084	59900	119088	85851	158962	97439	92871	56531	26769	21396
87615	74788	36161	28091	20922	17381	23567	27816	52234	121139	110944	156096	88788	75754	36623	28347	21318
109453	82217	32349	28628	20918	15635	22561	31529	48035	125205	120022	124512	110944	83289	32755	28891	21315
121716	54026	26343	26737	20967	17410	22580	34115	58005	112173	113477	129731	123387	54694	26661	26979	21365
115341	67946	28554	26436	18700	19374	22788	43939	58201	97892	98501	118007	116918	68814	28904	26675	19042
74458	61843	32451	26503	16508	19597	20809	49687	50552	74578	112673	132016	75438	62624	32858	26743	16796
71422	63994	33069	24031	18985	19766	18957	49567	58201	95677	121301	103762	72358	64806	33486	24243	19334
67375	43562	41161	21913	21378	20095	21422	36110	59704	124050	109830	113683	68252	44081	41697	22102	21785
70949	52697	34122	25289	21202	18175	31558	31391	56059	122756	111672	115603	71878	53346	34554	25515	21606
85513	60814	41747	27572	20859	15876	30101	31041	63183	113006	96401	98895	86655	61580	42292	27823	21254
77441	69621	39110	26308	21088	17739	27310	47396	66091	106649	81340	89939	78465	70513	39616	26545	21489
86785	56680	38561	27630	19888	20284	26153	44996	64374	82778	125128	101345	87946	57386	39058	27882	20259
75370	39524	35136	29069	18082	21653	22914	47126	74719	97569	192241	94991	76364	39984	35583	29336	18408
72221	44724	34051	25272	20030	21914	20274	43523	83934	98959	199156	101977	73168	45259	34482	25498	20404
61374	38318	34729	21181	22331	20441	22131	35229	85091	115340	182123	73507	62163	38762	35170	21361	22762
72808	45972	39351	23809	20354	18756	24237	33995	83358	106233	118394	121689	73764	46526	39860	24018	20736
73674	37588	39538	24986	20332	16888	24236	57955	88374	97059	79985	112636	74643	38021	40051	25208	20714
81159	46399	29247	24987	20371	19000	24144	61599	103930	92736	90969	75980	82237	46958	29607	25210	20754
77017	45741	31473	25056	18419	21174	24443	58006	113733	64798	129022	106015	78035	46290	31866	25280	18754
65814	36965	33317	25245	16443	21893	22843	68036	111474	79381	98520	119590	66668	37389	33737	25470	16730
72808	35639	32524	22503	18710	22859	22306	49960	90786	82596	125454	123475	73764	36044	32933	22699	19052
85851	37314	35296	19364	20786	22859	25038	52521	68860	94703	137976	112649	86998	37743	35746	19525	21179
111880	49711	32496	21431	20835	20161	30843	49038	60516	98836	112351	112668	113407	50318	32905	21614	21229
90814	46612	30151	23933	20986	17306	36083	35934	72006	81529	135114	136905	92033	47174	30525	24144	21384
67348	52270	38652	24274	21051	18541	35202	28949	81826	79863	141041	0	68224	52913	39152	24488	21450
67249	0	36714	0	18793	20653	0	24770	0	78198	131479	0	68124	0	37185	0	19137

REDACTED

Aug-2028	Sep-2028	Oct-2028	Nov-2028	Dec-2028	Jan-2029	Feb-2029	Mar-2029	Apr-2029	May-2029	Jun-2029	Jul-2029	Aug-2029	Sep-2029	Oct-2029	Nov-2029	Dec-2029
15783	22262	31437	50249	91705	143068	80670	138683	72233	33474	32805	22554	15970	22604	31861	50835	92951
17674	23790	26858	46236	133508	107339	85471	112467	77829	31882	30118	22690	17893	24163	27209	46767	135371
19318	25175	23426	45687	130697	99093	123684	133165	70950	36221	28047	20750	19566	25574	23722	46211	132519
19102	22078	26802	46831	130939	87982	124006	132511	67913	38194	34097	19229	19346	22417	27152	47371	132764
18993	18640	28059	61793	122826	81272	148150	89185	112990	41195	31538	21161	19235	18912	28429	62537	124532
19153	21606	27469	60631	120780	86869	161066	98675	94012	57225	27188	21665	19398	21935	27830	61359	122456
17594	23938	28214	52858	122863	112286	158161	89905	76667	37050	28797	21586	17812	24314	28586	53480	124569
15819	22912	31991	48601	126991	121482	126138	112366	84303	33129	29351	21582	16006	23268	32424	49164	128758
17624	22932	34623	58709	113761	114852	131430	124979	55326	26954	27402	21633	17843	23288	35097	59411	115333
19622	23144	44616	58907	99263	99682	119542	118421	69635	29227	27093	19272	19874	23504	45250	59612	100621
19848	21126	50464	51152	75597	114037	133746	76372	63362	33234	27162	16990	20105	21446	51191	51751	76605
20020	19237	50342	58907	97015	122777	105100	73250	65572	33871	24614	19569	20280	19521	51067	59612	98340
20355	21751	36652	60432	125818	111157	115159	69087	44571	42192	22432	22061	20620	22084	37159	61158	127568
18402	32088	31851	56736	124504	113023	117105	72763	53960	34953	25911	21878	18634	32623	32281	57411	126235
16064	30602	31495	63959	114607	97554	100165	87743	62304	42795	28263	21521	16256	31109	31920	64733	116191
17958	27756	48134	66907	108154	82299	91085	79441	71356	40083	26961	21759	18183	28206	48823	67721	109643
20546	26575	45692	65167	83920	126653	102650	89052	58054	39518	28323	20509	20815	27003	46343	65957	85052
21939	23273	47858	75655	98936	194621	96208	77311	40420	35995	29805	18629	22231	23635	48544	76589	100288
22205	20580	44193	84998	100347	201675	103290	74071	45765	34880	25894	20657	22502	20889	44820	86060	101721
20707	22473	35755	86172	116977	184378	74425	62915	39181	35577	21678	23053	20978	22820	36248	87249	118596
18993	24622	34501	84414	107731	119832	123276	74675	47048	40331	24385	20995	19235	25011	34973	85468	109214
17093	24620	58875	89500	98418	80927	114097	75566	38431	40523	25598	20972	17303	25009	59736	90623	99763
19241	24527	62582	105272	94030	92053	76932	83265	47487	29939	25599	21012	19487	24914	63502	106611	95310
21452	24832	58927	115211	65668	130597	107384	79005	46810	32229	25671	18980	21736	25225	59789	116686	66529
22183	23200	69131	112922	80472	99701	121148	67482	37790	34125	25865	16923	22480	23561	70156	114365	81552
23165	22653	50742	91945	83736	126983	125086	74675	36427	33310	23040	19283	23478	23003	51473	93102	84865
23165	25438	53347	69715	96026	139667	114110	88091	38148	36161	19806	21445	23478	25843	54120	70568	97336
20422	31359	49804	61255	100222	113711	114129	114863	50891	33281	21935	21496	20688	31880	50520	61992	101594
17518	36703	36472	72905	82653	136768	0	93195	47706	30870	24514	21653	17735	37329	36976	73801	83765
18774	35804	29367	82861	80962	142772	0	69059	53522	39612	24864	21720	19012	36413	29758	83893	82049
20922	0	25115	0	79271	133086	0	68958	0	37619	0	19370	21196	0	25438	0	80334

REDACTED

Jan-2030	Feb-2030	Mar-2030	Apr-2030	May-2030	Jun-2030	Jul-2030	Aug-2030	Sep-2030	Oct-2030	Nov-2030	Dec-2030	Jan-2031	Feb-2031	Mar-2031	Apr-2031	May-2031
144840	81587	140373	73057	33817	33279	22778	16114	22890	32254	51399	93926	146881	82587	142166	73954	34252
108646	86448	113821	78725	32207	30546	22916	18062	24473	27534	47278	136829	110150	87514	115255	79699	32618
100292	125140	134784	71758	36597	28441	20951	19756	25908	23997	46714	133944	101672	126726	136502	72637	37074
89036	125466	134122	68683	38594	34592	19411	19533	22699	27477	47890	134192	90249	127057	135830	69520	39101
82238	149912	90238	114332	41631	31990	21368	19421	19138	28772	63252	125866	83351	151832	91355	115793	42184
87908	162990	99851	95113	57853	27567	21878	19585	22210	28164	62059	123767	89105	165087	101097	96312	58649
113656	160048	90968	77548	37436	29203	21798	17980	24627	28932	54078	125904	115235	162105	92094	78506	37926
122972	127624	113718	85280	33469	29766	21795	16150	23564	32825	49706	130141	124689	129245	115151	86344	33899
116256	132982	126493	55935	27219	27785	21846	18010	23585	35537	60086	116563	117873	134675	128099	56599	27555
100889	120946	119851	70426	29519	27470	19456	20068	23804	45838	60290	101683	102278	122477	121367	71287	29890
115431	135327	77261	64073	33575	27540	17144	20301	21713	51865	52326	77393	117035	137052	78203	64848	34006
124284	106323	74098	66312	34219	24949	19756	20479	19757	51739	60290	99376	126020	107657	74997	67117	34660
112513	116507	69882	45044	42640	22731	22279	20824	22361	37629	61855	128937	114075	117978	70725	45558	43208
114403	118478	73605	54552	35314	26268	22094	18811	33070	32680	58060	127589	115993	119975	74498	55196	35771
98733	101326	88778	63002	43250	28660	21732	16403	31531	32314	65476	117430	100090	102592	89875	63762	43827
83279	92132	80369	72169	40506	27336	21974	18355	28582	49463	68504	110808	84407	93274	81353	73054	41041
128211	103842	90103	58698	39933	28721	20708	21021	27359	46946	66717	85936	130005	105142	91218	59399	40460
197052	97319	78211	40840	36369	30228	18804	22456	23937	49179	77486	101347	199851	98531	79166	41297	36842
204313	104491	74930	46253	35240	26250	20858	22729	21147	45401	87080	102796	207502	105799	75841	46784	35697
186681	75264	63630	39585	35945	21963	23284	21186	23109	36705	88285	119863	189332	76179	64389	40025	36413
121301	124727	75542	47552	40756	24717	21200	19420	25335	35412	86481	110374	122993	126308	76460	48101	41296
81888	115433	76444	38825	40951	25950	21176	17464	25334	60534	91703	100816	82996	116889	77375	39255	41493
93160	77803	84242	47996	30240	25951	21217	19676	25236	64355	107898	96311	94434	78752	85278	48551	30622
132207	108636	79927	47311	32557	26024	19159	21953	25553	60588	118103	67203	134060	110000	80905	47857	32974
100907	122572	68256	38176	34476	26221	17076	22707	23862	71105	115752	82397	102297	124124	69077	38597	34921
128546	126559	75542	36796	33651	23349	19466	23719	23295	52151	94214	85747	130345	128165	76460	37198	34084
141395	115446	89130	38539	36536	20059	21655	23719	26181	54837	71387	98361	143384	116902	90232	38965	37012
115100	115465	116247	51444	33622	22225	21707	20892	32315	51185	62700	102667	116700	116922	117714	52047	34055
138458	0	94300	48218	31182	24847	21866	17901	37851	37444	74663	84635	140404	0	95472	48776	31578
144541	0	69853	54108	40029	25204	21934	19195	36920	30121	84885	82900	146577	0	70696	54746	40558
134728	0	69751	0	38012	0	19554	21407	0	25738	0	81165	136619	0	70592	0	38510

REDACTED

Jun-2031	Jul-2031	Aug-2031	Sep-2031	Oct-2031	Nov-2031	Dec-2031	Jan-2032	Feb-2032	Mar-2032	Apr-2032	May-2032	Jun-2032	Jul-2032	Aug-2032	Sep-2032	Oct-2032
33730	23096	16322	23255	32716	52042	95118	148791	83595	143967	74858	34689	34178	23401	16516	23605	33171
30954	23236	18306	24871	27916	47861	138613	111558	88587	116697	80681	33030	31359	23543	18534	25251	28293
28815	21237	20031	26334	24320	47289	135688	102965	128325	138227	73523	37552	29187	21511	20288	26742	24638
35064	19669	19805	23061	27858	48482	135940	91386	128660	137547	70363	39609	35533	19917	20058	23407	28235
32421	21661	19690	19427	29175	64069	127499	84393	153767	92477	117264	42738	32848	21942	19941	19704	29573
27928	22180	19858	22561	28557	62858	125371	90225	167199	102350	97518	59447	28285	22470	20112	22898	28945
29590	22098	18223	25027	29338	54760	127537	116712	164178	93227	79471	38416	29973	22387	18449	25410	29738
30162	22095	16359	23943	33296	50325	131832	126296	130877	116592	87416	34330	30554	22383	16554	24305	33761
28149	22147	18254	23964	36055	60856	118067	119387	136380	129712	57266	27892	28510	22436	18481	24327	36565
27829	19714	20350	24188	46528	61063	102983	103579	124018	122891	72154	30262	28185	19963	20612	24555	47210
27900	17362	20587	22055	52657	52983	78358	118538	138789	79149	65627	34439	28258	17571	20853	22381	53438
25268	20020	20768	20058	52529	61063	100644	127646	109000	75901	67928	35102	25585	20274	21037	20347	53308
23015	22588	21119	22715	38181	62651	130612	115537	119460	71571	46076	43777	23296	22884	21394	23055	38726
26608	22399	19070	33641	33149	58800	129245	117481	121484	75395	55845	36230	26945	22693	19310	34187	33612
29038	22031	16617	32071	32777	66325	118947	101361	103868	90978	64527	44405	29413	22319	16816	32587	33233
27693	22277	18605	29062	50215	69397	112233	85463	94425	82341	73945	41578	28047	22568	18837	29522	50956
29100	20989	21320	27814	47656	67584	87019	131685	106452	92339	60105	40989	29475	21259	21598	28250	48355
30631	19051	22781	24324	49926	78511	102642	202472	99753	80126	41757	37317	31031	19288	23084	24693	50663
26590	21141	23060	21477	46085	88245	104111	210364	107118	76756	47319	36154	26927	21414	23368	21793	46759
22235	23610	21488	23479	37242	89467	121413	191816	77101	65151	40468	36881	22504	23924	21770	23833	37771
25032	21489	19690	25750	35927	87636	111793	124577	127901	77384	48654	41836	25345	21767	19941	26147	36435
26285	21465	17697	25748	61473	92935	102103	84033	118356	78311	39688	42037	26617	21743	17914	26145	62398
26286	21507	19950	25649	65358	109367	97537	95628	79708	86319	49110	31004	26619	21786	20205	26044	66347
26360	19413	22270	25972	61527	119721	68028	135795	111375	81888	48406	33391	26693	19656	22564	26373	62454
26561	17293	23037	24247	72222	117336	83431	103598	125688	69901	39021	35367	26897	17501	23345	24615	73323
23643	19725	24068	23668	52949	95482	86827	132029	129783	77384	37603	34517	23934	19974	24392	24025	53735
20301	21953	24068	26613	55679	72322	99614	145247	118370	91339	39394	37489	20541	22239	24392	27026	56510
22501	22005	21189	32870	51966	63508	103980	118198	118389	119189	52653	34488	22774	22292	21465	33402	52735
25165	22168	18143	38519	37993	75646	85700	142226	143967	96649	49338	31974	25480	22457	18367	39158	38535
25527	22237	19460	37569	30546	86018	83941	148483	0	71542	55389	41087	25847	22528	19707	38190	30967
0	19814	21714	0	26090	0	82182	138389	0	71436	0	39009	0	20065	21999	0	26438

REDACTED

Nov-2032	Dec-2032	Jan-2033	Feb-2033	Mar-2033	Apr-2033	May-2033	Jun-2033	Jul-2033	Aug-2033	Sep-2033	Oct-2033	Nov-2033	Dec-2033	Jan-2034	Feb-2034	Mar-2034
52687	96322	150717	84609	145787	75771	35131	34635	23717	16720	23969	33638	53340	97541	152662	85635	147628
48446	140413	112977	89668	118153	81673	33447	31772	23862	18773	25647	28680	49038	142236	114411	90761	119627
47866	137448	104267	129935	139970	74418	38036	29566	21795	20558	27167	24965	48449	139230	105583	131563	141734
49076	137704	92531	130274	139281	71216	40124	36010	20174	20324	23767	28620	49677	139489	93687	131907	141035
64887	129147	85443	155716	93611	118752	43299	33284	22233	20206	19992	29980	65716	130815	86503	157686	94758
63659	126989	91355	169327	103615	98739	60255	28650	22770	20379	23248	29342	64471	128628	92495	171477	104895
55445	129186	118202	166265	94370	80447	38914	30365	22686	18687	25809	30148	56138	130855	119707	168375	95527
50945	133540	127916	132521	118046	88499	34766	30955	22682	16759	24683	34238	51573	135268	129552	134183	119518
61629	119586	120912	138097	131342	57942	28233	28879	22736	18719	24705	37087	62410	121123	122454	139833	132991
61838	104294	104889	125571	124429	73031	30638	28549	20221	20888	24938	47908	62623	105622	106214	127141	125986
53642	79332	120052	140538	80106	66416	34877	28622	17788	21134	22722	54239	54309	80318	121582	142306	81073
61838	101923	129284	110353	76814	68747	35550	25908	20537	21320	20648	54107	62623	103219	130939	111720	77738
63450	132302	117010	120951	72426	46600	44353	23583	23192	21684	23408	39284	64258	134014	118499	122460	73292
59543	130917	118981	123003	76301	56501	36695	27290	22997	19563	34757	34086	60295	132610	120496	124538	77218
67177	120477	102642	105152	92091	65300	44991	29796	22617	17025	33126	33701	68039	122027	103935	106451	93218
70293	113671	86527	95584	83340	74846	42122	28408	22871	19082	30001	51716	71200	115128	87603	96755	84350
68454	88111	133378	107771	93471	60819	41524	29859	21539	21892	28705	49072	69334	89218	135088	109104	94616
79538	103949	205113	100982	81095	42223	37798	31438	19535	23403	25078	51418	80578	105272	207782	102225	82075
89413	105438	213260	108445	77680	47860	36618	27271	21696	23692	22122	47449	90595	106781	216278	109788	78615
90653	122977	194318	78029	65920	40916	37355	22779	24249	22066	24201	38314	91853	124561	196846	78967	66699
88796	113226	126173	129506	78316	49213	42384	25664	22056	20205	26560	36955	89969	114676	127786	131128	79260
94171	103403	85078	119833	79256	40125	42588	26956	22031	18143	26558	63346	95422	104719	86134	121327	80212
110840	98774	96830	80671	87371	49675	31392	26958	22075	20474	26455	67360	112331	100026	98045	81644	88435
121344	68860	137544	112759	82880	48962	33814	27034	19909	22874	26790	63403	122986	69702	139311	114159	83885
118924	84474	104909	127263	70734	39449	35820	27241	17717	23669	24999	74451	120531	85530	106233	128855	71577
96755	87917	133727	131413	78316	38012	34957	24231	20232	24734	24398	54540	98043	89021	135442	133060	79260
73261	100880	147124	119847	92458	39827	37973	20785	22535	24734	27456	57361	74210	102161	149021	121341	93590
64319	105305	119707	119867	120678	53266	34927	23054	22590	21756	33956	53525	65140	106647	121232	121361	122185
76632	86774	144063	0	97838	49906	32376	25801	22758	18604	39824	39090	77630	87862	145918	0	99042
87154	84991	150405	0	72397	56039	41624	26175	22829	19967	38837	31397	88304	86054	152346	0	73262
0	83208	140173	0	72290	0	39516	0	20324	22299	0	26794	0	84247	141976	0	73153

REDACTED

Apr-2034	May-2034	Jun-2034	Jul-2034	Aug-2034	Sep-2034	Oct-2034	Nov-2034	Dec-2034	Jan-2035	Feb-2035	Mar-2035	Apr-2035	May-2035	Jun-2035	Jul-2035	Aug-2035
76695	35577	35096	24037	16925	24333	34107	54002	98768	154634	86674	149490	77629	36029	35561	24356	17130
82676	33869	32188	24184	19014	26043	29068	49638	144071	115864	91868	121117	83691	34295	32609	24506	19254
75324	38526	29948	22082	20830	27592	25293	49041	141024	106917	133211	143518	76239	39021	30335	22368	21100
72078	40643	36493	20434	20591	24128	29008	50286	141287	94860	133560	142810	72950	41170	36980	20693	20858
120256	43866	33724	22528	20471	20281	30390	66556	132495	87578	159681	95918	121777	44439	34169	22822	20735
99973	61072	29019	23074	20647	23599	29741	65293	130278	93652	173655	106190	101220	61898	29391	23377	20915
81434	39416	30760	22988	18926	26209	30561	56840	132535	121231	170512	96698	82432	39924	31158	23290	19164
89595	35207	31359	22984	16965	25061	34717	52210	137009	131210	135866	121007	90703	35654	31767	23286	17170
58625	28578	29251	23039	18959	25083	37613	63203	122671	124016	141591	134658	59315	28927	29626	23342	19198
73918	31018	28916	20481	21165	25321	48609	63419	106959	107556	128731	127561	74815	31403	29286	20741	21441
67213	35320	28990	18008	21415	23063	55044	54985	81310	123132	144097	82052	68020	35768	29362	18226	21695
69576	36003	26234	20803	21605	20950	54909	63419	104523	132616	113105	78672	70414	36461	26563	21068	21889
47130	44935	23874	23503	21974	23762	39845	65077	135737	120007	123987	74167	47666	45525	24166	23813	22265
57165	37164	27637	23305	19817	35327	34562	61057	134314	122031	126093	78145	57836	37639	27988	23611	20071
66083	45582	30182	22918	17236	33665	34171	68912	123587	105247	107766	94358	66874	46181	30572	23218	17446
75758	42671	28773	23176	19328	30480	52480	72119	116594	88693	97942	85372	76679	43227	29141	23481	19573
61541	42064	30246	21822	22186	29159	49793	70226	90331	136822	110454	95774	62271	42611	30637	22104	22480
42693	38284	31850	19784	23724	25464	52177	81632	106604	210486	103484	83067	43169	38775	32266	20032	24044
48407	37086	27618	21982	24017	22451	48143	91793	108134	219381	111147	79561	48959	37560	27969	22267	24342
41369	37834	23057	24578	22363	24570	38859	93070	126156	199408	79917	67487	41827	38319	23337	24906	22660
49778	42937	25986	22348	20470	26974	37478	91158	116136	129420	132770	80214	50349	43497	26312	22638	20735
40568	43144	27299	22323	18373	26972	64299	96689	106043	87204	122839	81179	41015	43707	27644	22613	18602
50246	31783	27300	22367	20744	26867	68378	113842	101287	99277	82630	89511	50824	32179	27645	22658	21013
49523	34241	27377	20164	23185	27209	64357	124651	70550	141101	115576	84900	50091	34673	27724	20419	23496
39882	36276	27587	17935	23993	25383	75585	122161	86594	107576	130467	72429	40320	36738	27937	18152	24318
38426	35401	24531	20492	25078	24770	55350	99349	90132	137180	134728	80214	38844	35850	24834	20752	25420
40266	38461	21032	22835	25078	27887	58217	75173	103451	150943	122853	94734	40709	38955	21281	23134	25420
53886	35370	23335	22890	22048	34511	54318	65972	107998	122778	122874	123709	54512	35819	23620	23190	22339
50481	32782	26125	23061	18842	40490	39648	78642	88957	147798	0	100259	51061	33192	26453	23364	19079
56696	42166	26505	23134	20228	39485	31830	89469	87125	154313	0	74136	57361	42714	26838	23438	20489
0	40026	0	20587	22600	0	27151	0	85293	143802	0	74027	0	40544	0	20848	22901

REDACTED

Sep-2035	Oct-2035	Nov-2035	Dec-2035	Jan-2036	Feb-2036	Mar-2036	Apr-2036	May-2036	Jun-2036	Jul-2036	Aug-2036	Sep-2036	Oct-2036	Nov-2036	Dec-2036	Jan-2037
24699	34579	54670	100011	156627	87723	151371	78576	36486	36035	24684	17341	25074	35060	55347	101269	158636
26441	29459	50243	145931	117334	92986	122623	84719	34727	33037	24836	19501	26849	29857	50857	147812	118815
28019	25623	49637	142843	108265	134876	145320	77167	39522	30728	22663	21379	28457	25958	50243	144682	109624
24489	29398	50900	143109	96045	135229	144602	73834	41702	37475	20959	21133	24861	29794	51524	144952	97240
20571	30802	67404	134197	88665	161696	97090	123319	45020	34621	23124	21008	20868	31221	68264	135920	89761
23951	30143	66122	131950	94821	175855	107498	102485	62735	29769	23688	21190	24312	30552	66963	133642	95999
26610	30976	57548	134237	122774	172670	97880	83444	40439	31564	23600	19410	27021	31398	58267	135960	124327
25440	35199	52852	138772	132887	137566	122511	91826	36106	32182	23596	17382	25830	35689	53503	140557	134577
25463	38142	64002	124239	125596	143367	136343	60015	29280	30008	23652	19444	25853	38679	64813	125827	127187
25705	49316	64221	108314	108913	130336	129152	75724	31793	29663	21008	21726	26099	50034	65035	109685	110280
23404	55854	55666	82316	124700	145906	83040	68837	36221	29740	18451	21985	23755	56677	56358	83334	126280
21252	55717	64221	105844	134312	114504	79616	71264	36925	26898	21341	22181	21562	56539	65035	107182	136020
24117	40410	65903	137483	121533	125530	75051	48209	46121	24464	24131	22564	24481	40985	66741	139251	123070
35898	35042	61826	136041	123584	127664	79082	58516	38120	28345	23927	20332	36485	35530	62605	137788	125149
34205	34645	69793	125168	106573	109094	95509	67676	46787	30968	23527	17662	34760	35126	70687	126768	107909
30961	53248	73046	118080	89795	99140	86405	77613	43790	29516	23794	19826	31454	54030	73986	119583	90905
29615	50518	71126	91460	138575	111818	96944	63011	43165	31035	22394	22782	30083	51256	72039	92602	140341
25851	52941	82696	107954	213221	104756	84069	43652	39273	32688	20287	24373	26248	53717	83774	109320	215977
22782	48842	93002	109505	222439	112520	80517	49520	38040	28325	22559	24677	23121	49553	94228	110892	225265
24940	39408	94297	127772	201999	80877	68282	42292	38810	23622	25243	22965	25320	39966	95541	129407	204610
27389	38005	92358	117615	131073	134429	81178	50928	44064	26643	22937	21008	27815	38541	93575	119113	132739
27387	65259	97968	107385	88286	124367	82156	41468	44277	27996	22912	18838	27813	66234	99265	108744	89376
27280	69404	115367	102565	100522	83626	90598	51410	32580	27997	22957	21291	27704	70446	116913	103857	101777
27628	65317	126330	71410	142912	117008	85927	50667	35110	28077	20680	23816	28059	66293	128033	72280	144737
25768	76726	123804	87672	108933	132096	73290	40765	37206	28293	18376	24652	26164	77887	125471	88762	110301
25144	56165	100666	91258	138938	136413	81178	39269	36305	25143	21020	25773	25528	56993	102001	92397	140709
28319	59078	76143	104758	152887	124381	95891	41158	39456	21535	23441	25773	28763	59954	77128	106080	154845
35067	55116	66811	109367	124341	124402	125249	55147	36273	23910	23498	22640	35639	55928	67662	110752	125916
41158	40210	79662	90067	149699	151371	101488	51650	33608	26786	23675	19323	41845	40781	80697	91190	151615
40134	32265	90644	88210	156302	0	75020	58035	43270	27177	23750	20758	40801	32708	91837	89308	158307
0	27511	0	86353	145650	0	74909	0	41067	0	21117	23211	0	27877	0	87426	147511

REDACTED

Feb-2037	Mar-2037	Apr-2037	May-2037	Jun-2037	Jul-2037	Aug-2037	Sep-2037	Oct-2037	Nov-2037	Dec-2037	Jan-2038	Feb-2038	Mar-2038	Apr-2038	May-2038	Jun-2038
88784	153275	79533	36948	36512	25013	17553	25451	35547	56036	102550	160673	89859	155205	80503	37416	36997
94117	124147	85760	35163	33469	25168	19750	27259	30261	51482	149728	120316	95262	125691	86814	35606	33907
136560	147144	78106	40028	31124	22959	21660	28896	26299	50859	146555	111002	138266	148993	79057	40541	31527
136917	146417	74728	42240	37975	21227	21409	25233	30197	52158	146829	98451	138628	148256	75633	42786	38482
163734	98277	124878	45606	35077	23428	21283	21166	31647	69138	137673	90872	165799	99479	126458	46201	35540
178080	108822	103764	63579	30151	24001	21468	24674	30967	67819	135364	97194	180335	110164	105060	64437	30539
174853	99077	84467	40958	31974	23911	19657	27434	31826	58998	137714	125903	177065	100290	85503	41485	32389
139285	124034	92962	36562	32601	23907	17595	26220	36187	54166	142373	136290	141027	125577	94112	37025	33025
145163	138049	60724	29637	30394	23965	19692	26244	39225	65639	127442	128802	146983	139777	61441	29999	30785
131960	130762	76643	32186	30043	21277	22013	26495	50763	65864	111080	111667	133605	132394	77574	32585	30429
147736	84041	69664	36679	30121	18677	22276	24107	57514	57062	84370	127882	149589	85055	70501	37144	30508
115919	80571	72123	37393	27236	21615	22476	21873	57373	65864	108543	137753	117352	81539	72994	37868	27579
127091	75946	48758	46723	24765	24452	22864	24847	41568	67594	141049	124629	128672	76853	49315	47335	25070
129253	80030	59204	38606	28705	24244	20595	37074	36025	63399	139567	126736	130862	80991	59901	39099	29070
110437	96675	68487	47399	31369	23837	17880	35317	35614	71597	128396	109264	111798	97856	69308	48020	31775
100352	87450	78558	44358	29894	24109	20080	31950	54823	74943	121114	92032	101580	88509	79515	44935	30277
113197	98129	63759	43724	31436	22685	23087	30553	52004	72968	93764	142132	114595	99329	64517	44292	31843
106042	85083	44140	39775	33115	20544	24705	26646	54506	84872	110710	218771	107345	86111	44634	40285	33548
113909	81484	50087	38524	28685	22854	25013	23461	50274	95476	112304	228133	115316	82464	50661	39016	29050
81848	69088	42762	39306	23910	25582	23273	25701	40533	96808	131071	207257	82831	69904	43237	39809	24202
136107	82154	51514	44636	26977	23238	21282	28243	39084	94813	120637	134427	137807	83144	52108	45217	27316
125912	83145	41927	44852	28351	23212	19076	28241	67224	100586	110126	90482	127477	84147	42391	45436	28710
84633	91699	52002	32984	28352	23258	21570	28130	71504	118487	105173	103049	85653	92814	52602	33395	28712
118456	86965	51249	35552	28433	20943	24138	28491	67285	129767	73165	146587	119923	88018	51839	36000	28794
133743	74162	41214	37678	28653	18601	24988	26561	79065	127168	89872	111688	135412	75046	41669	38157	29017
138117	82154	39698	36764	25454	21289	26129	25913	57835	103361	93557	142505	139844	83144	40132	37230	25769
125926	97061	41613	39960	21790	23750	26129	29208	60843	78130	107427	156832	127492	98248	42073	40473	22050
125948	126808	55790	36732	24202	23808	22942	36212	56752	68528	112162	127513	127513	128388	56441	37197	24498
0	102733	52246	34028	27122	23988	19569	42533	41361	81751	92333	153557	0	103994	52849	34454	27464
0	75915	58716	43830	27519	24064	21028	41470	33158	93050	90425	160339	0	76821	59406	44400	27866
0	75802	0	41596	0	21388	23523	0	28249	0	88518	149399	0	76707	0	42132	0

REDACTED

Jul-2038	Aug-2038	Sep-2038	Oct-2038
25349	17768	25834	36040
25506	20002	27676	30669
23260	21945	29343	26644
21499	21689	25612	30604
23737	21561	21470	32077
24320	21749	25043	31386
24228	19908	27854	32259
24224	17810	26618	36690
24283	19943	26642	39777
21550	22303	26897	51500
18907	22570	24465	58359
21894	22774	22190	58216
24778	23169	25218	42157
24566	20862	37673	36525
24153	18100	35883	36108
24429	20338	32453	55626
22982	23395	31031	52761
20805	25041	27052	55303
23153	25354	23807	51003
25927	23585	26089	41106
23544	21560	28678	39634
23517	19316	28676	68226
23564	21853	28563	72574
21211	24465	28931	68287
18830	25329	26964	80256
21562	26489	26305	58685
24065	26489	29661	61742
24124	23248	36795	57585
24306	19818	43234	41947
24384	21301	42151	33612
21663	23838	0	28625

REDACTED

EXHIBIT JAR-10

Petitioner's Response to Data Request PLAN Tech 1-2

Liberty Utilities (EnergyNorth Natural Gas) Corp. d/b/a Liberty Utilities

DG 15-494

Petition for Approval of Tennessee Gas Pipeline Company, LLC Supply Path Precedent Agreement

PLAN Data Requests – Tech Session 1

Date Request Received: 3/25/16
Request No. PLAN Tech 1-2

Date of Response: 4/1/16
Respondent: Francisco C. DaFonte

REQUEST:

Please provide the capacity release values for Market Path and Supply Path used for the Resource Mix analysis.

RESPONSE:

For the SENDOUT® analyses conducted in the Market Path Docket (DG 14-380) and the present Supply Path Docket (DG 15-494), EnergyNorth used capacity release values equal to 100% of the demand charge during the winter months (i.e., November through March), and 25% of the demand charge during the summer months (i.e., April through October).