

**Public Service Company of New Hampshire d/b/a Eversource Energy  
2024-2026 System Benefits Charge ("SBC") Calculation  
(\$ in 000's)**

Year	EE Total Budget	RSA 125-O:5-a Funding	RGGI Revenues	FCM Revenues	Other Revenues	SBC Revenues	Year End Carryover (under) w/ Interest	Forecasted Sales (MWh)	SBC Rate EE Portion (cents/kWh)	SBC Rate EAP Portion (cents/kWh)	SBC Rate LBR Portion (cents/kWh)	Total SBC Rate (cents/kWh)
Col. A	Col. B*	Col. C	Col. D	Col. E	Col. F	Col. G	Col. H	Col. I	Col. J	Col. K	Col. L	Col. M
2024	\$ 53,580	\$ 293	\$ 1,871	\$ 3,371	\$ -	\$ 44,792	\$ 8,412	7,762,885	0.577	0.150	0.178	0.905
2025	\$ 55,781	\$ 292	\$ 1,852	\$ 3,325	\$ -	\$ 46,528	\$ 4,553	7,716,150	0.603	0.150	0.217	0.970
2026	\$ 57,887	\$ 292	\$ 1,917	\$ 3,211	\$ -	\$ 47,716	\$ (630)	7,708,603	0.619	0.150	0.246	1.015

Col. A: Calendar year (January 1 - December 31)  
Col. B: Company Forecast (\*excludes current year interest)  
Col. C: Company Forecast calculated in accordance with RSA 374-F:3 VI-a  
Col. D: Company Forecast  
Col. E: Company Forecast  
Col. F: Company Forecast  
Col. G: Pages 4, 5 & 6, Line 1 Col. O  
Col. H: Pages 4, 5 & 6, (Line 10, Col. N + Line 12, Col. O) x -1  
Col. I: Pages 4, 5 & 6, Line 15 Col. O  
Col. J: Company Forecast calculated in accordance with RSA 374-F:3 VI-a  
Col. K: EAP Portion of SBC Rate  
Col. L: Page 7, Col. G  
Col. M: Col. J + Col. K + Col. L

**Public Service Company of New Hampshire d/b/a Eversource Energy**  
**Energy Efficiency Expense & SBC Revenue Reconciliation**  
**January 1, 2022 to December 31, 2022**  
(\$ in 000's)

Line	Description	Carryover Dec-21	Actual Jan-22	Actual Feb-22	Actual Mar-22	Actual Apr-22	Actual May-22	Actual Jun-22	Actual Jul-22	Actual Aug-22	Actual Sep-22	Actual Oct-22	Actual Nov-22	Actual Dec-22	2022 Total
	Col. A	Col. B	Col. C	Col. D	Col. E	Col. F	Col. G	Col. H	Col. I	Col. J	Col. K	Col. L	Col. M	Col. N	Col. O
1	SBC Revenues		3,280	2,596	2,803	3,162	3,101	3,269	3,648	4,242	3,632	2,930	2,944	3,401	39,008
2	RGGI Revenues		-	-	461	-	-	461	-	-	461	-	-	461	1,842
3	FCM Revenues		374	(17)	407	380	436	446	420	421	835	421	421	420	4,964
4	Other Revenues		-	-	-	-	-	-	-	-	-	-	-	-	-
<b>5</b>	<b>Total Revenues</b>		<b>3,654</b>	<b>2,580</b>	<b>3,671</b>	<b>3,542</b>	<b>3,537</b>	<b>4,175</b>	<b>4,068</b>	<b>4,663</b>	<b>4,927</b>	<b>3,351</b>	<b>3,364</b>	<b>4,282</b>	<b>45,815</b>
6	RSA 125-O:5-a Funding		24	24	24	24	24	24	24	24	24	24	24	24	290
7	Program Expenses		4,010	1,925	2,453	2,173	3,105	2,716	1,523	2,320	2,110	3,050	2,772	7,892	36,049
<b>8</b>	<b>Total Program Expenses</b>		<b>4,034</b>	<b>1,949</b>	<b>2,477</b>	<b>2,198</b>	<b>3,129</b>	<b>2,740</b>	<b>1,547</b>	<b>2,344</b>	<b>2,135</b>	<b>3,074</b>	<b>2,796</b>	<b>7,917</b>	<b>36,339</b>
9	Current Month (Over)/Under Recovery		379	(631)	(1,194)	(1,345)	(408)	(1,435)	(2,521)	(2,319)	(2,793)	(276)	(568)	3,634	
10	Cumulative (Over)/Under Recovery	(55)	324	(307)	(1,501)	(2,846)	(3,253)	(4,688)	(7,209)	(9,528)	(12,321)	(12,597)	(13,165)	(9,530)	
11	Interest @ Prime Rate		0.2708%	0.2708%	0.2808%	0.2917%	0.3283%	0.3650%	0.4042%	0.4583%	0.4775%	0.5208%	0.5792%	0.6058%	
<b>12</b>	<b>Interest on Deferral Balance</b>		<b>0</b>	<b>0</b>	<b>(3)</b>	<b>(6)</b>	<b>(10)</b>	<b>(14)</b>	<b>(24)</b>	<b>(38)</b>	<b>(52)</b>	<b>(65)</b>	<b>(75)</b>	<b>(69)</b>	<b>(356)</b>
13	Monthly Res Sales (MWh)		337,333	329,742	285,379	255,352	240,425	254,949	304,426	372,382	292,011	216,277	224,390	283,850	3,396,517
14	Monthly C&I Sales (MWh)		375,276	365,918	346,857	342,857	346,865	362,867	385,110	429,721	395,351	337,220	332,170	359,794	4,380,007
<b>15</b>	<b>Total Sales (MWh)</b>		<b>712,609</b>	<b>695,660</b>	<b>632,237</b>	<b>598,209</b>	<b>587,290</b>	<b>617,815</b>	<b>689,536</b>	<b>802,104</b>	<b>687,362</b>	<b>553,498</b>	<b>556,560</b>	<b>643,644</b>	<b>7,776,524</b>
16	EE SBC Rate		0.373	0.373	0.528	0.528	0.528	0.528	0.528	0.528	0.528	0.528	0.528	0.528	

Line 1: Company Records  
Line 2: Company Records  
Line 3: Company Records  
Line 4: Company Records  
Line 5: Sum of Line 1 through Line 4  
Line 6: RSA 125-O:5-a Funding  
Line 7: Company Records  
Line 8: Line 6 + Line 7  
Line 9: (Line 5 - Line 8) \* -1  
Line 10: Prior month Line 10 + Current month Line 9  
Line 11: Prime Rate / 12  
Line 12: (Prior Month Line 10 + Current Month Line 10) / 2 x Line 11  
Line 13: Company Records  
Line 14: Company Records  
Line 15: Line 13 + Line 14  
Line 16: Set per HB 549

**Public Service Company of New Hampshire d/b/a Eversource Energy**  
**Energy Efficiency Expense & SBC Revenue Reconciliation**  
**January 1, 2023 to December 31, 2023**  
 (\$ in 000's)

Line	Description	Carryover Dec-22	Actual Jan-23	Actual Feb-23	Actual Mar-23	Actual Apr-23	Actual May-23	Forecast Jun-23	Forecast Jul-23	Forecast Aug-23	Forecast Sep-23	Forecast Oct-23	Forecast Nov-23	Forecast Dec-23	2023 Total
	Col. A	Col. B	Col. C	Col. D	Col. E	Col. F	Col. G	Col. H	Col. I	Col. J	Col. K	Col. L	Col. M	Col. N	Col. O
1	SBC Revenues		3,622	3,398	3,398	3,359	2,982	3,485	4,022	3,931	3,345	3,303	3,304	3,786	41,935
2	RGGI Revenues		-	-	-	469	-	470	-	-	470	-	-	470	1,879
3	FCM Revenues		435	476	452	423	412	257	257	257	257	257	257	257	3,994
4	Other Revenues		-	-	-	-	-	-	-	-	-	-	-	-	-
<b>5</b>	<b>Total Revenues</b>		<b>4,056</b>	<b>3,874</b>	<b>3,850</b>	<b>4,251</b>	<b>3,394</b>	<b>4,211</b>	<b>4,278</b>	<b>4,188</b>	<b>4,072</b>	<b>3,560</b>	<b>3,561</b>	<b>4,513</b>	<b>47,808</b>
6	RSA 125-O:5-a Funding		24	24	24	24	24	24	24	24	24	24	24	24	290
7	Program Expenses		925	1,277	2,935	2,099	3,250	5,238	5,238	5,238	5,238	5,238	5,238	5,238	47,154
<b>8</b>	<b>Total Program Expenses</b>		<b>949</b>	<b>1,301</b>	<b>2,959</b>	<b>2,123</b>	<b>3,274</b>	<b>5,263</b>	<b>5,263</b>	<b>5,263</b>	<b>5,263</b>	<b>5,263</b>	<b>5,263</b>	<b>5,263</b>	<b>47,444</b>
9	Current Month (Over)/Under Recovery		(3,108)	(2,573)	(891)	(2,128)	(119)	1,051	984	1,074	1,191	1,702	1,702	750	
10	Cumulative (Over)/Under Recovery	(9,886)	(12,994)	(15,566)	(16,457)	(18,585)	(18,704)	(17,653)	(16,669)	(15,595)	(14,404)	(12,702)	(11,000)	(10,250)	
11	Interest @ Prime Rate		0.6250%	0.6450%	0.6517%	0.6667%	0.6858%	0.6875%	0.6875%	0.6875%	0.6875%	0.6875%	0.6875%	0.6875%	
<b>12</b>	<b>Interest on Deferral Balance</b>		<b>(71)</b>	<b>(92)</b>	<b>(104)</b>	<b>(117)</b>	<b>(128)</b>	<b>(125)</b>	<b>(118)</b>	<b>(111)</b>	<b>(103)</b>	<b>(93)</b>	<b>(81)</b>	<b>(73)</b>	<b>(1,217)</b>
13	Monthly Res Sales (MWh)		316,691	278,416	273,707	255,624	214,343	248,780	330,853	311,872	242,674	239,414	258,026	325,470	3,295,871
14	Monthly C&I Sales (MWh)		370,943	339,010	343,564	354,159	326,627	384,784	400,351	402,933	365,536	361,213	342,747	362,867	4,354,734
<b>15</b>	<b>Total Sales (MWh)</b>		<b>687,634</b>	<b>617,425</b>	<b>617,271</b>	<b>609,783</b>	<b>540,971</b>	<b>633,565</b>	<b>731,204</b>	<b>714,805</b>	<b>608,210</b>	<b>600,627</b>	<b>600,773</b>	<b>688,338</b>	<b>7,650,604</b>
16	EE SBC Rate		0.550	0.550	0.550	0.550	0.550	0.550	0.550	0.550	0.550	0.550	0.550	0.550	

Line 1: Company Records (Actual); (Line 15 x Line 16) / 100 (Forecast)  
 Line 2: Company Records (Actual); Expected RGGI Revenues (Forecast)  
 Line 3: Company Records (Actual); Expected FCM Revenues (Forecast)  
 Line 4: Company Records (Actual); Expected Other Revenues (Forecast)  
 Line 5: Sum of Line 1 through Line 4  
 Line 6: RSA 125-O:5-a Funding  
 Line 7: Company Records (Actual); Budgeted Program Expenses (Forecast)  
 Line 8: Line 6 + Line 7  
 Line 9: (Line 5 - Line 8) \* -1  
 Line 10: Prior month Line 10 + Current month Line 9  
 Line 11: Prime Rate / 12  
 Line 12: (Prior Month Line 10 + Current Month Line 10) / 2 x Line 11  
 Line 13: Company Records/Forecast  
 Line 14: Company Records/Forecast  
 Line 15: Line 13 + Line 14  
 Line 16: Set per HB 549

**Public Service Company of New Hampshire d/b/a Eversource Energy**  
**Energy Efficiency Expense & SBC Revenue Reconciliation**  
**January 1, 2024 to December 31, 2024**  
(\$ in 000's)

Line	Description	Carryover Dec-23	Forecast Jan-24	Forecast Feb-24	Forecast Mar-24	Forecast Apr-24	Forecast May-24	Forecast Jun-24	Forecast Jul-24	Forecast Aug-24	Forecast Sep-24	Forecast Oct-24	Forecast Nov-24	Forecast Dec-24	2024 Total
	Col. A	Col. B	Col. C	Col. D	Col. E	Col. F	Col. G	Col. H	Col. I	Col. J	Col. K	Col. L	Col. M	Col. N	Col. O
1	SBC Revenues		4,109	3,763	3,685	3,337	3,357	3,737	4,286	4,143	3,522	3,449	3,459	3,945	44,792
2	RGGI Revenues		-	-	468	-	-	468	-	-	468	-	-	468	1,871
3	FCM Revenues		281	281	281	281	281	281	281	281	281	281	281	281	3,371
4	Other Revenues		-	-	-	-	-	-	-	-	-	-	-	-	-
<b>5</b>	<b>Total Revenues</b>		<b>4,390</b>	<b>4,044</b>	<b>4,434</b>	<b>3,618</b>	<b>3,638</b>	<b>4,486</b>	<b>4,567</b>	<b>4,424</b>	<b>4,271</b>	<b>3,730</b>	<b>3,740</b>	<b>4,693</b>	<b>50,034</b>
6	RSA 125-O:5-a Funding		24	24	24	24	24	24	24	24	24	24	24	24	293
7	Program Expenses		4,465	4,465	4,465	4,465	4,465	4,465	4,465	4,465	4,465	4,465	4,465	4,465	53,580
<b>8</b>	<b>Total Program Expenses</b>		<b>4,489</b>	<b>4,489</b>	<b>4,489</b>	<b>4,489</b>	<b>4,489</b>	<b>4,489</b>	<b>4,489</b>	<b>4,489</b>	<b>4,489</b>	<b>4,489</b>	<b>4,489</b>	<b>4,489</b>	<b>53,873</b>
9	Current Month (Over)/Under Recovery		100	445	56	871	851	3	(77)	65	219	760	750	(204)	
10	Cumulative (Over)/Under Recovery	(11,467)	(11,368)	(10,922)	(10,867)	(9,996)	(9,144)	(9,141)	(9,218)	(9,153)	(8,934)	(8,175)	(7,425)	(7,629)	
11	Interest @ Prime Rate		0.6875%	0.6875%	0.6875%	0.6875%	0.6875%	0.6875%	0.6875%	0.6875%	0.6875%	0.6875%	0.6875%	0.6875%	
<b>12</b>	<b>Interest on Deferral Balance</b>		<b>(78)</b>	<b>(77)</b>	<b>(75)</b>	<b>(72)</b>	<b>(66)</b>	<b>(63)</b>	<b>(63)</b>	<b>(63)</b>	<b>(62)</b>	<b>(59)</b>	<b>(54)</b>	<b>(52)</b>	<b>(783)</b>
13	Monthly Res Sales (MWh)		353,172	301,306	282,533	251,009	235,108	270,716	339,124	323,740	255,506	236,586	259,470	329,221	3,437,490
14	Monthly C&I Sales (MWh)		358,905	350,888	356,104	327,401	346,710	377,006	403,653	394,297	354,903	361,127	339,967	354,435	4,325,395
<b>15</b>	<b>Total Sales (MWh)</b>		<b>712,077</b>	<b>652,194</b>	<b>638,637</b>	<b>578,410</b>	<b>581,818</b>	<b>647,722</b>	<b>742,777</b>	<b>718,038</b>	<b>610,409</b>	<b>597,713</b>	<b>599,437</b>	<b>683,656</b>	<b>7,762,885</b>
16	EE SBC Rate		0.577	0.577	0.577	0.577	0.577	0.577	0.577	0.577	0.577	0.577	0.577	0.577	

Line 1: (Line 15 x Line 16) / 100  
Line 2: Page 1, Col. D  
Line 3: Page 1, Col. E  
Line 4: Page 1, Col. F  
Line 5: Sum of Line 1 through Line 4  
Line 6: RSA 125-O:5-a Funding  
Line 7: Page 1, Col. B  
Line 8: Line 6 + Line 7  
Line 9: (Line 5 - Line 8) \* -1  
Line 10: Prior month Line 10 + Current month Line 9  
Line 11: Prime Rate / 12  
Line 12: (Prior Month Line 10 + Current Month Line 10) / 2 x Line 11  
Line 13: Company Forecast  
Line 14: Company Forecast  
Line 15: Line 13 + Line 14  
Line 16: Set per HB 549

**Public Service Company of New Hampshire d/b/a Eversource Energy**  
**Energy Efficiency Expense & SBC Revenue Reconciliation**  
**January 1, 2025 to December 31, 2025**  
(\$ in 000's)

Line	Description	Carryover Dec-24	Forecast Jan-25	Forecast Feb-25	Forecast Mar-25	Forecast Apr-25	Forecast May-25	Forecast Jun-25	Forecast Jul-25	Forecast Aug-25	Forecast Sep-25	Forecast Oct-25	Forecast Nov-25	Forecast Dec-25	2025 Total
	Col. A	Col. B	Col. C	Col. D	Col. E	Col. F	Col. G	Col. H	Col. I	Col. J	Col. K	Col. L	Col. M	Col. N	Col. O
1	SBC Revenues		4,295	3,800	3,849	3,484	3,501	3,898	4,472	4,322	3,670	3,537	3,586	4,113	46,528
2	RGGI Revenues		-	-	463	-	-	463	-	-	463	-	-	463	1,852
3	FCM Revenues		277	277	277	277	277	277	277	277	277	277	277	277	3,325
4	Other Revenues		-	-	-	-	-	-	-	-	-	-	-	-	-
<b>5</b>	<b>Total Revenues</b>		<b>4,573</b>	<b>4,077</b>	<b>4,589</b>	<b>3,762</b>	<b>3,778</b>	<b>4,639</b>	<b>4,749</b>	<b>4,599</b>	<b>4,411</b>	<b>3,814</b>	<b>3,863</b>	<b>4,854</b>	<b>51,706</b>
6	RSA 125-O:5-a Funding		24	24	24	24	24	24	24	24	24	24	24	24	292
7	Program Expenses		4,648	4,648	4,648	4,648	4,648	4,648	4,648	4,648	4,648	4,648	4,648	4,648	55,781
<b>8</b>	<b>Total Program Expenses</b>		<b>4,673</b>	<b>4,673</b>	<b>4,673</b>	<b>4,673</b>	<b>4,673</b>	<b>4,673</b>	<b>4,673</b>	<b>4,673</b>	<b>4,673</b>	<b>4,673</b>	<b>4,673</b>	<b>4,673</b>	<b>56,073</b>
9	Current Month (Over)/Under Recovery		100	596	84	911	894	34	(76)	74	262	859	809	(181)	
10	Cumulative (Over)/Under Recovery	(8,412)	(8,312)	(7,715)	(7,632)	(6,720)	(5,826)	(5,792)	(5,868)	(5,794)	(5,532)	(4,673)	(3,864)	(4,045)	
11	Interest @ Prime Rate		0.6875%	0.6875%	0.6875%	0.6875%	0.6875%	0.6875%	0.6875%	0.6875%	0.6875%	0.6875%	0.6875%	0.6875%	
<b>12</b>	<b>Interest on Deferral Balance</b>		<b>(57)</b>	<b>(55)</b>	<b>(53)</b>	<b>(49)</b>	<b>(43)</b>	<b>(40)</b>	<b>(40)</b>	<b>(40)</b>	<b>(39)</b>	<b>(35)</b>	<b>(29)</b>	<b>(27)</b>	<b>(508)</b>
13	Monthly Res Sales (MWh)		355,332	293,129	284,314	252,673	236,416	272,110	340,723	325,292	256,908	238,174	261,171	330,976	3,447,218
14	Monthly C&I Sales (MWh)		357,008	336,983	353,957	325,178	344,245	374,401	400,901	391,397	351,791	348,321	333,574	351,175	4,268,932
<b>15</b>	<b>Total Sales (MWh)</b>		<b>712,340</b>	<b>630,112</b>	<b>638,271</b>	<b>577,852</b>	<b>580,661</b>	<b>646,511</b>	<b>741,624</b>	<b>716,689</b>	<b>608,699</b>	<b>586,494</b>	<b>594,746</b>	<b>682,151</b>	<b>7,716,150</b>
16	EE SBC Rate		0.603	0.603	0.603	0.603	0.603	0.603	0.603	0.603	0.603	0.603	0.603	0.603	

Line 1: (Line 15 x Line 16) / 100  
Line 2: Page 1, Col. D  
Line 3: Page 1, Col. E  
Line 4: Page 1, Col. F  
Line 5: Sum of Line 1 through Line 4  
Line 6: RSA 125-O:5-a Funding  
Line 7: Page 1, Col. B  
Line 8: Line 6 + Line 7  
Line 9: (Line 5 - Line 8) \* -1  
Line 10: Prior month Line 10 + Current month Line 9  
Line 11: Prime Rate / 12  
Line 12: (Prior Month Line 10 + Current Month Line 10) / 2 x Line 11  
Line 13: Company Forecast  
Line 14: Company Forecast  
Line 15: Line 13 + Line 14  
Line 16: Set per HB 549

**Public Service Company of New Hampshire d/b/a Eversource Energy**  
**Energy Efficiency Expense & SBC Revenue Reconciliation**  
**January 1, 2026 to December 31, 2026**  
(\$ in 000's)

Line	Description	Carryover Dec-25	Forecast Jan-26	Forecast Feb-26	Forecast Mar-26	Forecast Apr-26	Forecast May-26	Forecast Jun-26	Forecast Jul-26	Forecast Aug-26	Forecast Sep-26	Forecast Oct-26	Forecast Nov-26	Forecast Dec-26	2026 Total
	Col. A	Col. B	Col. C	Col. D	Col. E	Col. F	Col. G	Col. H	Col. I	Col. J	Col. K	Col. L	Col. M	Col. N	Col. O
1	SBC Revenues		4,405	3,893	3,943	3,627	3,601	3,989	4,579	4,425	3,754	3,618	3,670	4,212	47,716
2	RGGI Revenues		-	-	479	-	-	479	-	-	479	-	-	479	1,917
3	FCM Revenues		268	268	268	268	268	268	268	268	268	268	268	268	3,211
4	Other Revenues		-	-	-	-	-	-	-	-	-	-	-	-	-
<b>5</b>	<b>Total Revenues</b>		<b>4,673</b>	<b>4,161</b>	<b>4,689</b>	<b>3,894</b>	<b>3,869</b>	<b>4,736</b>	<b>4,847</b>	<b>4,692</b>	<b>4,501</b>	<b>3,885</b>	<b>3,938</b>	<b>4,959</b>	<b>52,844</b>
6	RSA 125-O:5-a Funding		24	24	24	24	24	24	24	24	24	24	24	24	292
7	Program Expenses		4,824	4,824	4,824	4,824	4,824	4,824	4,824	4,824	4,824	4,824	4,824	4,824	57,887
<b>8</b>	<b>Total Program Expenses</b>		<b>4,848</b>	<b>4,848</b>	<b>4,848</b>	<b>4,848</b>	<b>4,848</b>	<b>4,848</b>	<b>4,848</b>	<b>4,848</b>	<b>4,848</b>	<b>4,848</b>	<b>4,848</b>	<b>4,848</b>	<b>58,180</b>
9	Current Month (Over)/Under Recovery		176	687	159	954	980	112	1	156	347	963	911	(110)	
10	Cumulative (Over)/Under Recovery	(4,553)	(4,377)	(3,690)	(3,531)	(2,577)	(1,598)	(1,486)	(1,484)	(1,328)	(981)	(18)	892	782	
11	Interest @ Prime Rate		0.6875%	0.6875%	0.6875%	0.6875%	0.6875%	0.6875%	0.6875%	0.6875%	0.6875%	0.6875%	0.6875%	0.6875%	
<b>12</b>	<b>Interest on Deferral Balance</b>		<b>(31)</b>	<b>(28)</b>	<b>(25)</b>	<b>(21)</b>	<b>(14)</b>	<b>(11)</b>	<b>(10)</b>	<b>(10)</b>	<b>(8)</b>	<b>(3)</b>	<b>3</b>	<b>6</b>	<b>(152)</b>
13	Monthly Res Sales (MWh)		357,584	295,061	286,191	254,412	237,775	273,579	342,431	326,934	258,331	239,759	262,843	332,720	3,467,622
14	Monthly C&I Sales (MWh)		354,046	333,936	350,739	331,474	343,987	370,907	397,372	387,859	348,196	344,694	330,075	347,696	4,240,981
<b>15</b>	<b>Total Sales (MWh)</b>		<b>711,630</b>	<b>628,996</b>	<b>636,931</b>	<b>585,886</b>	<b>581,762</b>	<b>644,486</b>	<b>739,804</b>	<b>714,793</b>	<b>606,527</b>	<b>584,452</b>	<b>592,918</b>	<b>680,417</b>	<b>7,708,603</b>
16	EE SBC Rate		0.619	0.619	0.619	0.619	0.619	0.619	0.619	0.619	0.619	0.619	0.619	0.619	

Line 1: (Line 15 x Line 16) / 100  
Line 2: Page 1, Col. D  
Line 3: Page 1, Col. E  
Line 4: Page 1, Col. F  
Line 5: Sum of Line 1 through Line 4  
Line 6: RSA 125-O:5-a Funding  
Line 7: Page 1, Col. B  
Line 8: Line 6 + Line 7  
Line 9: (Line 5 - Line 8) \* -1  
Line 10: Prior month Line 10 + Current month Line 9  
Line 11: Prime Rate / 12  
Line 12: (Prior Month Line 10 + Current Month Line 10) / 2 x Line 11  
Line 13: Company Forecast  
Line 14: Company Forecast  
Line 15: Line 13 + Line 14  
Line 16: Set per HB 549

**Public Service Company of New Hampshire d/b/a Eversource Energy**  
**2024-2026 System Benefits Charge Calculation (LBR Component)**  
**(\$ in 000's)**

Year	Forecasted LBR Revenue	Prior Year Carryover with Interest	Current Year Interest	Total LBR Revenue	Forecasted Sales (MWh)	SBC Rate LBR Portion (cents/kWh)
Col. A	Col. B	Col. C	Col. D	Col. E	Col. F	Col. G
2024	\$ 14,475	\$ (625)	\$ (35)	\$ 13,815	7,762,885	0.178
2025	\$ 16,743	\$ (1)	\$ (10)	\$ 16,732	7,716,150	0.217
2026	\$ 19,011	\$ (0)	\$ (11)	\$ 19,000	7,708,603	0.246

Col. A: Effective year (January 1 - December 31)  
 Col. B: Pages 10, 11 & 12, Line 22, Col. O / 1000  
 Col. C: Pages 15, 16 & 17, Line 4, Col. B  
 Col. D: Pages 15, 16 & 17, Line 6, Col. O  
 Col. E: Col. B + Col. C + Col. D  
 Col. F: Company Forecast  
 Col. G: (Col. E \* 100) / Col. F

Public Service Company of New Hampshire d/b/a Eversource Energy  
 Monthly and Cumulative Savings and Lost Base Revenue  
 January 1, 2022 to December 31, 2022

Line	Description	Cumulative													Cumulative	
		Annual kWh Savings / Monthly	Actual Dec-21	Actual Jan-22	Actual Feb-22	Actual Mar-22	Actual Apr-22	Actual May-22	Actual Jun-22	Actual Jul-22	Actual Aug-22	Actual Sep-22	Actual Oct-22	Actual Nov-22	Actual Dec-22	2022 Annual kWh and Monthly kW Savings
1	Residential Annual kWh Savings (2018-2022)	68,846,728	566,601	263,060	620,652	743,780	482,817	382,155	903,299	823,360	578,581	724,354	712,326	1,085,739	7,886,725	73,095,379
2	C&I Annual kWh Savings (2018)	38,157,478	-	-	-	-	-	-	-	-	-	-	-	-	-	38,157,478
3	C&I Annual kWh Savings (2019-2022)	215,490,430	6,799,437	2,475,327	1,446,248	1,207,018	4,196,185	3,077,312	2,520,581	1,192,172	4,088,559	5,004,211	6,254,584	14,529,169	52,790,803	268,281,233
4	C&I Monthly Installed kW Savings	33,439	858	415	189	204	651	384	432	114	483	801	645	2,069	7,245	40,684
<b>Total 2022</b>																
5	Monthly Residential Savings (2022)		47,217	21,922	51,721	61,982	40,235	31,846	75,275	68,613	48,215	60,363	59,360	90,478	657,227	
6	Retired Measures		27,546	27,913	34,891	41,502	40,768	35,259	28,280	26,077	28,648	12,288	-	-	303,173	
7	Cumulative Residential Savings	5,737,227	5,756,898	5,750,907	5,767,736	5,788,216	5,787,682	5,784,270	5,831,264	5,873,801	5,893,368	5,941,443	6,000,803	6,091,282		
8	Average Residential kWh Distribution Rate		0.05124	0.05124	0.05124	0.05124	0.05124	0.05124	0.05124	0.05124	0.05124	0.05124	0.05124	0.05124		
9	Total Lost Residential Revenue		\$ 294,966	\$ 294,659	\$ 295,521	\$ 296,570	\$ 296,543	\$ 296,368	\$ 298,776	\$ 300,956	\$ 301,958	\$ 304,421	\$ 307,463	\$ 312,099	\$ 3,600,301	
10	Monthly C&I Savings (2018)	3,179,790	3,179,790	3,179,790	3,179,790	3,179,790	3,179,790	3,179,790	3,179,790	3,179,790	3,179,790	3,179,790	3,179,790	3,179,790		
11	Average C&I kWh Distribution Rate		0.03074	0.03074	0.03074	0.03074	0.03074	0.03074	0.03074	0.03074	0.03074	0.03074	0.03074	0.03074		
12	Lost C&I kWh Revenue		\$ 97,740	\$ 97,740	\$ 97,740	\$ 97,740	\$ 97,740	\$ 97,740	\$ 97,740	\$ 97,740	\$ 97,740	\$ 97,740	\$ 97,740	\$ 97,740	\$ 1,172,883	
13	Monthly C&I Savings (2022)		566,620	206,277	120,521	100,585	349,682	256,443	210,048	99,348	340,713	417,018	521,215	1,210,764		
14	Cumulative C&I Savings	17,957,536	18,524,156	18,730,433	18,850,953	18,951,538	19,301,220	19,557,663	19,767,712	19,867,059	20,207,772	20,624,790	21,146,005	22,356,769		
15	Average C&I kWh Distribution Rate		0.01124	0.01124	0.01124	0.01124	0.01124	0.01124	0.01124	0.01124	0.01124	0.01124	0.01124	0.01124		
16	Lost C&I kWh Revenue		\$ 208,245	\$ 210,564	\$ 211,919	\$ 213,049	\$ 216,980	\$ 219,863	\$ 222,225	\$ 223,342	\$ 227,172	\$ 231,860	\$ 237,719	\$ 251,330	\$ 2,674,268	
17	Monthly C&I kW Savings (2022)		858	415	189	204	651	384	432	114	483	801	645	2,069		
18	Cumulative Monthly C&I kW Savings	33,439	34,297	34,711	34,900	35,104	35,755	36,139	36,571	36,685	37,168	37,969	38,615	40,684		
19	Average C&I Demand Rate		8.49	8.49	8.49	8.49	8.49	8.49	8.49	8.49	8.49	8.49	8.49	8.49		
20	Lost C&I Demand Revenue		\$ 291,297	\$ 294,818	\$ 296,422	\$ 298,153	\$ 303,684	\$ 306,948	\$ 310,618	\$ 311,583	\$ 315,687	\$ 322,491	\$ 327,972	\$ 345,549	\$ 3,725,221	
21	Total Lost C&I kWh and Demand Revenue		\$ 597,282	\$ 603,122	\$ 606,080	\$ 608,943	\$ 618,405	\$ 624,552	\$ 630,583	\$ 632,665	\$ 640,599	\$ 652,091	\$ 663,431	\$ 694,619	\$ 7,572,372	
22	<b>Total Lost Revenue</b>		<b>\$ 892,248</b>	<b>\$ 897,781</b>	<b>\$ 901,602</b>	<b>\$ 905,513</b>	<b>\$ 914,948</b>	<b>\$ 920,920</b>	<b>\$ 929,359</b>	<b>\$ 933,620</b>	<b>\$ 942,557</b>	<b>\$ 956,512</b>	<b>\$ 970,894</b>	<b>\$ 1,006,718</b>	<b>\$ 11,172,673</b>	

Lines 1-4: Company Records  
 Line 5: Line 1 / 12  
 Line 6: Company Records  
 Line 7: Prior Month Line 7 + Current Month Line 5 - Current Month Line 6  
 Line 8: Page 18, Column 8  
 Line 9: Line 7 x Line 8  
 Line 10: Line 1, Column B / 12  
 Line 11: Page 18, Column 8  
 Line 12: Line 10 x Line 11  
 Line 13: Line 3 / 12  
 Line 14: Prior Month Line 14 + Current Month Line 13  
 Line 15: Page 18, Column 7  
 Line 16: Line 14 x Line 15  
 Line 17: Line 4  
 Line 18: Prior Month Line 18 + Current Month Line 17  
 Line 19: Page 18, Column 6  
 Line 20: Line 18 x Line 19  
 Line 21: Line 12 + Line 16 + Line 20  
 Line 22: Line 9 + Line 21



**Public Service Company of New Hampshire d/b/a Eversource Energy**  
**Monthly and Cumulative Savings and Lost Base Revenue**  
**January 1, 2023 to December 31, 2023**

Line	Description	Cumulative Annual kWh Savings / Monthly													2023 Annual kWh and Monthly kW Savings	Cumulative Annual kWh Savings / Monthly 12/31/2023
		Dec-22	Estimate Jan-23	Estimate Feb-23	Estimate Mar-23	Estimate Apr-23	Estimate May-23	Forecast Jun-23	Forecast Jul-23	Forecast Aug-23	Forecast Sep-23	Forecast Oct-23	Forecast Nov-23	Forecast Dec-23		
Col. A	Col. B	Col. C	Col. D	Col. E	Col. F	Col. G	Col. H	Col. I	Col. J	Col. K	Col. L	Col. M	Col. N	Col. O	Col. P	
1	Residential Annual kWh Savings (2018-2023)	73,095,379	118,565	502,878	845,590	577,094	547,709	1,203,010	1,203,010	1,203,010	1,203,010	1,203,010	1,203,010	1,203,010	11,012,907	84,108,286
2	C&I Annual kWh Savings (2018)	38,157,478	-	-	-	-	-	-	-	-	-	-	-	-	-	38,157,478
3	C&I Annual kWh Savings (2019-2023)	268,281,233	934,415	2,148,764	1,976,655	2,013,853	3,122,446	5,180,951	5,180,951	5,180,951	5,180,951	5,180,951	5,180,951	5,180,951	46,462,788	314,744,021
4	C&I Monthly Installed kW Savings	40,684	148	374	344	306	490	733	733	733	733	733	733	733	6,794	47,478
<b>Total 2023</b>																
5	Monthly Residential Savings (2023)	9,880	41,907	70,466	48,091	45,642	50,125	50,125	50,125	50,125	50,125	50,125	50,125	50,125	566,864	
6	Retired Measures	-	-	-	-	-	-	-	-	-	-	-	-	-	-	-
7	Cumulative Residential Savings	6,091,282	6,101,162	6,143,068	6,213,534	6,261,625	6,307,268	6,357,393	6,407,519	6,457,644	6,507,769	6,557,895	6,608,020	6,658,146		
8	Average Residential kWh Distribution Rate	0.05124	0.05124	0.05124	0.05124	0.05124	0.05124	0.05124	0.05124	0.05124	0.05124	0.05124	0.05124	0.05124		
9	Total Lost Residential Revenue	\$ 312,605	\$ 314,752	\$ 318,362	\$ 320,827	\$ 323,165	\$ 325,733	\$ 328,302	\$ 330,870	\$ 333,438	\$ 336,006	\$ 338,575	\$ 341,143	\$	3,923,779	
10	Monthly C&I Savings (2018)	3,179,790	3,179,790	3,179,790	3,179,790	3,179,790	3,179,790	3,179,790	3,179,790	3,179,790	3,179,790	3,179,790	3,179,790	3,179,790		
11	Average C&I kWh Distribution Rate	0.03074	0.03074	0.03074	0.03074	0.03074	0.03074	0.03074	0.03074	0.03074	0.03074	0.03074	0.03074	0.03074		
12	Lost C&I kWh Revenue	\$ 97,740	\$ 97,740	\$ 97,740	\$ 97,740	\$ 97,740	\$ 97,740	\$ 97,740	\$ 97,740	\$ 97,740	\$ 97,740	\$ 97,740	\$ 97,740	\$ 97,740	\$	1,172,883
13	Monthly C&I Savings (2023)	77,868	179,064	164,721	167,821	260,204	215,873	215,873	215,873	215,873	215,873	215,873	215,873	215,873		
14	Cumulative C&I Savings	22,434,637	22,613,701	22,778,422	22,946,243	23,206,447	23,422,320	23,638,193	23,854,066	24,069,939	24,285,812	24,501,685	24,717,558			
15	Average C&I kWh Distribution Rate	0.01124	0.01124	0.01124	0.01124	0.01124	0.01124	0.01124	0.01124	0.01124	0.01124	0.01124	0.01124	0.01124		
16	Lost C&I kWh Revenue	\$ 252,206	\$ 254,219	\$ 256,070	\$ 257,957	\$ 260,882	\$ 263,309	\$ 265,736	\$ 268,163	\$ 270,589	\$ 273,016	\$ 275,443	\$ 277,870	\$	3,175,460	
17	Monthly C&I kW Savings (2023)	148	374	344	306	490	367	367	367	367	367	367	367	367		
18	Cumulative Monthly C&I kW Savings	40,684	40,832	41,205	41,549	41,855	42,345	42,712	43,078	43,445	43,812	44,178	44,545	44,912		
19	Average C&I Demand Rate	8.49	8.49	8.49	8.49	8.49	8.49	8.49	8.49	8.49	8.49	8.49	8.49	8.49		
20	Lost C&I Demand Revenue	\$ 346,804	\$ 349,976	\$ 352,894	\$ 355,497	\$ 359,657	\$ 362,771	\$ 365,885	\$ 368,999	\$ 372,113	\$ 375,227	\$ 378,341	\$ 381,456	\$	4,369,620	
21	Total Lost C&I kWh and Demand Revenue	\$ 696,749	\$ 701,935	\$ 706,705	\$ 711,195	\$ 718,279	\$ 723,820	\$ 729,361	\$ 734,902	\$ 740,443	\$ 745,984	\$ 751,525	\$ 757,066	\$	8,717,963	
22	<b>Total Lost Revenue</b>	<b>\$ 1,009,354</b>	<b>\$ 1,016,687</b>	<b>\$ 1,025,067</b>	<b>\$ 1,032,021</b>	<b>\$ 1,041,444</b>	<b>\$ 1,049,553</b>	<b>\$ 1,057,663</b>	<b>\$ 1,065,772</b>	<b>\$ 1,073,881</b>	<b>\$ 1,081,990</b>	<b>\$ 1,090,100</b>	<b>\$ 1,098,209</b>	<b>\$</b>	<b>12,641,742</b>	

Lines 1-4: Company Records/Forecast  
 Line 5: Line 1 / 12  
 Line 6: Company Records/Forecast  
 Line 7: Prior Month Line 7 + Current Month Line 5 - Current Month Line 6  
 Line 8: Page 18, Column 8  
 Line 9: Line 7 x Line 8  
 Line 10: Line 1, Column B / 12  
 Line 11: Page 18, Column 8  
 Line 12: Line 10 x Line 11  
 Line 13: Line 3 / 12  
 Line 14: Prior Month Line 14 + Current Month Line 13  
 Line 15: Page 18, Column 7  
 Line 16: Line 14 x Line 15  
 Line 17: Line 4  
 Line 18: Prior Month Line 18 + Current Month Line 17  
 Line 19: Page 18, Column 6  
 Line 20: Line 18 x Line 19  
 Line 21: Line 12 + Line 16 + Line 20  
 Line 22: Line 9 + Line 21

**Public Service Company of New Hampshire d/b/a Eversource Energy**  
**Monthly and Cumulative Savings and Lost Base Revenue**  
**January 1, 2024 to December 31, 2024**

Line	Description	Cumulative Annual kWh Savings / Monthly kW Savings Dec-23	Forecast Jan-24	Forecast Feb-24	Forecast Mar-24	Forecast Apr-24	Forecast May-24	Forecast Jun-24	Forecast Jul-24	Forecast Aug-24	Forecast Sep-24	Forecast Oct-24	Forecast Nov-24	Forecast Dec-24	2024 Annual kWh and Monthly kW Savings Col. O	Cumulative Annual kWh Savings / Monthly kW Savings 12/31/2024 Col. P	
																	Jan-24
1	Residential Annual kWh Savings (2018-2024)	84,108,286	919,779	919,779	919,779	919,779	919,779	919,779	919,779	919,779	919,779	919,779	919,779	919,779	919,779	11,037,349	95,145,634
2	C&I Annual kWh Savings (2018)	38,157,478	-	-	-	-	-	-	-	-	-	-	-	-	-	-	38,157,478
3	C&I Annual kWh Savings (2019-2024)	314,744,021	5,330,073	5,330,073	5,330,073	5,330,073	5,330,073	5,330,073	5,330,073	5,330,073	5,330,073	5,330,073	5,330,073	5,330,073	5,330,073	63,960,871	378,704,892
4	C&I Monthly Installed kW Savings	47,478	806	806	806	806	806	806	806	806	806	806	806	806	806	9,676	57,154
<b>Total 2024</b>																	
5	Monthly Residential Savings (2024)		38,324	38,324	38,324	38,324	38,324	38,324	38,324	38,324	38,324	38,324	38,324	38,324	38,324	459,890	
6	Retired Measures		-	-	-	-	-	-	-	-	-	-	-	-	-	-	
7	Cumulative Residential Savings	7,009,024	7,047,348	7,085,672	7,123,996	7,162,320	7,200,644	7,238,969	7,277,293	7,315,617	7,353,941	7,392,265	7,430,589	7,468,913			
8	Average Residential kWh Distribution Rate		0.05124	0.05124	0.05124	0.05124	0.05124	0.05124	0.05124	0.05124	0.05124	0.05124	0.05124	0.05124	0.05124		
9	Total Lost Residential Revenue		\$ 361,085	\$ 363,048	\$ 365,012	\$ 366,975	\$ 368,939	\$ 370,903	\$ 372,866	\$ 374,830	\$ 376,793	\$ 378,757	\$ 380,721	\$ 382,684	\$	4,462,613	
10	Monthly C&I Savings (2018)	3,179,790	3,179,790	3,179,790	3,179,790	3,179,790	3,179,790	3,179,790	3,179,790	3,179,790	3,179,790	3,179,790	3,179,790	3,179,790	3,179,790		
11	Average C&I kWh Distribution Rate		0.03074	0.03074	0.03074	0.03074	0.03074	0.03074	0.03074	0.03074	0.03074	0.03074	0.03074	0.03074	0.03074		
12	Lost C&I kWh Revenue		\$ 97,740	\$ 97,740	\$ 97,740	\$ 97,740	\$ 97,740	\$ 97,740	\$ 97,740	\$ 97,740	\$ 97,740	\$ 97,740	\$ 97,740	\$ 97,740	\$	1,172,883	
13	Monthly C&I Savings (2024)		222,086	222,086	222,086	222,086	222,086	222,086	222,086	222,086	222,086	222,086	222,086	222,086			
14	Cumulative C&I Savings	26,228,668	26,450,755	26,672,841	26,894,927	27,117,014	27,339,100	27,561,187	27,783,273	28,005,359	28,227,446	28,449,532	28,671,618	28,893,705			
15	Average C&I kWh Distribution Rate		0.01124	0.01124	0.01124	0.01124	0.01124	0.01124	0.01124	0.01124	0.01124	0.01124	0.01124	0.01124	0.01124		
16	Lost C&I kWh Revenue		\$ 297,354	\$ 299,851	\$ 302,347	\$ 304,844	\$ 307,341	\$ 309,837	\$ 312,334	\$ 314,831	\$ 317,327	\$ 319,824	\$ 322,321	\$ 324,817	\$	3,733,028	
17	Monthly C&I kW Savings (2024)		403	403	403	403	403	403	403	403	403	403	403	403			
18	Cumulative Monthly C&I kW Savings	47,478	47,881	48,285	48,688	49,091	49,494	49,897	50,300	50,704	51,107	51,510	51,913	52,316			
19	Average C&I Demand Rate		8.49	8.49	8.49	8.49	8.49	8.49	8.49	8.49	8.49	8.49	8.49	8.49			
20	Lost C&I Demand Revenue		\$ 406,679	\$ 410,103	\$ 413,528	\$ 416,952	\$ 420,376	\$ 423,801	\$ 427,225	\$ 430,649	\$ 434,074	\$ 437,498	\$ 440,922	\$ 444,347	\$	5,106,154	
21	Total Lost C&I kWh and Demand Revenue		\$ 801,773	\$ 807,694	\$ 813,615	\$ 819,536	\$ 825,457	\$ 831,378	\$ 837,299	\$ 843,220	\$ 849,141	\$ 855,062	\$ 860,983	\$ 866,904	\$	10,012,065	
22	<b>Total Lost Revenue</b>		<b>\$ 1,162,858</b>	<b>\$ 1,170,742</b>	<b>\$ 1,178,627</b>	<b>\$ 1,186,512</b>	<b>\$ 1,194,396</b>	<b>\$ 1,202,281</b>	<b>\$ 1,210,165</b>	<b>\$ 1,218,050</b>	<b>\$ 1,225,935</b>	<b>\$ 1,233,819</b>	<b>\$ 1,241,704</b>	<b>\$ 1,249,588</b>	<b>\$</b>	<b>14,474,678</b>	

Lines 1-4: Company Forecast  
 Line 5: Line 1 / 12  
 Line 6: Company Forecast  
 Line 7: Prior Month Line 7 + Current Month Line 5 - Current Month Line 6  
 Line 8: Page 18, Column 8  
 Line 9: Line 7 x Line 8  
 Line 10: Line 1, Column B / 12  
 Line 11: Page 18, Column 8  
 Line 12: Line 10 x Line 11  
 Line 13: Line 3 / 12  
 Line 14: Prior Month Line 14 + Current Month Line 13  
 Line 15: Page 18, Column 7  
 Line 16: Line 14 x Line 15  
 Line 17: Line 4  
 Line 18: Prior Month Line 18 + Current Month Line 17  
 Line 19: Page 18, Column 6  
 Line 20: Line 18 x Line 19  
 Line 21: Line 12 + Line 16 + Line 20  
 Line 22: Line 9 + Line 21

**Public Service Company of New Hampshire d/b/a Eversource Energy**  
**Monthly and Cumulative Savings and Lost Base Revenue**  
**January 1, 2025 to December 31, 2025**

Line	Description	Cumulative Annual kWh Savings / Monthly kW Savings Dec-24	Forecast Jan-25	Forecast Feb-25	Forecast Mar-25	Forecast Apr-25	Forecast May-25	Forecast Jun-25	Forecast Jul-25	Forecast Aug-25	Forecast Sep-25	Forecast Oct-25	Forecast Nov-25	Forecast Dec-25	2025 Annual kWh and Monthly kW Savings	Cumulative Annual kWh Savings / Monthly kW Savings 12/31/2025		
																	Col. B	Col. C
1	Residential Annual kWh Savings (2018-2025)	95,145,634	1,046,313	1,046,313	1,046,313	1,046,313	1,046,313	1,046,313	1,046,313	1,046,313	1,046,313	1,046,313	1,046,313	1,046,313	1,046,313	1,046,313	12,555,750	107,701,384
2	C&I Annual kWh Savings (2018)	38,157,478	-	-	-	-	-	-	-	-	-	-	-	-	-	-	-	38,157,478
3	C&I Annual kWh Savings (2019-2025)	378,704,892	5,145,374	5,145,374	5,145,374	5,145,374	5,145,374	5,145,374	5,145,374	5,145,374	5,145,374	5,145,374	5,145,374	5,145,374	5,145,374	5,145,374	61,744,484	440,449,375
4	C&I Monthly Installed kW Savings	57,154	756	756	756	756	756	756	756	756	756	756	756	756	756	756	9,069	66,224
<b>Total 2025</b>																		
5	Monthly Residential Savings (2025)		43,596	43,596	43,596	43,596	43,596	43,596	43,596	43,596	43,596	43,596	43,596	43,596	43,596	43,596	523,156	
6	Retired Measures		-	-	-	-	-	-	-	-	-	-	-	-	-	-	-	-
7	Cumulative Residential Savings	7,928,803	7,972,399	8,015,996	8,059,592	8,103,188	8,146,785	8,190,381	8,233,977	8,277,574	8,321,170	8,364,766	8,408,363	8,451,959				
8	Average Residential kWh Distribution Rate		0.05124	0.05124	0.05124	0.05124	0.05124	0.05124	0.05124	0.05124	0.05124	0.05124	0.05124	0.05124	0.05124	0.05124		
9	Total Lost Residential Revenue		\$ 408,481	\$ 410,715	\$ 412,949	\$ 415,183	\$ 417,416	\$ 419,650	\$ 421,884	\$ 424,118	\$ 426,351	\$ 428,585	\$ 430,819	\$ 433,053	\$	\$	5,049,203	
10	Monthly C&I Savings (2018)	3,179,790	3,179,790	3,179,790	3,179,790	3,179,790	3,179,790	3,179,790	3,179,790	3,179,790	3,179,790	3,179,790	3,179,790	3,179,790	3,179,790	3,179,790		
11	Average C&I kWh Distribution Rate		0.03074	0.03074	0.03074	0.03074	0.03074	0.03074	0.03074	0.03074	0.03074	0.03074	0.03074	0.03074	0.03074	0.03074		
12	Lost C&I kWh Revenue		\$ 97,740	\$ 97,740	\$ 97,740	\$ 97,740	\$ 97,740	\$ 97,740	\$ 97,740	\$ 97,740	\$ 97,740	\$ 97,740	\$ 97,740	\$ 97,740	\$	\$	1,172,883	
13	Monthly C&I Savings (2025)		214,391	214,391	214,391	214,391	214,391	214,391	214,391	214,391	214,391	214,391	214,391	214,391	214,391	214,391		
14	Cumulative C&I Savings	31,558,741	31,773,132	31,987,522	32,201,913	32,416,303	32,630,694	32,845,084	33,059,475	33,273,866	33,488,256	33,702,647	33,917,037	34,131,428				
15	Average C&I kWh Distribution Rate		0.01124	0.01124	0.01124	0.01124	0.01124	0.01124	0.01124	0.01124	0.01124	0.01124	0.01124	0.01124	0.01124	0.01124		
16	Lost C&I kWh Revenue		\$ 357,187	\$ 359,597	\$ 362,007	\$ 364,418	\$ 366,828	\$ 369,238	\$ 371,648	\$ 374,058	\$ 376,468	\$ 378,878	\$ 381,289	\$ 383,699	\$	\$	4,445,315	
17	Monthly C&I kW Savings (2025)		378	378	378	378	378	378	378	378	378	378	378	378	378	378		
18	Cumulative Monthly C&I kW Savings	57,154	57,532	57,910	58,288	58,666	59,044	59,422	59,800	60,177	60,555	60,933	61,311	61,689				
19	Average C&I Demand Rate		8.49	8.49	8.49	8.49	8.49	8.49	8.49	8.49	8.49	8.49	8.49	8.49	8.49	8.49		
20	Lost C&I Demand Revenue		\$ 488,648	\$ 491,858	\$ 495,067	\$ 498,277	\$ 501,486	\$ 504,696	\$ 507,906	\$ 511,115	\$ 514,325	\$ 517,534	\$ 520,744	\$ 523,953	\$	\$	6,075,609	
21	Total Lost C&I kWh and Demand Revenue		\$ 943,576	\$ 949,195	\$ 954,815	\$ 960,435	\$ 966,054	\$ 971,674	\$ 977,294	\$ 982,914	\$ 988,533	\$ 994,153	\$ 999,773	\$ 1,005,392	\$	\$	11,693,808	
22	<b>Total Lost Revenue</b>		<b>\$ 1,352,057</b>	<b>\$ 1,359,910</b>	<b>\$ 1,367,764</b>	<b>\$ 1,375,617</b>	<b>\$ 1,383,471</b>	<b>\$ 1,391,324</b>	<b>\$ 1,399,178</b>	<b>\$ 1,407,031</b>	<b>\$ 1,414,885</b>	<b>\$ 1,422,738</b>	<b>\$ 1,430,591</b>	<b>\$ 1,438,445</b>	<b>\$</b>	<b>\$</b>	<b>16,743,011</b>	

Lines 1-4: Company Forecast  
 Line 5: Line 1 / 12  
 Line 6: Company Forecast  
 Line 7: Prior Month Line 7 + Current Month Line 5 - Current Month Line 6  
 Line 8: Page 18, Column 8  
 Line 9: Line 7 x Line 8  
 Line 10: Line 1, Column B / 12  
 Line 11: Page 18, Column 8  
 Line 12: Line 10 x Line 11  
 Line 13: Line 3 / 12  
 Line 14: Prior Month Line 14 + Current Month Line 13  
 Line 15: Page 18, Column 7  
 Line 16: Line 14 x Line 15  
 Line 17: Line 4  
 Line 18: Prior Month Line 18 + Current Month Line 17  
 Line 19: Page 18, Column 6  
 Line 20: Line 18 x Line 19  
 Line 21: Line 12 + Line 16 + Line 20  
 Line 22: Line 9 + Line 21

**Public Service Company of New Hampshire d/b/a Eversource Energy**  
**Monthly and Cumulative Savings and Lost Base Revenue**  
**January 1, 2026 to December 31, 2026**

Line	Description	Cumulative Annual kWh Savings / Monthly kW Savings												2026 Annual kWh and Monthly kW Savings	Cumulative Annual kWh Savings / Monthly kW Savings 12/31/2026		
		Dec-25	Forecast Jan-26	Forecast Feb-26	Forecast Mar-26	Forecast Apr-26	Forecast May-26	Forecast Jun-26	Forecast Jul-26	Forecast Aug-26	Forecast Sep-26	Forecast Oct-26	Forecast Nov-26			Forecast Dec-26	
	Col. A	Col. B	Col. C	Col. D	Col. E	Col. F	Col. G	Col. H	Col. I	Col. J	Col. K	Col. L	Col. M	Col. N	Col. O	Col. P	
1	Residential Annual kWh Savings (2018-2025)	107,701,384	1,142,849	1,142,849	1,142,849	1,142,849	1,142,849	1,142,849	1,142,849	1,142,849	1,142,849	1,142,849	1,142,849	1,142,849	1,142,849	13,714,182	121,415,567
2	C&I Annual kWh Savings (2018)	38,157,478	-	-	-	-	-	-	-	-	-	-	-	-	-	-	38,157,478
3	C&I Annual kWh Savings (2019-2025)	440,449,375	5,030,967	5,030,967	5,030,967	5,030,967	5,030,967	5,030,967	5,030,967	5,030,967	5,030,967	5,030,967	5,030,967	5,030,967	5,030,967	60,371,601	500,820,977
4	C&I Monthly Installed kW Savings	66,224	738	738	738	738	738	738	738	738	738	738	738	738	738	8,855	75,078
<b>Total 2026</b>																	
		<b>Jan-26</b>	<b>Feb-26</b>	<b>Mar-26</b>	<b>Apr-26</b>	<b>May-26</b>	<b>Jun-26</b>	<b>Jul-26</b>	<b>Aug-26</b>	<b>Sep-26</b>	<b>Oct-26</b>	<b>Nov-26</b>	<b>Dec-26</b>	<b>Lost Base Revenue</b>			
5	Monthly Residential Savings (2026)	47,619	47,619	47,619	47,619	47,619	47,619	47,619	47,619	47,619	47,619	47,619	47,619	47,619	571,424		
6	Retired Measures	-	-	-	-	-	-	-	-	-	-	-	-	-	-		
7	Cumulative Residential Savings	8,975,115	9,022,734	9,070,353	9,117,971	9,165,590	9,213,209	9,260,827	9,308,446	9,356,065	9,403,684	9,451,302	9,498,921	9,546,540			
8	Average Residential kWh Distribution Rate		0.05124	0.05124	0.05124	0.05124	0.05124	0.05124	0.05124	0.05124	0.05124	0.05124	0.05124	0.05124			
9	Total Lost Residential Revenue	\$ 462,297	\$ 464,737	\$ 467,177	\$ 469,617	\$ 472,057	\$ 474,496	\$ 476,936	\$ 479,376	\$ 481,816	\$ 484,256	\$ 486,696	\$ 489,136	\$ 5,708,597			
10	Monthly C&I Savings (2018)	3,179,790	3,179,790	3,179,790	3,179,790	3,179,790	3,179,790	3,179,790	3,179,790	3,179,790	3,179,790	3,179,790	3,179,790	3,179,790			
11	Average C&I kWh Distribution Rate		0.03074	0.03074	0.03074	0.03074	0.03074	0.03074	0.03074	0.03074	0.03074	0.03074	0.03074	0.03074			
12	Lost C&I kWh Revenue	\$ 97,740	\$ 97,740	\$ 97,740	\$ 97,740	\$ 97,740	\$ 97,740	\$ 97,740	\$ 97,740	\$ 97,740	\$ 97,740	\$ 97,740	\$ 97,740	\$ 1,172,883			
13	Monthly C&I Savings (2026)	209,624	209,624	209,624	209,624	209,624	209,624	209,624	209,624	209,624	209,624	209,624	209,624	209,624			
14	Cumulative C&I Savings	36,913,738	37,123,362	37,332,985	37,542,609	37,752,233	37,961,856	38,171,480	38,381,104	38,590,727	38,800,351	39,009,974	39,219,598	39,429,221			
15	Average C&I kWh Distribution Rate		0.01124	0.01124	0.01124	0.01124	0.01124	0.01124	0.01124	0.01124	0.01124	0.01124	0.01124	0.01124			
16	Lost C&I kWh Revenue	\$ 414,977	\$ 417,333	\$ 419,690	\$ 422,047	\$ 424,403	\$ 426,760	\$ 429,116	\$ 431,473	\$ 433,829	\$ 436,186	\$ 438,542	\$ 440,899	\$ 5,135,255			
17	Monthly C&I kW Savings (2026)	369	369	369	369	369	369	369	369	369	369	369	369	369			
18	Cumulative Monthly C&I kW Savings	66,224	66,593	66,961	67,330	67,699	68,068	68,437	68,806	69,175	69,544	69,913	70,282	70,651			
19	Average C&I Demand Rate		8.49	8.49	8.49	8.49	8.49	8.49	8.49	8.49	8.49	8.49	8.49	8.49			
20	Lost C&I Demand Revenue	\$ 565,602	\$ 568,735	\$ 571,869	\$ 575,003	\$ 578,136	\$ 581,270	\$ 584,404	\$ 587,538	\$ 590,671	\$ 593,805	\$ 596,939	\$ 600,072	\$ 6,994,044			
21	Total Lost C&I kWh and Demand Revenue	\$ 1,078,319	\$ 1,083,809	\$ 1,089,299	\$ 1,094,790	\$ 1,100,280	\$ 1,105,770	\$ 1,111,260	\$ 1,116,751	\$ 1,122,241	\$ 1,127,731	\$ 1,133,221	\$ 1,138,711	\$ 13,302,182			
22	<b>Total Lost Revenue</b>	<b>\$ 1,540,616</b>	<b>\$ 1,548,546</b>	<b>\$ 1,556,476</b>	<b>\$ 1,564,406</b>	<b>\$ 1,572,336</b>	<b>\$ 1,580,267</b>	<b>\$ 1,588,197</b>	<b>\$ 1,596,127</b>	<b>\$ 1,604,057</b>	<b>\$ 1,611,987</b>	<b>\$ 1,619,917</b>	<b>\$ 1,627,847</b>	<b>\$ 19,010,779</b>			

Lines 1-4: Company Forecast  
Line 5: Line 1 / 12  
Line 6: Company Forecast  
Line 7: Prior Month Line 7 + Current Month Line 5 - Current Month Line 6  
Line 8: Page 18, Column 8  
Line 9: Line 7 x Line 8  
Line 10: Line 1, Column B / 12  
Line 11: Page 18, Column 8  
Line 12: Line 10 x Line 11  
Line 13: Line 3 / 12  
Line 14: Prior Month Line 14 + Current Month Line 13  
Line 15: Page 18, Column 7  
Line 16: Line 14 x Line 15  
Line 17: Line 4  
Line 18: Prior Month Line 18 + Current Month Line 17  
Line 19: Page 18, Column 6  
Line 20: Line 18 x Line 19  
Line 21: Line 12 + Line 16 + Line 20  
Line 22: Line 9 + Line 21

**Public Service Company of New Hampshire d/b/a Eversource Energy**  
**Lost Base Revenue Reconciliation**  
**January 1, 2022 to December 31, 2022**  
(\$ in 000's)

Line	Description	Actual Carryover Dec-21	Actual Jan-22	Actual Feb-22	Actual Mar-22	Actual Apr-22	Actual May-22	Actual Jun-22	Actual Jul-22	Actual Aug-22	Actual Sep-22	Actual Oct-22	Actual Nov-22	Actual Dec-22	2022 Total
	Col. A	Col. B	Col. C	Col. D	Col. E	Col. F	Col. G	Col. H	Col. I	Col. J	Col. K	Col. L	Col. M	Col. N	Col. O
1	Total Revenue Recovery		463	452	411	389	706	1,143	1,276	1,484	1,272	1,024	1,030	1,191	10,839
2	Total Lost Revenues		892	898	902	906	915	921	929	934	943	957	971	1,007	11,173
3	Current Month (Over)/Under Recovery		429	446	491	517	209	(222)	(346)	(550)	(329)	(67)	(59)	(184)	333
4	Cumulative (Over)/Under Recovery	1,883	2,312	2,757	3,248	3,765	3,974	3,752	3,405	2,855	2,526	2,459	2,400	2,216	
5	Carrying Charge Rate (Prime Rate)		0.2708%	0.2708%	0.2808%	0.2917%	0.3283%	0.3650%	0.4042%	0.4583%	0.4775%	0.5208%	0.5792%	0.6058%	
6	Carrying Charge on Deferral Balance		6	7	8	10	13	14	14	14	13	13	14	14	141
7	Cumulative (Over)/Under Recovery Incl Carrying Charge		<u>2,317</u>	<u>2,770</u>	<u>3,269</u>	<u>3,796</u>	<u>4,018</u>	<u>3,810</u>	<u>3,478</u>	<u>2,942</u>	<u>2,626</u>	<u>2,571</u>	<u>2,527</u>	<u>2,356</u>	
8	Total Sales (MWh)		712,609	695,660	632,237	598,209	587,290	617,815	689,536	802,104	687,362	553,498	556,560	643,644	7,776,524
9	<b>SBC Rate (LBR Component in cents per kWh)</b>		0.065	0.065	0.065	0.065	0.185	0.185	0.185	0.185	0.185	0.185	0.185	0.185	

Line 1: Company Records  
Line 2: Page 8, Line 22 / 1000  
Line 3: Line 2 - Line 1  
Line 4: Prior month Line 4 + Current month Line 3  
Line 5: Prime Rate / 12  
Line 6: (Prior Month Line 4 + Current Month Line 4) / 2 x Line 5  
Line 7: Line 4 + Line 6  
Line 8: Company Records  
Line 9: Approved Rate

**Public Service Company of New Hampshire d/b/a Eversource Energy**  
**Lost Base Revenue Reconciliation (Preliminary)**  
**January 1, 2023 to December 31, 2023**  
(\$ in 000's)

Line	Description	Actual	Estimate	Estimate	Estimate	Estimate	Estimate	Forecast	Forecast	Forecast	Forecast	Forecast	Forecast	Forecast	2023
		Carryover Dec-22	Jan-23	Feb-23	Mar-23	Apr-23	May-23	Jun-23	Jul-23	Aug-23	Sep-23	Oct-23	Nov-23	Dec-23	Total
	Col. A	Col. B	Col. C	Col. D	Col. E	Col. F	Col. G	Col. H	Col. I	Col. J	Col. K	Col. L	Col. M	Col. N	Col. O
1	Total Revenue Recovery		1,410	1,266	1,265	1,250	1,109	1,299	1,499	1,465	1,247	1,231	1,232	1,411	15,684
2	Total Lost Revenues		1,009	1,017	1,025	1,032	1,041	1,050	1,058	1,066	1,074	1,082	1,090	1,098	12,642
3	Current Month (Over)/Under Recovery		(400)	(249)	(240)	(218)	(68)	(249)	(441)	(400)	(173)	(149)	(141)	(313)	(3,042)
4	Cumulative (Over)/Under Recovery	2,356	1,956	1,707	1,467	1,249	1,181	932	491	91	(82)	(231)	(373)	(686)	
5	Carrying Charge Rate (Prime Rate)		0.6250%	0.6450%	0.6517%	0.6667%	0.6858%	0.6875%	0.6875%	0.6875%	0.6875%	0.6875%	0.6875%	0.6875%	
6	Carrying Charge on Deferral Balance		13	12	10	9	8	7	5	2	0	(1)	(2)	(4)	60
7	Cumulative (Over)/Under Recovery Incl Carrying Cha		<u>1,970</u>	<u>1,732</u>	<u>1,502</u>	<u>1,293</u>	<u>1,234</u>	<u>992</u>	<u>556</u>	<u>158</u>	<u>(15)</u>	<u>(165)</u>	<u>(309)</u>	<u>(625)</u>	
8	Total Sales (MWh)		687,634	617,425	617,271	609,783	540,971	633,565	731,204	714,805	608,210	600,627	600,773	688,338	7,650,604
9	<b>SBC Rate (LBR Component in cents per kWh)</b>		0.205	0.205	0.205	0.205	0.205	0.205	0.205	0.205	0.205	0.205	0.205	0.205	

Line 1: Company Records; (Line 8 x Line 9) / 100  
Line 2: Page 9, Line 22 / 1000  
Line 3: Line 2 - Line 1  
Line 4: Prior month Line 4 + Current month Line 3  
Line 5: Prime Rate / 12  
Line 6: (Prior Month Line 4 + Current Month Line 4) / 2 x Line 5  
Line 7: Line 4 + Line 6  
Line 8: Company Records/Forecast  
Line 9: Approved Rate

**Public Service Company of New Hampshire d/b/a Eversource Energy**  
**Lost Base Revenue Reconciliation (Preliminary)**  
**January 1, 2024 to December 31, 2024**  
(\$ in 000's)

Line	Description	Forecast	Forecast	Forecast	Forecast	Forecast	Forecast	Forecast	Forecast	Forecast	Forecast	Forecast	Forecast	Forecast	2024
		Carryover Dec-23	Jan-24	Feb-24	Mar-24	Apr-24	May-24	Jun-24	Jul-24	Aug-24	Sep-24	Oct-24	Nov-24	Dec-24	Total
	Col. A	Col. B	Col. C	Col. D	Col. E	Col. F	Col. G	Col. H	Col. I	Col. J	Col. K	Col. L	Col. M	Col. N	Col. O
1	Total Revenue Recovery		1,267	1,161	1,137	1,029	1,035	1,153	1,322	1,278	1,086	1,064	1,067	1,217	13,816
2	Total Lost Revenues		1,163	1,171	1,179	1,187	1,194	1,202	1,210	1,218	1,226	1,234	1,242	1,250	14,475
3	Current Month (Over)/Under Recovery		(104)	10	42	157	159	50	(112)	(60)	140	170	175	33	659
4	Cumulative (Over)/Under Recovery	(625)	(730)	(719)	(677)	(520)	(361)	(312)	(424)	(483)	(344)	(174)	1	34	
5	Carrying Charge Rate (Prime Rate)		0.6875%	0.6875%	0.6875%	0.6875%	0.6875%	0.6875%	0.6875%	0.6875%	0.6875%	0.6875%	0.6875%	0.6875%	
6	Carrying Charge on Deferral Balance		(5)	(5)	(5)	(4)	(3)	(2)	(3)	(3)	(3)	(2)	(1)	0	(35)
7	Cumulative (Over)/Under Recovery Incl Carrying Charge		(734)	(729)	(692)	(539)	(383)	(336)	(450)	(513)	(376)	(208)	(34)	(1)	
8	Total Sales (MWh)		712,077	652,194	638,637	578,410	581,818	647,722	742,777	718,038	610,409	597,713	599,437	683,656	7,762,885
9	<b>SBC Rate (LBR Component in cents per kWh)</b>		0.178	0.178	0.178	0.178	0.178	0.178	0.178	0.178	0.178	0.178	0.178	0.178	

Line 1: (Line 8 x Line 9) / 100  
Line 2: Page 10, Line 22 / 1000  
Line 3: Line 2 - Line 1  
Line 4: Prior month Line 4 + Current month Line 3  
Line 5: Prime Rate / 12  
Line 6: (Prior Month Line 4 + Current Month Line 4) / 2 x Line 5  
Line 7: Line 4 + Line 6  
Line 8: Company Forecast  
Line 9: Estimated/Proposed Rate

**Public Service Company of New Hampshire d/b/a Eversource Energy**  
**Lost Base Revenue Reconciliation (Preliminary)**  
**January 1, 2025 to December 31, 2025**  
**(\$ in 000's)**

Line	Description	Forecast	Forecast	Forecast	Forecast	Forecast	Forecast	Forecast	Forecast	Forecast	Forecast	Forecast	Forecast	Forecast	Forecast	2025
		Carryover Dec-24	Jan-25	Feb-25	Mar-25	Apr-25	May-25	Jun-25	Jul-25	Aug-25	Sep-25	Oct-25	Nov-25	Dec-25	Total	
	Col. A	Col. B	Col. C	Col. D	Col. E	Col. F	Col. G	Col. H	Col. I	Col. J	Col. K	Col. L	Col. M	Col. N	Col. O	
1	Total Revenue Recovery		1,545	1,366	1,384	1,253	1,259	1,402	1,608	1,554	1,320	1,272	1,290	1,479	16,732	
2	Total Lost Revenues		1,352	1,360	1,368	1,376	1,383	1,391	1,399	1,407	1,415	1,423	1,431	1,438	16,743	
3	Current Month (Over)/Under Recovery		(193)	(6)	(16)	123	124	(11)	(209)	(147)	95	151	141	(41)	11	
4	Cumulative (Over)/Under Recovery	(1)	(193)	(200)	(216)	(94)	31	20	(189)	(336)	(241)	(90)	51	10		
5	Carrying Charge Rate (Prime Rate)		0.6875%	0.6875%	0.6875%	0.6875%	0.6875%	0.6875%	0.6875%	0.6875%	0.6875%	0.6875%	0.6875%	0.6875%		
6	Carrying Charge on Deferral Balance		(1)	(1)	(1)	(1)	(0)	0	(1)	(2)	(2)	(1)	(0)	0	(10)	
7	Cumulative (Over)/Under Recovery Incl Carrying Charge		(194)	(202)	(220)	(98)	26	16	(194)	(343)	(250)	(100)	40	(0)		
8	Total Sales (MWh)		712,340	630,112	638,271	577,852	580,661	646,511	741,624	716,689	608,699	586,494	594,746	682,151	7,716,150	
9	<b>SBC Rate (LBR Component in cents per kWh)</b>		0.217	0.217	0.217	0.217	0.217	0.217	0.217	0.217	0.217	0.217	0.217	0.217		

Line 1: (Line 8 x Line 9) / 100  
Line 2: Page 11, Line 22 / 1000  
Line 3: Line 2 - Line 1  
Line 4: Prior month Line 4 + Current month Line 3  
Line 5: Prime Rate / 12  
Line 6: (Prior Month Line 4 + Current Month Line 4) / 2 x Line 5  
Line 7: Line 4 + Line 6  
Line 8: Company Forecast  
Line 9: Estimated/Proposed Rate



**Public Service Company of New Hampshire d/b/a Eversource Energy**  
**Lost Base Revenue Reconciliation (Preliminary)**  
**January 1, 2026 to December 31, 2026**  
**(\$ in 000's)**

Line	Description	Forecast	Forecast	Forecast	Forecast	Forecast	Forecast	Forecast	Forecast	Forecast	Forecast	Forecast	Forecast	Forecast	Forecast	2026
		Carryover Dec-25	Jan-26	Feb-26	Mar-26	Apr-26	May-26	Jun-26	Jul-26	Aug-26	Sep-26	Oct-26	Nov-26	Dec-26	Total	
	Col. A	Col. B	Col. C	Col. D	Col. E	Col. F	Col. G	Col. H	Col. I	Col. J	Col. K	Col. L	Col. M	Col. N	Col. O	
1	Total Revenue Recovery		1,754	1,550	1,570	1,444	1,434	1,588	1,823	1,762	1,495	1,441	1,461	1,677	18,999	
2	Total Lost Revenues		1,541	1,549	1,556	1,564	1,572	1,580	1,588	1,596	1,604	1,612	1,620	1,628	19,011	
3	Current Month (Over)/Under Recovery		(213)	(2)	(13)	120	138	(8)	(235)	(166)	109	171	159	(49)	11	
4	Cumulative (Over)/Under Recovery	(0)	(213)	(215)	(229)	(108)	30	22	(213)	(379)	(270)	(98)	60	11		
5	Carrying Charge Rate (Prime Rate)		0.6875%	0.6875%	0.6875%	0.6875%	0.6875%	0.6875%	0.6875%	0.6875%	0.6875%	0.6875%	0.6875%	0.6875%		
6	Carrying Charge on Deferral Balance		(1)	(1)	(2)	(1)	(0)	0	(1)	(2)	(2)	(1)	(0)	0	(11)	
7	Cumulative (Over)/Under Recovery Incl Carrying Charge		(214)	(217)	(232)	(113)	25	17	(219)	(386)	(280)	(109)	49	0		
8	Total Sales (MWh)		711,630	628,996	636,931	585,886	581,762	644,486	739,804	714,793	606,527	584,452	592,918	680,417	7,708,603	
9	<b>SBC Rate (LBR Component in cents per kWh)</b>		0.246	0.246	0.246	0.246	0.246	0.246	0.246	0.246	0.246	0.246	0.246	0.246		

Line 1: (Line 8 x Line 9) / 100  
Line 2: Page 12, Line 22 / 1000  
Line 3: Line 2 - Line 1  
Line 4: Prior month Line 4 + Current month Line 3  
Line 5: Prime Rate / 12  
Line 6: (Prior Month Line 4 + Current Month Line 4) / 2 x Line 5  
Line 7: Line 4 + Line 6  
Line 8: Company Forecast  
Line 9: Estimated/Proposed Rate

**Public Service Company of New Hampshire d/b/a Eversource Energy  
Calculation of Forecasted Average Distribution Rate for Lost Revenue  
Based on Actual Billing Determinants and Distribution Rates\***

	(1)	(2)	(3) = (1) + (2)	(4)	(5)	(6) = (2) / (4)	(7) = (2) / (5)	(8) = (3) / (5)
<b>For the Period 01/01/2022 Through 12/31/2022</b>								
<u>Rate Class</u>	<u>Demand Charges</u>	<u>Revenue kWh Charges</u>	<u>Total Demand and kWh Charges</u>	<u>Delivery kW</u>	<u>Delivery kWh</u>	<u>Average Distribution Rate \$/kW</u>	<u>Average Distribution Rate \$/kWh<sup>(a)</sup></u>	<u>Average Distribution Rate \$/kWh<sup>(b)</sup></u>
<b>Residential</b>	\$ -	\$ 173,956,689	\$ 173,956,689	\$ -	3,395,141,862	N/A	N/A	\$ 0.05124
General Service Rate G	\$ 40,446,960	\$ 32,596,024	\$ 73,042,984	3,439,722	1,616,163,985	\$ 9.48	\$ 0.02017	\$ 0.04520
Primary General Service Rate GV	\$ 27,901,596	\$ 10,426,507	\$ 38,328,103	4,067,414	1,595,794,474	\$ 2.56	\$ 0.00653	\$ 0.02402
Large General Service Rate LG	\$ 16,201,617	\$ 5,730,473	\$ 21,932,090	2,447,591	1,124,802,700	\$ 2.34	\$ 0.00509	\$ 0.01950
<b>Commercial and Industrial</b>	\$ 84,550,173	\$ 48,753,003	\$ 133,303,176	9,954,727	4,336,761,158	\$ 8.49	\$ 0.01124	\$ 0.03074

\* Excludes the outdoor lighting rates (Rate OL and Rate EOL), the Customer/Meter charge revenue from each rate, and the on/off peak kWh associated with Rate B >= 115 kV under Rate LG.

**Public Service Company of New Hampshire d/b/a Eversource Energy**  
**Bill Impacts of Changes in System Benefits Charge**

<u>Line Description</u>	<u>Current Rates*</u>	<u>2024</u>	<u>2025</u>	<u>2026</u>
1 Total System Benefits Charge (\$/kWh) (A)	\$ 0.00905	\$ 0.00905	\$ 0.00970	\$ 0.01015
2 <u>Bill per month, including PSNH default energy service</u>				
3 Residential Rate R (625 kWh/month)	\$ 199.04	\$ 199.03	\$ 199.44	\$ 199.73
4 General Service Rate G, three-phase service (40 kW, 10,000 kWh/month)	\$ 3,117.49	\$ 3,117.48	\$ 3,123.97	\$ 3,128.53
5 <u>Change from previous rate level - \$ per month</u>				
6 Residential Rate R (625 kWh/month)		\$ (0.00)	\$ 0.41	\$ 0.29
7 General Service Rate G, three-phase service (40 kW, 10,000 kWh/month)		\$ (0.00)	\$ 6.48	\$ 4.56
8 <u>Change from previous rate level - %</u>				
9 Residential Rate R (625 kWh/month)		0.0%	0.2%	0.1%
10 General Service Rate G, three-phase service (40 kW, 10,000 kWh/month)		0.0%	0.2%	0.1%
* Stated at Eversource's rate levels effective February 1, 2023				
(A) <u>System Benefits Charge (SBC) Rate</u>				
EE Rate	\$ 0.00550	\$ 0.00577	\$ 0.00603	\$ 0.00619
EAP Rate	\$ 0.00150	\$ 0.00150	\$ 0.00150	\$ 0.00150
LBR Rate	\$ 0.00205	\$ 0.00178	\$ 0.00217	\$ 0.00246
Total SBC Rate	<u>\$ 0.00905</u>	<u>\$ 0.00905</u>	<u>\$ 0.00970</u>	<u>\$ 0.01015</u>





Entity	06
Entity Description	PSNH - Distribution dba Eversource Energy
EE Recoverable	Include

**Sum of Amount**

<b>Line of Business</b>	<b>Line of Business Description</b>	<b>Category</b>
12205	Energy Efficiency- NU	SBC Expense

12205

Energy Efficiency- NU

SBC Expense

12205

Energy Efficiency- NU

SBC Expense



12205

Energy Efficiency- NU

SBC Expense

12205

Energy Efficiency- NU

SBC Expense

12205

Energy Efficiency- NU

SBC Expense

12205

Energy Efficiency- NU

SBC Expense

12205

Energy Efficiency- NU

SBC Expense

12205

Energy Efficiency- NU

SBC Expense

12205

Energy Efficiency- NU

SBC Expense

12205

Energy Efficiency- NU

SBC Expense

SBC Incentive

SBC Reg Liab



12205

Energy Efficiency- NU

SBC Reg Liab

SBC Revenues

---

**12205 Total**

12230

Energy Efficiency - SBC

SBC Revenues

12230

Energy Efficiency - SBC

SBC Revenues

---

12230 Total

12900

EAP

SBC Expense

---

12900 Total

Grand Total

<b>Category Description</b>	<b>FERC Account</b>
<b>EE</b>	<b>908100</b>

**EE**

908100

**EE**

908100

**EE**

908100

**EE**

908100

**EE**

908100



**EE**

908100

**EE**

908100

**EE**

908100

**EE**

908100

**EE**

908100

908200

9200NP

922000

**EE Total**

**EE**

421250

**EE Total**

**RGGI Refund**

242RG0

**RGGI Refund Total**

**SB549 - DOE Funding** 254DOE

**SB549 - DOE Funding Total**

**EE** 440000

442010

442020

444000

**EE Total**

**FCM** 254P90

**FCM Total**

---

**LBR** 440000

442010

442020

444000

**LBR** 444000

**LBR Total**

---

**EAP** 908000

908100

**EAP Total**

**EE** 908100

**EE Total**

---

---

**FERC Account Description****Field Work Order****Customer Assistance Exp - Energy Efficiency**

06BUITIM

06CEIM00

06CEPIN0

06CIDRIM

06CIDRIN

06CIDRMA

06CIMAMA

06CIMIAD

06COREV0



**Customer Assistance Exp - Energy Efficiency**

06COREV0

06COREX0

06CORIM0

06CORMK0

06CORMS0

**Customer Assistance Exp - Energy Efficiency**

06CORMS0

06CPEX00

06EDUIM0

06EDUIN0

06EDUMK0

06EDUTRG

06ESAIM0

**Customer Assistance Exp - Energy Efficiency**

06ESAIM0

06ESAIN0

06ESAINH

06ESAMK0

06ESHIM0

06ESHIN0

06ESHMK0

**Customer Assistance Exp - Energy Efficiency**

06FCMIM0

06GENEIT

06GENIAD

06GENIM0

06HEA000

06HEAEV0

06HEAIM0

**Customer Assistance Exp - Energy Efficiency**

06HEAIM0

06HEAIN0

06HEAINH

06HEAMK0

06HPES00

06HPEV00

06HPIM00

06HPIN00

06HPINH0

06HPLBDN

06HPMK00

06ISOEVA

**Customer Assistance Exp - Energy Efficiency**

06ISOEVA

06LITEV0

06LITIM0

06LITIN0

06LITMK0

06LRETAU

06LRETIH

06LRETIM

06LRETIN

**Customer Assistance Exp - Energy Efficiency**

06LRETIN

06LRETMK

06MUNIAU

06MUNIIM

06MUNIIN

06MUNIMS

06NEWAU0

06NEWEV0

06NEWIM0

**Customer Assistance Exp - Energy Efficiency**

06NEWIM0

06NEWIN0

06NEWINH

06NEWMK0

06REDRIM

06REDRIN

06REDUIM

06REDUIN

06REMAMA

06RESIAD

06RFPAU0



**Customer Assistance Exp - Energy Efficiency**

06RFPAU0

06RFPIN0

06SRETAU

06SRETEV

06SRETIH

06SRETIM

06SRETIN

06SRETMK

06SSRLAB

<b>Customer Assistance Exp - Energy Efficiency</b>	06SSRLAB
	06TRACIM
	NFMFWO06
	06CEMK00
<b>Customer Assistance Exp - Energy Efficiency Total</b>	
<b>Customer Assistance Exp - Energy Efficiency Amort</b>	06PICIIN
	06PIRIN0
	NFMFWO06
<b>Customer Assistance Exp - Energy Efficiency Amort Total</b>	
<b>Adm + Gen Salaries Non Productive</b>	00000006
	00000B10
<b>Adm + Gen Salaries Non Productive Total</b>	
<b>Administrative Exp Transferred Cr</b>	ASEE0006
<b>Administrative Exp Transferred Cr Total</b>	
<b>C+LM Incentives</b>	NFMFWO06
<b>C+LM Incentives Total</b>	
<b>Regional Greenhouse Gas Emis Reduct</b>	NFMFWO06
<b>Regional Greenhouse Gas Emis Reduct Total</b>	

<b>Track SBC Funding for DOE</b>	NFMFWO06
<b>Track SBC Funding for DOE Total</b>	
<b>Residential Sales</b>	000000000
	NFMFWO06
<b>Residential Sales Total</b>	
<b>Commercial Sales</b>	000000000
	NFMFWO06
<b>Commercial Sales Total</b>	
<b>Industrial Sales</b>	000000000
	NFMFWO06
<b>Industrial Sales Total</b>	
<b>Public Street + Highway Lighting</b>	000000000
	NFMFWO06
<b>Public Street + Highway Lighting Total</b>	
<b>PSNH Accrued C+LM Expenses</b>	06ISOEV0
	06ISOIM0
	NFMFWO06
<b>PSNH Accrued C+LM Expenses Total</b>	
<hr/>	
<b>Residential Sales</b>	NFMFWO06
<b>Residential Sales Total</b>	
<b>Commercial Sales</b>	NFMFWO06
<b>Commercial Sales Total</b>	
<b>Industrial Sales</b>	NFMFWO06
<b>Industrial Sales Total</b>	
<b>Public Street + Highway Lighting</b>	NFMFWO06

**Public Street + Highway Lighting**  
**Public Street + Highway Lighting Total**

NFMFWO06

---

**Customer Assistance Exp**

LIANHSBC

**Customer Assistance Exp Total**

**Customer Assistance Exp - Energy Efficiency**

NHEAPNIN

**Customer Assistance Exp - Energy Efficiency Total**

**Customer Assistance Exp - Energy Efficiency**

NHEAPNIN

**Customer Assistance Exp - Energy Efficiency Total**

---

---

<b>Field Work Order Description</b>	<b>Cost Element</b>
<b>Business Intelligence Implementatio</b>	S17
<b>Business Intelligence Implementatio Total</b>	
<b>CL&amp;P EE Expense</b>	L11
	S68
<b>CL&amp;P EE Expense Total</b>	
<b>NH EE CEP Expense</b>	L11
	S17
	S49
	S68
	ZGS
	ZNP
	ZPB
	ZVE
<b>NH EE CEP Expense Total</b>	
<b>Active Demand Implementation</b>	L11
	S22
	S49
	S68
	ZGS
	ZNP
	ZVE
<b>Active Demand Implementation Total</b>	
<b>Active Demand Incentive</b>	F20
<b>Active Demand Incentive Total</b>	
<b>Active Demand Marketing</b>	S28
<b>Active Demand Marketing Total</b>	
<b>C&amp;I Marketing</b>	S28
<b>C&amp;I Marketing Total</b>	
<b>Commercial Internal Admin</b>	L11
	S68
	ZGS
	ZNP
	ZVE
<b>Commercial Internal Admin Total</b>	
<b>PSNH Gen Core Prog Admin Evaluation</b>	E11
	E14
	F20

<b>PSNH Gen Core Prog Admin Evaluation</b>	K12
	L11
	S17
	S49
	S68
	ZGS
	ZNP
	ZPB
	ZVE
<b>PSNH Gen Core Prog Admin Evaluation Total</b>	
<b>PSNH Gen Core Prog Admin Ext Admin</b>	F20
	S17
	S49
	S68
<b>PSNH Gen Core Prog Admin Ext Admin Total</b>	
<b>PSNH Gen Core Prog Admin Implement</b>	B25
	E11
	E13
	E14
	K11
	K12
	L11
	S68
	ZGS
	ZNP
	ZPB
	ZVE
<b>PSNH Gen Core Prog Admin Implement Total</b>	
<b>PSNH Gen Core Prog Admin Marketing</b>	A29
	E11
	E13
	E14
	F12
	F20
	L11
	L12
	S28
	S49
	S68
	ZGS
	ZNP
	ZVE
<b>PSNH Gen Core Prog Admin Marketing Total</b>	
<b>PSNH Gen Core Prog Admin Mgmt&amp;Super</b>	A69

<b>PSNH Gen Core Prog Admin Mgmt&amp;Super</b>	B19
	B20
	B25
	E11
	E13
	E14
	E16
	E17
	K11
	K12
	L11
	L12
	S49
	S68
	ZGS
	ZNP
	ZPB
	ZVE
<b>PSNH Gen Core Prog Admin Mgmt&amp;Super Total</b>	
<b>PSNH Cust Partner External Admin</b>	F20
	S68
<b>PSNH Cust Partner External Admin Total</b>	
<b>PSNH Educ Prog Implementation</b>	E11
	E14
	L11
	S68
	ZGS
	ZNP
	ZVE
<b>PSNH Educ Prog Implementation Total</b>	
<b>PSNH Educ Prog Incentives</b>	E11
	E16
	F20
	S20
	S28
	S68
<b>PSNH Educ Prog Incentives Total</b>	
<b>PSNH Educational Programs Marketing</b>	F20
	S28
	S68
<b>PSNH Educational Programs Marketing Total</b>	
<b>PSNH EE Expense</b>	E16
<b>PSNH EE Expense Total</b>	
<b>CL&amp;P EE Expense</b>	E14

<b>CL&amp;P EE Expense</b>	E17 F20 L11 S17 S68 ZGS ZNP ZPB ZVE
<b>CL&amp;P EE Expense Total</b>	
<b>CL&amp;P EE Expense</b>	F20 S68
<b>CL&amp;P EE Expense Total</b>	
<b>CL&amp;P EE Expense</b>	F20 S68
<b>CL&amp;P EE Expense Total</b>	
<b>CL&amp;P EE Expense</b>	F20 S28 S68
<b>CL&amp;P EE Expense Total</b>	
<b>CL&amp;P EE Expense</b>	B25 E14 E16 F12 F20 L11 L12 S68 ZGS ZNP ZPB
<b>CL&amp;P EE Expense Total</b>	
<b>CL&amp;P EE Expense</b>	F20 L11 S68 ZNP ZPB
<b>CL&amp;P EE Expense Total</b>	
<b>CL&amp;P EE Expense</b>	F20 M11 S22 S28 S68
<b>CL&amp;P EE Expense Total</b>	



<b>FCM Labor</b>	L11
	ZGS
	ZNP
<b>FCM Labor Total</b>	
<b>All Program IT Costs</b>	L11
	S17
	S49
	S68
	ZGS
	ZNP
<b>All Program IT Costs Total</b>	
<b>General Internal Admin</b>	B25
	E11
	E13
	E14
	L11
	L12
	L22
	S19
	S49
	ZGS
	ZNP
	ZPB
	ZVE
<b>General Internal Admin Total</b>	
<b>All Program Implementation Costs</b>	S28
	S68
<b>All Program Implementation Costs Total</b>	
<b>PSNH EE Expense</b>	S17
<b>PSNH EE Expense Total</b>	
<b>CL&amp;P EE Expense</b>	F20
	S68
<b>CL&amp;P EE Expense Total</b>	
<b>CL&amp;P EE Expense</b>	E13
	E14
	F20
	K12
	L11
	L12
	S17
	S28
	S49
	S68
	ZGS

<b>CL&amp;P EE Expense</b>	ZNP
	ZPB
<b>CL&amp;P EE Expense Total</b>	
<b>CL&amp;P EE Expense</b>	E14
	F20
	S68
<b>CL&amp;P EE Expense Total</b>	
<b>PSNH EE Expense</b>	F20
<b>PSNH EE Expense Total</b>	
<b>CL&amp;P EE Expense</b>	S28
<b>CL&amp;P EE Expense Total</b>	
<b>PSNH EE Expense</b>	S17
<b>PSNH EE Expense Total</b>	
<b>CL&amp;P EE Expense</b>	F20
	S68
<b>CL&amp;P EE Expense Total</b>	
<b>CL&amp;P EE Expense</b>	E11
	E14
	F20
	K12
	L11
	L12
	S17
	S68
	ZGS
	ZNP
	ZPB
<b>CL&amp;P EE Expense Total</b>	
<b>CL&amp;P EE Expense</b>	F20
	L11
	L12
	S22
	S68
	ZNP
	ZPB
<b>CL&amp;P EE Expense Total</b>	
<b>PSNH EE Expense</b>	F20
<b>PSNH EE Expense Total</b>	
<b>NH EE Loan Buy Down</b>	F20
<b>NH EE Loan Buy Down Total</b>	
<b>CL&amp;P EE Expense</b>	F20
	S28
<b>CL&amp;P EE Expense Total</b>	
<b>ISO Program Evaluation</b>	S17

<b>ISO Program Evaluation</b>	S68
<b>ISO Program Evaluation Total</b>	
<b>CL&amp;P EE Expense</b>	S68
<b>CL&amp;P EE Expense Total</b>	
<b>CL&amp;P EE Expense</b>	F20
	L11
	S17
	S68
	ZGS
	ZNP
	ZPB
	ZVE
<b>CL&amp;P EE Expense Total</b>	
<b>CL&amp;P EE Expense</b>	F20
	S28
	S68
<b>CL&amp;P EE Expense Total</b>	
<b>CL&amp;P EE Expense</b>	S28
<b>CL&amp;P EE Expense Total</b>	
<b>PSNH Large C&amp;I Retrofit Audit</b>	F20
	S68
<b>PSNH Large C&amp;I Retrofit Audit Total</b>	
<b>PSNH Large C&amp;I Retro Incentives HSR</b>	F20
<b>PSNH Large C&amp;I Retro Incentives HSR Total</b>	
<b>PSNH Large C&amp;I Retrofit Implement</b>	B20
	B25
	E11
	E14
	E17
	F12
	F20
	K11
	K12
	L11
	M11
	S49
	S68
	ZGS
	ZNP
	ZPB
	ZVE
<b>PSNH Large C&amp;I Retrofit Implement Total</b>	
<b>PSNH Large C&amp;I Retrofit Incentives</b>	E14
	F20

<b>PSNH Large C&amp;I Retrofit Incentives</b>	L11
	S68
	ZGS
	ZNP
	ZPB
<b>PSNH Large C&amp;I Retrofit Incentives Total</b>	
<b>PSNH Large C&amp;I Retrofit Marketing</b>	S28
<b>PSNH Large C&amp;I Retrofit Marketing Total</b>	
<b>Muni Program-Audits</b>	F20
	S22
	S68
<b>Muni Program-Audits Total</b>	
<b>Muni Program-Implementation</b>	F20
	L11
	S68
	ZGS
	ZNP
<b>Muni Program-Implementation Total</b>	
<b>Muni Program-Incentive</b>	E14
	F20
	L11
	S68
	ZGS
	ZNP
<b>Muni Program-Incentive Total</b>	
<b>Muni Program-Internal Admin</b>	L11
	S68
	ZGS
	ZNP
<b>Muni Program-Internal Admin Total</b>	
<b>CL&amp;P EE Expense</b>	F20
	S68
<b>CL&amp;P EE Expense Total</b>	
<b>CL&amp;P EE Expense</b>	S68
<b>CL&amp;P EE Expense Total</b>	
<b>CL&amp;P EE Expense</b>	E11
	E14
	F12
	F20
	L11
	S49
	S68
	ZGS
	ZNP

<b>CL&amp;P EE Expense</b>	ZPB
<b>CL&amp;P EE Expense Total</b>	
<b>CL&amp;P EE Expense</b>	E14
	F20
	L11
	S68
	ZGS
	ZNP
	ZPB
<b>CL&amp;P EE Expense Total</b>	
<b>PSNH LargeC&amp;INewCon Incentive HSR</b>	F20
<b>PSNH LargeC&amp;INewCon Incentive HSR Total</b>	
<b>CL&amp;P EE Expense</b>	S28
	S68
<b>CL&amp;P EE Expense Total</b>	
<b>Active Demand Implementation</b>	L11
	S49
	S68
	ZGS
	ZNP
<b>Active Demand Implementation Total</b>	
<b>Active Demand Incentive</b>	F20
<b>Active Demand Incentive Total</b>	
<b>Residential Education Impl</b>	F20
	L11
	S68
	ZGS
	ZNP
<b>Residential Education Impl Total</b>	
<b>Residential Education Inc-serv</b>	E11
	F20
	S68
<b>Residential Education Inc-serv Total</b>	
<b>Residential Marketing</b>	S28
	S49
<b>Residential Marketing Total</b>	
<b>Residential Internal Admin</b>	E14
	L11
	ZGS
	ZNP
	ZVE
<b>Residential Internal Admin Total</b>	
<b>PSNH Large C&amp;I RFP Program Audit</b>	F20
	S68

<b>PSNH Large C&amp;I RFP Program Audit Total</b>	
<b>PSNH Large C&amp;I RFP Prog Incentives</b>	F20
<b>PSNH Large C&amp;I RFP Prog Incentives Total</b>	
<b>PSNH Small C&amp;I Retrofit Audit</b>	F20
	S68
<b>PSNH Small C&amp;I Retrofit Audit Total</b>	
<b>PSNH Small C&amp;I Retrofit Evaluation</b>	F20
	S68
<b>PSNH Small C&amp;I Retrofit Evaluation Total</b>	
<b>PSNH Small C&amp;I Retro Incentives HSR</b>	F20
<b>PSNH Small C&amp;I Retro Incentives HSR Total</b>	
<b>PSNH Small C&amp;I Retrofit Implement</b>	B25
	E11
	E13
	E14
	E17
	F12
	F20
	L11
	L12
	S17
	S49
	S68
	ZGS
	ZNP
	ZPB
	ZVE
<b>PSNH Small C&amp;I Retrofit Implement Total</b>	
<b>PSNH Small C&amp;I Retrofit Incentives</b>	A20
	B25
	E14
	F20
	L11
	S68
	ZGS
	ZNP
	ZPB
<b>PSNH Small C&amp;I Retrofit Incentives Total</b>	
<b>PSNH Small C&amp;I Retrofit Marketing</b>	F20
	S28
	S68
<b>PSNH Small C&amp;I Retrofit Marketing Total</b>	
<b>Smart Start Labor</b>	L11
	ZGS

<b>Smart Start Labor</b>	ZNP
	ZVE
<b>Smart Start Labor Total</b>	
<b>NH Tracking Sys EE Expense</b>	L11
	S17
	S49
	S68
	U08
	ZGS
	ZNP
<b>NH Tracking Sys EE Expense Total</b>	
<b>CA FWO - NFM Direct Charge 06</b>	A20
	S68
<b>CA FWO - NFM Direct Charge 06 Total</b>	
<b>CL&amp;P EE Expense</b>	S28
<b>CL&amp;P EE Expense Total</b>	
<b>PSNH PI For C&amp;I Incentives</b>	A20
<b>PSNH PI For C&amp;I Incentives Total</b>	
<b>CL&amp;P EE Expense</b>	A20
<b>CL&amp;P EE Expense Total</b>	
<b>CA FWO - NFM Direct Charge 06</b>	A20
<b>CA FWO - NFM Direct Charge 06 Total</b>	
<b>Non - Productive Labor</b>	L31
	L32
<b>Non - Productive Labor Total</b>	
<b>Non Productive Labor</b>	L31
	L32
<b>Non Productive Labor Total</b>	
<b>AS&amp;E</b>	ZAS
<b>AS&amp;E Total</b>	
<b>CA FWO - NFM Direct Charge 06</b>	A20
	R51
<b>CA FWO - NFM Direct Charge 06 Total</b>	
<b>CA FWO - NFM Direct Charge 06</b>	R38
<b>CA FWO - NFM Direct Charge 06 Total</b>	

**CA FWO - NFM Direct Charge 06** A75  
**CA FWO - NFM Direct Charge 06 Total**

**Default** R11  
**Default Total**  
**CA FWO - NFM Direct Charge 06** R11  
**CA FWO - NFM Direct Charge 06 Total**

**Default** R11  
**Default Total**  
**CA FWO - NFM Direct Charge 06** R11  
**CA FWO - NFM Direct Charge 06 Total**

**Default** R11  
**Default Total**  
**CA FWO - NFM Direct Charge 06** R11  
**CA FWO - NFM Direct Charge 06 Total**

**Default** R11  
**Default Total**  
**CA FWO - NFM Direct Charge 06** R11  
**CA FWO - NFM Direct Charge 06 Total**

**PSNH Gen ISO/FCM Progr Admin Eval** A85  
**PSNH Gen ISO/FCM Progr Admin Eval Total**  
**PSNH Gen ISO/FCM Prog Adm Implement** A85  
**PSNH Gen ISO/FCM Prog Adm Implement Total**  
**CA FWO - NFM Direct Charge 06** A85  
**CA FWO - NFM Direct Charge 06 Total**

---

**CA FWO - NFM Direct Charge 06** R11  
**CA FWO - NFM Direct Charge 06 Total**

**CA FWO - NFM Direct Charge 06** R11  
**CA FWO - NFM Direct Charge 06 Total**

**CA FWO - NFM Direct Charge 06** R11  
**CA FWO - NFM Direct Charge 06 Total**

**CA FWO - NFM Direct Charge 06** R11



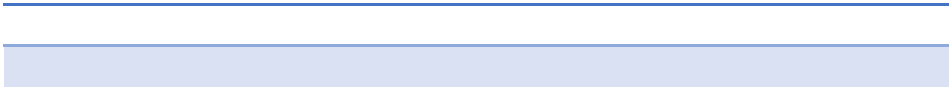
**CA FWO - NFM Direct Charge 06 Total**

---

<b>EAP Funding From SBC</b>	A46
<b>EAP Funding From SBC Total</b>	

<b>Non Incremental EAP</b>	L12
	L22
	ZGS
	ZNP
<b>Non Incremental EAP Total</b>	

<b>Non Incremental EAP</b>	L12
	L22
	ZGS
	ZNP
<b>Non Incremental EAP Total</b>	



<b>Cost Element Description</b>	<b>Charge CC</b>
<b>IT Outside Services</b>	244
<b>Labor Straight Time Exempt</b>	244
<b>Other Outside Services- Other</b>	244
<b>Labor Straight Time Exempt</b>	244
<b>IT Outside Services</b>	244
<b>Contractor Labor</b>	244
<b>Other Outside Services- Other</b>	244
<b>Gen Ser Co Benefit Loader- Acct Use Only</b>	244
<b>Non Productive Time Loader- Acct Use Only</b>	244
<b>Payroll Benefit Loader- Acct Use Only</b>	244
<b>Vehicle Costs Clearing- Acct Use Only</b>	244
<b>Labor Straight Time Exempt</b>	244
<b>Other Outside Services</b>	244
<b>Contractor Labor</b>	244
<b>Other Outside Services- Other</b>	244
<b>Gen Ser Co Benefit Loader- Acct Use Only</b>	244
<b>Non Productive Time Loader- Acct Use Only</b>	244
<b>Vehicle Costs Clearing- Acct Use Only</b>	244
<b>Fees + Payments- Other</b>	244
<b>Advertising - Outside Services</b>	244
<b>Advertising - Outside Services</b>	244
<b>Labor Straight Time Exempt</b>	244
<b>Other Outside Services- Other</b>	244
<b>Gen Ser Co Benefit Loader- Acct Use Only</b>	244
<b>Non Productive Time Loader- Acct Use Only</b>	244
<b>Vehicle Costs Clearing- Acct Use Only</b>	244
<b>Employee Expense Other</b>	244
<b>Mileage</b>	244
<b>Fees + Payments- Other</b>	244

<b>Hardware</b>	244
<b>Labor Straight Time Exempt</b>	244
<b>IT Outside Services</b>	244
<b>Contractor Labor</b>	244
<b>Other Outside Services- Other</b>	244
<b>Gen Ser Co Benefit Loader- Acct Use Only</b>	244
<b>Non Productive Time Loader- Acct Use Only</b>	244
<b>Payroll Benefit Loader- Acct Use Only</b>	244
<b>Vehicle Costs Clearing- Acct Use Only</b>	244
<b>Fees + Payments- Other</b>	244
<b>IT Outside Services</b>	244
<b>Contractor Labor</b>	244
<b>Other Outside Services- Other</b>	244
<b>Telephone</b>	244
<b>Employee Expense Other</b>	244
<b>Meals</b>	244
<b>Mileage</b>	244
<b>Software</b>	244
<b>Hardware</b>	244
<b>Labor Straight Time Exempt</b>	244
<b>Other Outside Services- Other</b>	244
<b>Gen Ser Co Benefit Loader- Acct Use Only</b>	244
<b>Non Productive Time Loader- Acct Use Only</b>	244
<b>Payroll Benefit Loader- Acct Use Only</b>	244
<b>Vehicle Costs Clearing- Acct Use Only</b>	244
<b>Employee Incentive</b>	244
<b>Employee Expense Other</b>	244
<b>Meals</b>	244
<b>Mileage</b>	244
<b>Dues and Membership Fees</b>	244
<b>Fees + Payments- Other</b>	244
<b>Labor Straight Time Exempt</b>	244
<b>Labor Straight Time Non-Exempt</b>	244
<b>Advertising - Outside Services</b>	244
<b>Contractor Labor</b>	244
<b>Other Outside Services- Other</b>	244
<b>Gen Ser Co Benefit Loader- Acct Use Only</b>	244
<b>Non Productive Time Loader- Acct Use Only</b>	244
<b>Vehicle Costs Clearing- Acct Use Only</b>	244
<b>Reimbursables- Other</b>	244

<b>Freight</b>	244
<b>General Supplies</b>	244
<b>Telephone</b>	244
<b>Employee Expense Other</b>	244
<b>Meals</b>	244
<b>Mileage</b>	244
<b>Registrations and Conference Expense</b>	244
<b>Travel</b>	244
<b>Software</b>	244
<b>Hardware</b>	244
<b>Labor Straight Time Exempt</b>	244
<b>Labor Straight Time Non-Exempt</b>	244
<b>Contractor Labor</b>	244
<b>Other Outside Services- Other</b>	244
<b>Gen Ser Co Benefit Loader- Acct Use Only</b>	244
<b>Non Productive Time Loader- Acct Use Only</b>	244
<b>Payroll Benefit Loader- Acct Use Only</b>	244
<b>Vehicle Costs Clearing- Acct Use Only</b>	244
<b>Fees + Payments- Other</b>	244
<b>Other Outside Services- Other</b>	244
<b>Employee Expense Other</b>	244
<b>Mileage</b>	244
<b>Labor Straight Time Exempt</b>	244
<b>Other Outside Services- Other</b>	244
<b>Gen Ser Co Benefit Loader- Acct Use Only</b>	244
<b>Non Productive Time Loader- Acct Use Only</b>	244
<b>Vehicle Costs Clearing- Acct Use Only</b>	244
<b>Employee Expense Other</b>	244
<b>Registrations and Conference Expense</b>	244
<b>Fees + Payments- Other</b>	244
<b>Lobby Services- Fed</b>	244
<b>Advertising - Outside Services</b>	244
<b>Other Outside Services- Other</b>	244
<b>Fees + Payments- Other</b>	244
<b>Advertising - Outside Services</b>	244
<b>Other Outside Services- Other</b>	244
<b>Registrations and Conference Expense</b>	244
<b>Mileage</b>	244

<b>Travel</b>	244
<b>Fees + Payments- Other</b>	244
<b>Labor Straight Time Exempt</b>	244
<b>IT Outside Services</b>	244
<b>Other Outside Services- Other</b>	244
<b>Gen Ser Co Benefit Loader- Acct Use Only</b>	244
<b>Non Productive Time Loader- Acct Use Only</b>	244
<b>Payroll Benefit Loader- Acct Use Only</b>	244
<b>Vehicle Costs Clearing- Acct Use Only</b>	244
<b>Fees + Payments- Other</b>	244
<b>Other Outside Services- Other</b>	244
<b>Fees + Payments- Other</b>	244
<b>Other Outside Services- Other</b>	244
<b>Fees + Payments- Other</b>	244
<b>Advertising - Outside Services</b>	244
<b>Other Outside Services- Other</b>	244
<b>Telephone</b>	244
<b>Mileage</b>	244
<b>Registrations and Conference Expense</b>	244
<b>Dues and Membership Fees</b>	244
<b>Fees + Payments- Other</b>	244
<b>Labor Straight Time Exempt</b>	244
<b>Labor Straight Time Non-Exempt</b>	244
<b>Other Outside Services- Other</b>	244
<b>Gen Ser Co Benefit Loader- Acct Use Only</b>	244
<b>Non Productive Time Loader- Acct Use Only</b>	244
<b>Payroll Benefit Loader- Acct Use Only</b>	244
<b>Fees + Payments- Other</b>	244
<b>Labor Straight Time Exempt</b>	244
<b>Other Outside Services- Other</b>	244
<b>Non Productive Time Loader- Acct Use Only</b>	244
<b>Payroll Benefit Loader- Acct Use Only</b>	244
<b>Fees + Payments- Other</b>	244
<b>Materials- Purchased</b>	244
<b>Other Outside Services</b>	244
<b>Advertising - Outside Services</b>	244
<b>Other Outside Services- Other</b>	244

<b>Labor Straight Time Exempt</b>	244
<b>Gen Ser Co Benefit Loader- Acct Use Only</b>	244
<b>Non Productive Time Loader- Acct Use Only</b>	244
<b>Labor Straight Time Exempt</b>	244
<b>IT Outside Services</b>	244
<b>Contractor Labor</b>	244
<b>Other Outside Services- Other</b>	244
<b>Gen Ser Co Benefit Loader- Acct Use Only</b>	244
<b>Non Productive Time Loader- Acct Use Only</b>	244
<b>Telephone</b>	244
<b>Employee Expense Other</b>	244
<b>Meals</b>	244
<b>Mileage</b>	244
<b>Labor Straight Time Exempt</b>	244
<b>Labor Straight Time Non-Exempt</b>	244
<b>Labor Overtime Non-Exempt</b>	244
<b>Legal Services</b>	244
<b>Contractor Labor</b>	244
<b>Gen Ser Co Benefit Loader- Acct Use Only</b>	244
<b>Non Productive Time Loader- Acct Use Only</b>	244
<b>Payroll Benefit Loader- Acct Use Only</b>	244
<b>Vehicle Costs Clearing- Acct Use Only</b>	244
<b>Advertising - Outside Services</b>	244
<b>Other Outside Services- Other</b>	244
<b>IT Outside Services</b>	244
<b>Fees + Payments- Other</b>	244
<b>Other Outside Services- Other</b>	244
<b>Meals</b>	244
<b>Mileage</b>	244
<b>Fees + Payments- Other</b>	244
<b>Hardware</b>	244
<b>Labor Straight Time Exempt</b>	244
<b>Labor Straight Time Non-Exempt</b>	244
<b>IT Outside Services</b>	244
<b>Advertising - Outside Services</b>	244
<b>Contractor Labor</b>	244
<b>Other Outside Services- Other</b>	244
<b>Gen Ser Co Benefit Loader- Acct Use Only</b>	244

<b>Non Productive Time Loader- Acct Use Only</b>	244
<b>Payroll Benefit Loader- Acct Use Only</b>	244
<b>Mileage</b>	244
<b>Fees + Payments- Other</b>	244
<b>Other Outside Services- Other</b>	244
<b>Fees + Payments- Other</b>	244
<b>Advertising - Outside Services</b>	244
<b>IT Outside Services</b>	244
<b>Fees + Payments- Other</b>	244
<b>Other Outside Services- Other</b>	244
<b>Employee Expense Other</b>	244
<b>Mileage</b>	244
<b>Fees + Payments- Other</b>	244
<b>Hardware</b>	244
<b>Labor Straight Time Exempt</b>	244
<b>Labor Straight Time Non-Exempt</b>	244
<b>IT Outside Services</b>	244
<b>Other Outside Services- Other</b>	244
<b>Gen Ser Co Benefit Loader- Acct Use Only</b>	244
<b>Non Productive Time Loader- Acct Use Only</b>	244
<b>Payroll Benefit Loader- Acct Use Only</b>	244
<b>Fees + Payments- Other</b>	244
<b>Labor Straight Time Exempt</b>	244
<b>Labor Straight Time Non-Exempt</b>	244
<b>Other Outside Services</b>	244
<b>Other Outside Services- Other</b>	244
<b>Non Productive Time Loader- Acct Use Only</b>	244
<b>Payroll Benefit Loader- Acct Use Only</b>	244
<b>Fees + Payments- Other</b>	244
<b>Fees + Payments- Other</b>	244
<b>Fees + Payments- Other</b>	244
<b>Advertising - Outside Services</b>	244
<b>IT Outside Services</b>	244

<b>Other Outside Services- Other</b>	244
<b>Other Outside Services- Other</b>	244
<b>Fees + Payments- Other</b>	244
<b>Labor Straight Time Exempt</b>	244
<b>IT Outside Services</b>	244
<b>Other Outside Services- Other</b>	244
<b>Gen Ser Co Benefit Loader- Acct Use Only</b>	244
<b>Non Productive Time Loader- Acct Use Only</b>	244
<b>Payroll Benefit Loader- Acct Use Only</b>	244
<b>Vehicle Costs Clearing- Acct Use Only</b>	244
<b>Fees + Payments- Other</b>	244
<b>Advertising - Outside Services</b>	244
<b>Other Outside Services- Other</b>	244
<b>Advertising - Outside Services</b>	244
<b>Fees + Payments- Other</b>	244
<b>Other Outside Services- Other</b>	244
<b>Fees + Payments- Other</b>	244
<b>General Supplies</b>	244
<b>Telephone</b>	244
<b>Employee Expense Other</b>	244
<b>Mileage</b>	244
<b>Travel</b>	244
<b>Dues and Membership Fees</b>	244
<b>Fees + Payments- Other</b>	244
<b>Software</b>	244
<b>Hardware</b>	244
<b>Labor Straight Time Exempt</b>	244
<b>Materials- Purchased</b>	244
<b>Contractor Labor</b>	244
<b>Other Outside Services- Other</b>	244
<b>Gen Ser Co Benefit Loader- Acct Use Only</b>	244
<b>Non Productive Time Loader- Acct Use Only</b>	244
<b>Payroll Benefit Loader- Acct Use Only</b>	244
<b>Vehicle Costs Clearing- Acct Use Only</b>	244
<b>Mileage</b>	244
<b>Fees + Payments- Other</b>	244



<b>Labor Straight Time Exempt</b>	244
<b>Other Outside Services- Other</b>	244
<b>Gen Ser Co Benefit Loader- Acct Use Only</b>	244
<b>Non Productive Time Loader- Acct Use Only</b>	244
<b>Payroll Benefit Loader- Acct Use Only</b>	244
<b>Advertising - Outside Services</b>	244
<b>Fees + Payments- Other</b>	244
<b>Other Outside Services</b>	244
<b>Other Outside Services- Other</b>	244
<b>Fees + Payments- Other</b>	244
<b>Labor Straight Time Exempt</b>	244
<b>Other Outside Services- Other</b>	244
<b>Gen Ser Co Benefit Loader- Acct Use Only</b>	244
<b>Non Productive Time Loader- Acct Use Only</b>	244
<b>Mileage</b>	244
<b>Fees + Payments- Other</b>	244
<b>Labor Straight Time Exempt</b>	244
<b>Other Outside Services- Other</b>	244
<b>Gen Ser Co Benefit Loader- Acct Use Only</b>	244
<b>Non Productive Time Loader- Acct Use Only</b>	244
<b>Labor Straight Time Exempt</b>	244
<b>Other Outside Services- Other</b>	244
<b>Gen Ser Co Benefit Loader- Acct Use Only</b>	244
<b>Non Productive Time Loader- Acct Use Only</b>	244
<b>Fees + Payments- Other</b>	244
<b>Other Outside Services- Other</b>	244
<b>Other Outside Services- Other</b>	244
<b>Employee Expense Other</b>	244
<b>Mileage</b>	244
<b>Dues and Membership Fees</b>	244
<b>Fees + Payments- Other</b>	244
<b>Labor Straight Time Exempt</b>	244
<b>Contractor Labor</b>	244
<b>Other Outside Services- Other</b>	244
<b>Gen Ser Co Benefit Loader- Acct Use Only</b>	244
<b>Non Productive Time Loader- Acct Use Only</b>	244

<b>Payroll Benefit Loader- Acct Use Only</b>	244
<b>Mileage</b>	244
<b>Fees + Payments- Other</b>	244
<b>Labor Straight Time Exempt</b>	244
<b>Other Outside Services- Other</b>	244
<b>Gen Ser Co Benefit Loader- Acct Use Only</b>	244
<b>Non Productive Time Loader- Acct Use Only</b>	244
<b>Payroll Benefit Loader- Acct Use Only</b>	244
<b>Fees + Payments- Other</b>	244
<b>Advertising - Outside Services</b>	244
<b>Other Outside Services- Other</b>	244
<b>Labor Straight Time Exempt</b>	244
<b>Contractor Labor</b>	244
<b>Other Outside Services- Other</b>	244
<b>Gen Ser Co Benefit Loader- Acct Use Only</b>	244
<b>Non Productive Time Loader- Acct Use Only</b>	244
<b>Fees + Payments- Other</b>	244
<b>Fees + Payments- Other</b>	244
<b>Labor Straight Time Exempt</b>	244
<b>Other Outside Services- Other</b>	244
<b>Gen Ser Co Benefit Loader- Acct Use Only</b>	244
<b>Non Productive Time Loader- Acct Use Only</b>	244
<b>Employee Expense Other</b>	244
<b>Fees + Payments- Other</b>	244
<b>Other Outside Services- Other</b>	244
<b>Advertising - Outside Services</b>	244
<b>Contractor Labor</b>	244
<b>Mileage</b>	244
<b>Labor Straight Time Exempt</b>	244
<b>Gen Ser Co Benefit Loader- Acct Use Only</b>	244
<b>Non Productive Time Loader- Acct Use Only</b>	244
<b>Vehicle Costs Clearing- Acct Use Only</b>	244
<b>Fees + Payments- Other</b>	244
<b>Other Outside Services- Other</b>	244

<b>Fees + Payments- Other</b>	244
<b>Fees + Payments- Other</b>	244
<b>Other Outside Services- Other</b>	244
<b>Fees + Payments- Other</b>	244
<b>Other Outside Services- Other</b>	244
<b>Fees + Payments- Other</b>	244
<b>Telephone</b>	244
<b>Employee Expense Other</b>	244
<b>Meals</b>	244
<b>Mileage</b>	244
<b>Travel</b>	244
<b>Dues and Membership Fees</b>	244
<b>Fees + Payments- Other</b>	244
<b>Labor Straight Time Exempt</b>	244
<b>Labor Straight Time Non-Exempt</b>	244
<b>IT Outside Services</b>	244
<b>Contractor Labor</b>	244
<b>Other Outside Services- Other</b>	244
<b>Gen Ser Co Benefit Loader- Acct Use Only</b>	244
<b>Non Productive Time Loader- Acct Use Only</b>	244
<b>Payroll Benefit Loader- Acct Use Only</b>	244
<b>Vehicle Costs Clearing- Acct Use Only</b>	244
<b>Miscellaneous Journal Entries</b>	244
<b>Telephone</b>	244
<b>Mileage</b>	244
<b>Fees + Payments- Other</b>	244
<b>Labor Straight Time Exempt</b>	244
<b>Other Outside Services- Other</b>	244
<b>Gen Ser Co Benefit Loader- Acct Use Only</b>	244
<b>Non Productive Time Loader- Acct Use Only</b>	244
<b>Payroll Benefit Loader- Acct Use Only</b>	244
<b>Fees + Payments- Other</b>	244
<b>Advertising - Outside Services</b>	244
<b>Other Outside Services- Other</b>	244
<b>Labor Straight Time Exempt</b>	244
<b>Gen Ser Co Benefit Loader- Acct Use Only</b>	244

<b>Non Productive Time Loader- Acct Use Only</b>	244
<b>Vehicle Costs Clearing- Acct Use Only</b>	244
<b>Labor Straight Time Exempt</b>	244
<b>IT Outside Services</b>	244
<b>Contractor Labor</b>	244
<b>Other Outside Services- Other</b>	244
<b>UVL-Contractor Labor</b>	244
<b>Gen Ser Co Benefit Loader- Acct Use Only</b>	244
<b>Non Productive Time Loader- Acct Use Only</b>	244
<b>Miscellaneous Journal Entries</b>	310
<b>Other Outside Services- Other</b>	244
<b>Advertising - Outside Services</b>	244
<b>Miscellaneous Journal Entries</b>	244
<b>Miscellaneous Journal Entries</b>	244
<b>Miscellaneous Journal Entries</b>	310
<b>Labor Non Productive Exempt</b>	310
<b>Labor Non Productive Non-Exempt</b>	310
<b>Labor Non Productive Exempt</b>	310
<b>Labor Non Productive Non-Exempt</b>	310
<b>Admin and Eng OH- Acct Use Only</b>	307
<b>Miscellaneous Journal Entries</b>	310
<b>Miscellaneous Revenue</b>	310
<b>Other Misc Revenue- Revenue Initiatives</b>	244

<b>Deferral</b>	310
<b>Retail Revenue - Billed</b>	305
<b>Retail Revenue - Billed</b>	305
<b>Retail Revenue - Billed</b>	305
<b>Retail Revenue - Billed</b>	305
<b>Retail Revenue - Billed</b>	305
<b>Retail Revenue - Billed</b>	305
<b>Retail Revenue - Billed</b>	305
<b>Retail Revenue - Billed</b>	305
<b>Retail Revenue - Billed</b>	305
<b>Miscellaneous Accounting Adjustments</b>	244
<b>Miscellaneous Accounting Adjustments</b>	244
<b>Miscellaneous Accounting Adjustments</b>	310
<hr/>	
<b>Retail Revenue - Billed</b>	305
<b>Retail Revenue - Billed</b>	305
<b>Retail Revenue - Billed</b>	305
<b>Retail Revenue - Billed</b>	305

---

<b>PSNH Energy Assistance Program</b>	310
---------------------------------------	-----

<b>Labor Straight Time Non-Exempt</b>	066
---------------------------------------	-----

<b>Labor Overtime Non-Exempt</b>	066
----------------------------------	-----

<b>Gen Ser Co Benefit Loader- Acct Use Only</b>	066
-------------------------------------------------	-----

<b>Non Productive Time Loader- Acct Use Only</b>	066
--------------------------------------------------	-----

<b>Labor Straight Time Non-Exempt</b>	066
---------------------------------------	-----

<b>Labor Overtime Non-Exempt</b>	066
----------------------------------	-----

<b>Gen Ser Co Benefit Loader- Acct Use Only</b>	066
-------------------------------------------------	-----

<b>Non Productive Time Loader- Acct Use Only</b>	066
--------------------------------------------------	-----

---

---

Charge CC Description	Year	Month Number		
	2021	202101	202102	202103
EE-PSNH Projects				
EE-PSNH Projects				
EE-PSNH Projects				
EE-PSNH Projects		\$850	\$4,019	\$881
EE-PSNH Projects		\$32,200	\$56,848	(\$19,319)
EE-PSNH Projects		\$5,767	\$8,468	
EE-PSNH Projects		\$165	\$561	\$657
EE-PSNH Projects		\$545	\$681	\$700
EE-PSNH Projects		\$126	\$542	\$134
EE-PSNH Projects		\$46	\$882	
EE-PSNH Projects				
		<b>\$39,699</b>	<b>\$72,001</b>	<b>(\$16,946)</b>
EE-PSNH Projects		\$1,407	\$1,599	\$1,623
EE-PSNH Projects				
EE-PSNH Projects		\$390	\$0	\$292
EE-PSNH Projects		(\$1,325)	\$10,359	\$18,191
EE-PSNH Projects		\$1,117	\$1,270	\$1,289
EE-PSNH Projects		\$214	\$243	\$247
EE-PSNH Projects		\$4	\$3	\$2
		<b>\$1,807</b>	<b>\$13,474</b>	<b>\$21,643</b>
EE-PSNH Projects		(\$225,723)	\$225,723	\$0
		<b>(\$225,723)</b>	<b>\$225,723</b>	<b>\$0</b>
EE-PSNH Projects				
EE-PSNH Projects				\$182,008
				<b>\$182,008</b>
EE-PSNH Projects		\$3,540	\$5,200	\$5,537
EE-PSNH Projects				
EE-PSNH Projects		\$2,811	\$4,129	\$4,397
EE-PSNH Projects		\$539	\$791	\$842
EE-PSNH Projects		\$10	\$10	\$6
		<b>\$6,900</b>	<b>\$10,131</b>	<b>\$10,782</b>
EE-PSNH Projects				
EE-PSNH Projects				
EE-PSNH Projects		\$2,512	\$1,730	\$23,486

EE-PSNH Projects			
EE-PSNH Projects	\$15,975	\$20,679	\$24,742
EE-PSNH Projects			
EE-PSNH Projects	\$1,299	(\$314)	(\$1,364)
EE-PSNH Projects	\$24,652	\$29,764	\$4,544
EE-PSNH Projects	\$12,685	\$16,420	\$19,646
EE-PSNH Projects	\$2,430	\$3,145	\$3,763
EE-PSNH Projects			
EE-PSNH Projects	\$44	\$41	\$27
	<b>\$59,597</b>	<b>\$71,464</b>	<b>\$74,844</b>
EE-PSNH Projects	\$0		
EE-PSNH Projects			
EE-PSNH Projects		\$150	\$75
EE-PSNH Projects			
	<b>\$0</b>	<b>\$150</b>	<b>\$75</b>
EE-PSNH Projects			\$75
EE-PSNH Projects		\$40	
EE-PSNH Projects			
EE-PSNH Projects			
EE-PSNH Projects	\$55		
EE-PSNH Projects	\$13,314	\$12,103	\$7,997
EE-PSNH Projects			
EE-PSNH Projects	\$6,674	\$4,320	\$1,338
EE-PSNH Projects	\$1,918	\$1,696	\$1,079
EE-PSNH Projects	\$1,369	\$1,859	\$1,761
EE-PSNH Projects	\$20	\$8	
	<b>\$23,351</b>	<b>\$20,025</b>	<b>\$12,250</b>
EE-PSNH Projects			
EE-PSNH Projects			
EE-PSNH Projects			
EE-PSNH Projects			
EE-PSNH Projects	\$25,761	\$0	\$96,498
EE-PSNH Projects	\$5,940	\$8,860	\$7,441
EE-PSNH Projects	\$189	\$199	\$189
EE-PSNH Projects	\$2,742	\$5,165	\$2,794
EE-PSNH Projects	\$78	\$580	\$358
EE-PSNH Projects	\$0		
EE-PSNH Projects	\$4,866	\$7,193	\$6,058
EE-PSNH Projects	\$932	\$1,378	\$1,160
EE-PSNH Projects	\$17	\$17	\$8
	<b>\$40,524</b>	<b>\$23,392</b>	<b>\$114,506</b>
EE-PSNH Projects			



EE-PSNH Projects			
EE-PSNH Projects			
EE-PSNH Projects			\$101
EE-PSNH Projects			\$181
EE-PSNH Projects			
EE-PSNH Projects			
EE-PSNH Projects			\$171
EE-PSNH Projects			
EE-PSNH Projects			\$17
EE-PSNH Projects			
EE-PSNH Projects		\$97	\$44
EE-PSNH Projects			
EE-PSNH Projects			
EE-PSNH Projects			
EE-PSNH Projects			
EE-PSNH Projects			
		<b>\$97</b>	<b>\$514</b>
EE-PSNH Projects			
EE-PSNH Projects			
EE-PSNH Projects		\$3	
EE-PSNH Projects		\$20	
EE-PSNH Projects	\$381	\$363	\$323
EE-PSNH Projects			
EE-PSNH Projects	\$303	\$288	\$256
EE-PSNH Projects	\$58	\$55	\$49
EE-PSNH Projects	\$1	\$1	\$0
	<b>\$743</b>	<b>\$730</b>	<b>\$628</b>
EE-PSNH Projects			
EE-PSNH Projects			
EE-PSNH Projects	\$0		\$1,959
EE-PSNH Projects		\$2,164	
EE-PSNH Projects			
EE-PSNH Projects	\$2,387	\$0	\$321
	<b>\$2,387</b>	<b>\$2,164</b>	<b>\$2,279</b>
EE-PSNH Projects		\$36	
EE-PSNH Projects			
EE-PSNH Projects			
		<b>\$36</b>	
EE-PSNH Projects			
EE-PSNH Projects			

EE-PSNH Projects			
EE-PSNH Projects			
EE-PSNH Projects	\$873	\$1,059	\$656
EE-PSNH Projects			
EE-PSNH Projects			
EE-PSNH Projects	\$573	\$706	\$386
EE-PSNH Projects	\$129	\$157	\$96
EE-PSNH Projects	\$42	\$47	\$47
EE-PSNH Projects	\$0	\$0	\$0
	<b>\$1,618</b>	<b>\$1,970</b>	<b>\$1,186</b>
EE-PSNH Projects	\$48,440	\$25,449	\$43,179
EE-PSNH Projects	\$31,783	\$13,038	\$19,825
	<b>\$80,223</b>	<b>\$38,487</b>	<b>\$63,004</b>
EE-PSNH Projects	\$108,157	\$177,906	\$164,940
EE-PSNH Projects	\$310	\$6,656	\$6,562
	<b>\$108,467</b>	<b>\$184,562</b>	<b>\$171,502</b>
EE-PSNH Projects	\$0		
EE-PSNH Projects	\$350	\$3,876	\$5,369
EE-PSNH Projects	\$502		\$1,085
	<b>\$852</b>	<b>\$3,876</b>	<b>\$6,453</b>
EE-PSNH Projects			
EE-PSNH Projects			
EE-PSNH Projects			
EE-PSNH Projects			\$525
EE-PSNH Projects			
EE-PSNH Projects	\$5,353	\$7,157	\$7,104
EE-PSNH Projects			
EE-PSNH Projects			
EE-PSNH Projects			
EE-PSNH Projects	\$697	\$933	\$926
EE-PSNH Projects	\$1,493	\$1,996	\$1,982
	<b>\$7,544</b>	<b>\$10,086</b>	<b>\$10,537</b>
EE-PSNH Projects	\$97,538	\$118,612	\$102,762
EE-PSNH Projects			
EE-PSNH Projects		\$2,120	\$1,427
EE-PSNH Projects			
EE-PSNH Projects			
	<b>\$97,538</b>	<b>\$120,732</b>	<b>\$104,188</b>
EE-PSNH Projects			
EE-PSNH Projects			
EE-PSNH Projects			
EE-PSNH Projects	\$253	\$189	\$2,525
EE-PSNH Projects			
	<b>\$253</b>	<b>\$189</b>	<b>\$2,525</b>

EE-PSNH Projects	\$844	\$844	\$846
EE-PSNH Projects	\$670	\$670	\$671
EE-PSNH Projects	\$128	\$128	\$129
	<b>\$1,642</b>	<b>\$1,642</b>	<b>\$1,646</b>
EE-PSNH Projects			
EE-PSNH Projects			
EE-PSNH Projects			
EE-PSNH Projects			
EE-PSNH Projects			
EE-PSNH Projects			
EE-PSNH Projects			
EE-PSNH Projects			
EE-PSNH Projects	\$4,917	\$11,744	\$14,812
EE-PSNH Projects	\$1,946	\$1,330	\$1,236
EE-PSNH Projects			
EE-PSNH Projects	\$680	\$2,210	\$1,888
EE-PSNH Projects	\$5,450	\$10,381	\$12,743
EE-PSNH Projects	\$1,044	\$1,989	\$2,441
EE-PSNH Projects			
EE-PSNH Projects	\$9	\$17	\$12
	<b>\$14,046</b>	<b>\$27,671</b>	<b>\$33,132</b>
EE-PSNH Projects			
EE-PSNH Projects			
EE-PSNH Projects			
EE-PSNH Projects			
EE-PSNH Projects			
EE-PSNH Projects			
EE-PSNH Projects			
EE-PSNH Projects			
EE-PSNH Projects			
EE-PSNH Projects			
EE-PSNH Projects	\$0	\$2,406	
EE-PSNH Projects		\$3,813	\$3,694
	<b>\$0</b>	<b>\$6,219</b>	<b>\$3,694</b>
EE-PSNH Projects		\$228	
EE-PSNH Projects			
EE-PSNH Projects			
EE-PSNH Projects			
EE-PSNH Projects	\$9,524	\$7,046	\$10,829
EE-PSNH Projects			
EE-PSNH Projects			
EE-PSNH Projects			
EE-PSNH Projects			
EE-PSNH Projects			

EE-PSNH Projects	\$1,241	\$918	\$1,411
EE-PSNH Projects	\$2,657	\$1,966	\$3,021
	<b>\$13,422</b>	<b>\$10,158</b>	<b>\$15,261</b>
EE-PSNH Projects			
EE-PSNH Projects	\$202,898	\$39,612	\$903,760
EE-PSNH Projects			
	<b>\$202,898</b>	<b>\$39,612</b>	<b>\$903,760</b>
EE-PSNH Projects	\$38,008	\$26,045	\$33,202
	<b>\$38,008</b>	<b>\$26,045</b>	<b>\$33,202</b>
EE-PSNH Projects			
EE-PSNH Projects			
EE-PSNH Projects	\$0	\$2,406	
EE-PSNH Projects		\$3,813	\$3,694
	<b>\$0</b>	<b>\$6,219</b>	<b>\$3,694</b>
EE-PSNH Projects	\$83		
EE-PSNH Projects			
EE-PSNH Projects			
EE-PSNH Projects			
EE-PSNH Projects	\$7,908	\$9,534	\$10,442
EE-PSNH Projects			
EE-PSNH Projects			
EE-PSNH Projects			
EE-PSNH Projects	\$1,030	\$1,242	\$1,361
EE-PSNH Projects	\$2,206	\$2,660	\$2,913
	<b>\$11,228</b>	<b>\$13,436</b>	<b>\$14,716</b>
EE-PSNH Projects	\$347,368	\$787,070	\$824,169
EE-PSNH Projects			
EE-PSNH Projects			
EE-PSNH Projects			
EE-PSNH Projects			
EE-PSNH Projects			
	<b>\$347,368</b>	<b>\$787,070</b>	<b>\$824,169</b>
EE-PSNH Projects			
EE-PSNH Projects	\$4,057	\$2,103	
	<b>\$4,057</b>	<b>\$2,103</b>	
EE-PSNH Projects	\$0		
EE-PSNH Projects	\$3,132	\$1,741	\$27,945
	<b>\$3,132</b>	<b>\$1,741</b>	<b>\$27,945</b>
EE-PSNH Projects			

EE-PSNH Projects			\$1,130
			<b>\$1,130</b>
EE-PSNH Projects	\$0		
	<b>\$0</b>		
EE-PSNH Projects			
EE-PSNH Projects	\$873	\$1,059	\$656
EE-PSNH Projects			
EE-PSNH Projects	\$573	\$706	\$386
EE-PSNH Projects	\$129	\$157	\$96
EE-PSNH Projects	\$42	\$47	\$47
EE-PSNH Projects	\$0	\$0	\$0
	<b>\$1,618</b>	<b>\$1,970</b>	<b>\$1,186</b>
EE-PSNH Projects	\$341,610	\$29,923	\$222,695
EE-PSNH Projects			
EE-PSNH Projects	\$14,163	\$10,948	\$15,066
	<b>\$355,773</b>	<b>\$40,870</b>	<b>\$237,761</b>
EE-PSNH Projects			
EE-PSNH Projects	\$2,396		
EE-PSNH Projects	\$0		
	<b>\$2,396</b>		
EE-PSNH Projects			
EE-PSNH Projects			
EE-PSNH Projects	\$900	\$75	
EE-PSNH Projects	\$105		
EE-PSNH Projects			
EE-PSNH Projects			\$11,397
EE-PSNH Projects			
EE-PSNH Projects	\$15,367	\$18,307	\$18,519
EE-PSNH Projects			
EE-PSNH Projects	\$6,736	\$5,849	\$822
EE-PSNH Projects	(\$16,129)	\$15,655	\$6,298
EE-PSNH Projects	\$4,801	\$4,768	\$4,538
EE-PSNH Projects	\$2,134	\$2,516	\$2,538
EE-PSNH Projects	\$2,600	\$3,432	\$3,572
EE-PSNH Projects	\$2	\$1	\$2
	<b>\$16,515</b>	<b>\$50,604</b>	<b>\$47,684</b>
EE-PSNH Projects			
EE-PSNH Projects	(\$74,841)	\$161,530	\$91,857

EE-PSNH Projects			
EE-PSNH Projects			\$4,753
EE-PSNH Projects			
EE-PSNH Projects			
EE-PSNH Projects			
	<b>(\$74,841)</b>	<b>\$161,530</b>	<b>\$96,610</b>
EE-PSNH Projects			
EE-PSNH Projects			\$1,031
EE-PSNH Projects	\$7,000	\$0	
EE-PSNH Projects	\$5,980	\$8,791	\$10,140
	<b>\$12,980</b>	<b>\$8,791</b>	<b>\$11,171</b>
EE-PSNH Projects			
EE-PSNH Projects			
EE-PSNH Projects			
EE-PSNH Projects			
EE-PSNH Projects			
EE-PSNH Projects			
EE-PSNH Projects			
EE-PSNH Projects			
EE-PSNH Projects			
EE-PSNH Projects			
EE-PSNH Projects			
EE-PSNH Projects	<b>(\$7,901)</b>	\$3,890	\$7,790
EE-PSNH Projects	\$9,274	\$0	
EE-PSNH Projects			
EE-PSNH Projects			
	<b>\$1,372</b>	<b>\$3,890</b>	<b>\$7,790</b>
EE-PSNH Projects	\$50		\$151
EE-PSNH Projects			\$1,120
EE-PSNH Projects	\$40		\$120
EE-PSNH Projects	\$8		\$23
	<b>\$98</b>		<b>\$1,415</b>
EE-PSNH Projects	\$1,880		\$7,343
EE-PSNH Projects	\$0	\$26,061	\$22,553
	<b>\$1,880</b>	<b>\$26,061</b>	<b>\$29,896</b>
EE-PSNH Projects			
EE-PSNH Projects			
EE-PSNH Projects			\$1,329
EE-PSNH Projects			
EE-PSNH Projects	\$9,653	\$12,349	\$12,438
EE-PSNH Projects			
EE-PSNH Projects	\$11,681	\$0	\$2,113
EE-PSNH Projects	\$918	\$1,283	\$1,484
EE-PSNH Projects	\$1,283	\$1,644	\$1,661



EE-PSNH Projects	(\$500,000)	\$475,754	\$0
	(\$500,000)	\$475,754	\$0
EE-PSNH Projects	\$11,616		
EE-PSNH Projects	\$0		
	\$11,616		
EE-PSNH Projects			
EE-PSNH Projects	\$0	\$0	\$1,030
	\$0	\$0	\$1,030
EE-PSNH Projects			
EE-PSNH Projects	\$900		
EE-PSNH Projects	\$150		
EE-PSNH Projects			
EE-PSNH Projects			
EE-PSNH Projects			\$42,267
EE-PSNH Projects	\$14,585	\$19,549	\$19,863
EE-PSNH Projects	\$4,410	\$4,655	\$3,858
EE-PSNH Projects		\$7,356	\$8,249
EE-PSNH Projects	\$2,581	\$8,030	\$7,170
EE-PSNH Projects	\$20	\$62,382	\$6,951
EE-PSNH Projects	\$970	\$1,276	\$1,348
EE-PSNH Projects	\$2,502	\$3,189	\$3,128
EE-PSNH Projects	\$4,958	\$6,304	\$6,144
EE-PSNH Projects	\$1	\$1	\$1
	\$31,077	\$112,742	\$98,979
EE-PSNH Projects	\$0	\$0	\$0
EE-PSNH Projects			
EE-PSNH Projects			
EE-PSNH Projects	(\$68,562)	\$481,397	\$527,701
EE-PSNH Projects			
EE-PSNH Projects	\$112,917	(\$11,407)	\$2,859
EE-PSNH Projects			
EE-PSNH Projects			
	\$44,356	\$469,990	\$530,561
EE-PSNH Projects			
EE-PSNH Projects			\$75,000
EE-PSNH Projects		\$207	
		\$207	\$75,000
EE-PSNH Projects	\$1,351	\$1,332	\$1,382
EE-PSNH Projects	\$1,073	\$1,058	\$1,097



EE-PSNH Projects	\$206	\$203	\$210
EE-PSNH Projects	\$3	\$2	\$1
	<b>\$2,633</b>	<b>\$2,595</b>	<b>\$2,691</b>
EE-PSNH Projects			
EE-PSNH Projects	\$2,003	\$10,144	\$15,226
EE-PSNH Projects	\$22	\$37	\$454
EE-PSNH Projects	<b>(\$1,458)</b>	\$8,535	\$6,450
EE-PSNH Projects			
EE-PSNH Projects			
	<b>\$568</b>	<b>\$18,716</b>	<b>\$22,129</b>
Miscellaneous Other			
EE-PSNH Projects			
EE-PSNH Projects			
	<b>\$820,621</b>	<b>\$3,235,129</b>	<b>\$3,822,578</b>
EE-PSNH Projects	\$26,798	\$24,324	\$80,774
	<b>\$26,798</b>	<b>\$24,324</b>	<b>\$80,774</b>
EE-PSNH Projects	\$25,427	\$23,079	\$76,641
	<b>\$25,427</b>	<b>\$23,079</b>	<b>\$76,641</b>
Miscellaneous Other			
	<b>\$52,225</b>	<b>\$47,403</b>	<b>\$157,415</b>
Miscellaneous Other	\$22,885	\$10,124	\$3,503
Miscellaneous Other	\$490	\$245	\$1,041
	<b>\$23,375</b>	<b>\$10,369</b>	<b>\$4,544</b>
Miscellaneous Other	\$1,555	\$141	
Miscellaneous Other	\$221	\$37	
	<b>\$1,776</b>	<b>\$178</b>	
	<b>\$25,151</b>	<b>\$10,547</b>	<b>\$4,544</b>
Capitalization	<b>(\$155)</b>	<b>(\$187)</b>	<b>(\$145)</b>
	<b>(\$155)</b>	<b>(\$187)</b>	<b>(\$145)</b>
	<b>(\$155)</b>	<b>(\$187)</b>	<b>(\$145)</b>
	<b>\$897,842</b>	<b>\$3,292,892</b>	<b>\$3,984,393</b>
Miscellaneous Other	<b>(\$3,621)</b>	<b>(\$3,337)</b>	<b>(\$3,466)</b>
Miscellaneous Other	<b>(\$52,225)</b>	<b>(\$47,403)</b>	<b>(\$157,415)</b>
	<b>(\$55,846)</b>	<b>(\$50,740)</b>	<b>(\$160,881)</b>
	<b>(\$55,846)</b>	<b>(\$50,740)</b>	<b>(\$160,881)</b>
	<b>(\$55,846)</b>	<b>(\$50,740)</b>	<b>(\$160,881)</b>
EE-PSNH Projects			<b>(\$462,239)</b>
			<b>(\$462,239)</b>
			<b>(\$462,239)</b>
			<b>(\$462,239)</b>

Miscellaneous Other

Accounting Adjustments and Reserves	(\$2,446,965)	(\$2,248,779)	(\$2,211,018)
	<b>(\$2,446,965)</b>	<b>(\$2,248,779)</b>	<b>(\$2,211,018)</b>
Accounting Adjustments and Reserves	\$708,097	\$650,737	\$639,823
	<b>\$708,097</b>	<b>\$650,737</b>	<b>\$639,823</b>
	<b>(\$1,738,868)</b>	<b>(\$1,598,041)</b>	<b>(\$1,571,195)</b>
Accounting Adjustments and Reserves	(\$997,932)	(\$959,944)	(\$987,526)
	<b>(\$997,932)</b>	<b>(\$959,944)</b>	<b>(\$987,526)</b>
Accounting Adjustments and Reserves	(\$399,367)	(\$319,419)	(\$339,232)
	<b>(\$399,367)</b>	<b>(\$319,419)</b>	<b>(\$339,232)</b>
	<b>(\$1,397,298)</b>	<b>(\$1,279,363)</b>	<b>(\$1,326,758)</b>
Accounting Adjustments and Reserves	(\$42,665)	(\$43,468)	(\$44,522)
	<b>(\$42,665)</b>	<b>(\$43,468)</b>	<b>(\$44,522)</b>
Accounting Adjustments and Reserves	(\$498,457)	(\$485,601)	(\$524,313)
	<b>(\$498,457)</b>	<b>(\$485,601)</b>	<b>(\$524,313)</b>
	<b>(\$541,122)</b>	<b>(\$529,070)</b>	<b>(\$568,835)</b>
Accounting Adjustments and Reserves	(\$555)	(\$462)	(\$436)
	<b>(\$555)</b>	<b>(\$462)</b>	<b>(\$436)</b>
Accounting Adjustments and Reserves	(\$5,848)	(\$4,895)	(\$3,123)
	<b>(\$5,848)</b>	<b>(\$4,895)</b>	<b>(\$3,123)</b>
	<b>(\$6,403)</b>	<b>(\$5,357)</b>	<b>(\$3,559)</b>
	<b>(\$3,683,692)</b>	<b>(\$3,411,831)</b>	<b>(\$3,470,347)</b>
EE-PSNH Projects			
EE-PSNH Projects	(\$424,656)	(\$423,088)	(\$426,174)
	<b>(\$424,656)</b>	<b>(\$423,088)</b>	<b>(\$426,174)</b>
Miscellaneous Other			
	<b>(\$424,656)</b>	<b>(\$423,088)</b>	<b>(\$426,174)</b>
	<b>(\$424,656)</b>	<b>(\$423,088)</b>	<b>(\$426,174)</b>
	<b>(\$3,266,353)</b>	<b>(\$592,767)</b>	<b>(\$535,248)</b>
Accounting Adjustments and Reserves	(\$214,076)	(\$196,735)	(\$193,435)
	<b>(\$214,076)</b>	<b>(\$196,735)</b>	<b>(\$193,435)</b>
	<b>(\$214,076)</b>	<b>(\$196,735)</b>	<b>(\$193,435)</b>
Accounting Adjustments and Reserves	(\$171,986)	(\$157,467)	(\$163,242)
	<b>(\$171,986)</b>	<b>(\$157,467)</b>	<b>(\$163,242)</b>
	<b>(\$171,986)</b>	<b>(\$157,467)</b>	<b>(\$163,242)</b>
Accounting Adjustments and Reserves	(\$66,585)	(\$65,111)	(\$69,898)
	<b>(\$66,585)</b>	<b>(\$65,111)</b>	<b>(\$69,898)</b>
	<b>(\$66,585)</b>	<b>(\$65,111)</b>	<b>(\$69,898)</b>
Accounting Adjustments and Reserves	(\$783)	(\$654)	(\$418)

	(\$783)	(\$654)	(\$418)
	(\$783)	(\$654)	(\$418)
	(\$453,430)	(\$419,967)	(\$426,992)
	(\$453,430)	(\$419,967)	(\$426,992)
Miscellaneous Other	\$128,129	\$53,039	\$76,024
	<b>\$128,129</b>	<b>\$53,039</b>	<b>\$76,024</b>
	<b>\$128,129</b>	<b>\$53,039</b>	<b>\$76,024</b>
Billing- PSNH			
Billing- PSNH			
Billing- PSNH			
Billing- PSNH			
	<b>\$128,129</b>	<b>\$53,039</b>	<b>\$76,024</b>
Billing- PSNH	\$3,030	\$3,956	\$4,069
Billing- PSNH			
Billing- PSNH	\$2,406	\$3,141	\$3,231
Billing- PSNH	\$461	\$602	\$619
	<b>\$5,897</b>	<b>\$7,698</b>	<b>\$7,919</b>
	<b>\$5,897</b>	<b>\$7,698</b>	<b>\$7,919</b>
	<b>\$5,897</b>	<b>\$7,698</b>	<b>\$7,919</b>
	<b>\$134,025</b>	<b>\$60,737</b>	<b>\$83,943</b>
	<b>(\$3,585,757)</b>	<b>(\$951,996)</b>	<b>(\$878,298)</b>

2021	202104	202105	202106	202107	202108
			\$0		
			<b>\$0</b>		
	\$884	\$1,502	\$1,137	\$881	\$690
	\$11,051		\$21,064	\$0	\$56,265
	\$3,678	\$949	\$1,186	\$712	\$2,779
	\$687	\$45,301	(\$21,624)	\$2,751	\$684
	\$702	\$1,192	\$903	\$700	\$548
	\$134	\$228	\$173	\$134	\$105
		\$0			
	<b>\$17,135</b>	<b>\$49,172</b>	<b>\$2,838</b>	<b>\$5,178</b>	<b>\$61,072</b>
	\$1,415	\$2,024	\$1,287	\$1,133	\$1,083
	\$195	\$201	(\$0)		\$302
	\$7,570	(\$445)	\$1,600	\$546	\$364
	\$1,123	\$1,607	\$1,022	\$900	\$860
	\$215	\$308	\$196	\$172	\$165
	\$1	\$4	\$2	\$2	
	<b>\$10,519</b>	<b>\$3,700</b>	<b>\$4,108</b>	<b>\$2,752</b>	<b>\$2,773</b>
				\$4,500	
				<b>\$4,500</b>	
	\$9,000	\$0			
	<b>\$9,000</b>	<b>\$0</b>			
	\$0	\$39		\$6,407	(\$3)
	<b>\$0</b>	<b>\$39</b>		<b>\$6,407</b>	<b>(\$3)</b>
	\$5,682	\$6,973	\$4,623	\$4,315	\$5,370
	\$4,512	\$5,536	\$3,670	\$3,426	\$4,264
	\$864	\$1,061	\$703	\$656	\$817
	\$5	\$13	\$8	\$6	
	<b>\$11,063</b>	<b>\$13,583</b>	<b>\$9,004</b>	<b>\$8,403</b>	<b>\$10,452</b>
	\$967				\$4,587

\$26,177	\$36,246	\$22,744	\$23,486	\$23,491
\$0				
\$2,542	\$746	\$0	\$147	\$0
\$20,785	\$28,781	\$18,059	\$18,649	\$18,653
\$3,981	\$5,513	\$3,459	\$3,572	\$3,573
\$23	\$68	\$37	\$32	
<b>\$54,475</b>	<b>\$71,354</b>	<b>\$44,300</b>	<b>\$45,886</b>	<b>\$50,305</b>
	\$1,298	<b>(\$1,298)</b>		\$2,059
\$75	\$75	\$75	\$75	\$0
<b>\$75</b>	<b>\$1,373</b>	<b>(\$1,223)</b>	<b>\$75</b>	<b>\$2,059</b>
\$75	\$150	\$75	\$150	\$150
\$8,535	\$12,525	\$7,148	\$7,881	\$8,299
\$1,418	\$1,629	\$800	\$1,096	\$854
\$1,151	\$1,677	\$953	\$1,057	\$1,105
\$1,883	\$2,922	\$1,713	\$1,814	\$2,015
	\$0			
<b>\$13,062</b>	<b>\$18,903</b>	<b>\$10,690</b>	<b>\$11,998</b>	<b>\$12,422</b>
		\$12,920		
<b>(\$1,404)</b>	\$0		\$1,298	\$0
\$7,133	\$10,728	\$6,410	\$5,886	\$6,605
\$159	\$248	\$174	\$194	\$174
\$2,700	\$6,055	\$32,380	\$116,223	\$34,265
\$350	\$0			
\$5,790	\$8,715	\$5,228	\$4,828	\$5,382
\$1,109	\$1,669	\$1,001	\$925	\$1,031
\$6	\$20	\$10	\$8	
<b>\$15,845</b>	<b>\$27,435</b>	<b>\$58,123</b>	<b>\$129,362</b>	<b>\$47,457</b>

			\$100	
			\$58	
			\$16	
			\$18	
			\$4	
			(\$0)	
\$14	\$14	\$0	\$45	\$0
		(\$0)		
		(\$0)		
<b>\$14</b>	<b>\$14</b>	<b>\$197</b>	<b>\$45</b>	<b>\$0</b>
\$369	\$489	\$323	\$268	\$231
\$293	\$389	\$257	\$213	\$183
\$56	\$74	\$49	\$41	\$35
\$0	\$1	\$1	\$0	
<b>\$719</b>	<b>\$953</b>	<b>\$630</b>	<b>\$522</b>	<b>\$449</b>
\$5,252	\$325	\$6,182	\$21,874	\$495
			\$6,182	\$2,473
\$12,142	\$6,087	\$962	\$9,250	\$499
<b>\$17,394</b>	<b>\$6,412</b>	<b>\$7,144</b>	<b>\$37,307</b>	<b>\$3,467</b>

		\$125		
\$591	\$985	\$632	\$637	\$580
\$314	\$557	\$354	\$358	\$344
\$86	\$144	\$92	\$93	\$85
\$55	\$79	\$52	\$52	\$41
\$0	\$0	\$0	\$0	
<b>\$1,045</b>	<b>\$1,764</b>	<b>\$1,255</b>	<b>\$1,139</b>	<b>\$1,050</b>
\$52,000	\$4,466	\$140,072	\$82,166	\$40,152
\$7,777	\$8,856	\$13,456	\$35,666	(\$5,095)
<b>\$59,777</b>	<b>\$13,322</b>	<b>\$153,528</b>	<b>\$117,832</b>	<b>\$35,057</b>
\$188,129	\$0	\$474,428	\$0	\$420,528
\$12,039	\$1,230	\$9,543	\$5,334	\$4,644
<b>\$200,168</b>	<b>\$1,230</b>	<b>\$483,970</b>	<b>\$5,334</b>	<b>\$425,172</b>
\$2,512	\$1,761	\$3,053		\$1,741
<b>\$2,512</b>	<b>\$1,761</b>	<b>\$3,053</b>		<b>\$1,741</b>
\$101				
\$7,683	\$9,857	\$7,432	\$6,688	\$6,284
		\$678	\$694	\$615
\$1,001	\$1,284	\$1,057	\$962	\$899
\$2,143	\$2,750	\$2,262	\$2,059	\$1,924
<b>\$10,929</b>	<b>\$13,891</b>	<b>\$11,429</b>	<b>\$10,404</b>	<b>\$9,722</b>
\$276,603	\$52,770	\$120,383	\$131,480	\$133,124
\$300		\$1,320	\$435	
<b>\$276,903</b>	<b>\$52,770</b>	<b>\$121,703</b>	<b>\$131,915</b>	<b>\$133,124</b>
		\$505		
				\$6,788
\$100	\$304	\$40	\$40	\$80
	\$1,045			
<b>\$100</b>	<b>\$1,349</b>	<b>\$545</b>	<b>\$40</b>	<b>\$6,868</b>

\$872	\$1,357	\$824	\$1,212	\$345
\$693	\$1,078	\$654	\$962	\$274
\$133	\$206	\$125	\$184	\$52
<b>\$1,698</b>	<b>\$2,641</b>	<b>\$1,604</b>	<b>\$2,358</b>	<b>\$672</b>

			\$151	
\$16,864	\$17,483	\$9,802	\$7,562	\$9,950
\$1,199	\$1,614	\$1,178	\$1,366	\$1,186
				\$26

\$1,424	\$1,458	\$933	\$250	\$1,030
\$14,343	\$15,163	\$8,719	\$7,090	\$8,863
\$2,747	\$2,905	\$1,670	\$1,358	\$1,698

\$12	\$18	\$6	\$5	
<b>\$36,590</b>	<b>\$38,641</b>	<b>\$22,309</b>	<b>\$17,783</b>	<b>\$22,752</b>

\$576	\$0
<b>\$576</b>	<b>\$0</b>

\$11,460	\$28,732	\$17,908	\$12,391	\$9,471
<b>\$11,460</b>	<b>\$28,732</b>	<b>\$17,908</b>	<b>\$12,391</b>	<b>\$9,471</b>

\$11,345	\$16,961	\$10,952	\$10,019	\$10,334
				\$142



\$1,478	\$2,210	\$1,427	\$1,305	\$1,365
\$3,165	\$4,731	\$3,055	\$2,795	\$2,922
<b>\$15,988</b>	<b>\$23,903</b>	<b>\$15,434</b>	<b>\$14,119</b>	<b>\$14,764</b>
			\$73	
\$467,874	\$341,734	\$381,801	\$808,940	\$870,747
			\$3,804	
<b>\$467,874</b>	<b>\$341,734</b>	<b>\$381,801</b>	<b>\$812,817</b>	<b>\$870,747</b>
\$36,780	\$54,187	\$23,258	\$0	\$98,000
<b>\$36,780</b>	<b>\$54,187</b>	<b>\$23,258</b>	<b>\$0</b>	<b>\$98,000</b>

\$11,460	\$28,732	\$17,908	\$12,391	\$9,471
<b>\$11,460</b>	<b>\$28,732</b>	<b>\$17,908</b>	<b>\$12,391</b>	<b>\$9,471</b>

\$77

\$11,590	\$15,170	\$8,972	\$10,493	\$10,421
		\$47	\$126	\$142

\$1,510	\$1,977	\$1,175	\$1,384	\$1,376
\$3,233	\$4,232	\$2,516	\$2,962	\$2,947
<b>\$16,334</b>	<b>\$21,378</b>	<b>\$12,711</b>	<b>\$15,043</b>	<b>\$14,887</b>
\$661,026	\$522,247	\$491,411	\$775,249	\$416,897

\$79

\$252

		\$10		\$33
		\$22		\$70
<b>\$661,026</b>	<b>\$522,247</b>	<b>\$491,522</b>	<b>\$775,249</b>	<b>\$417,253</b>
		\$2,300		\$900
		<b>\$2,300</b>		<b>\$900</b>
	\$3,282		\$5,830	\$2,306
	<b>\$3,282</b>		<b>\$5,830</b>	<b>\$2,306</b>

\$1,828  
**\$1,828**

\$2,826	\$3,479	\$1,000	\$555	\$0
<b>\$2,826</b>	<b>\$3,479</b>	<b>\$1,000</b>	<b>\$555</b>	<b>\$0</b>
		\$125		
\$591	\$985	\$632	\$637	\$408
\$314	\$557	\$354	\$358	\$208
\$86	\$144	\$92	\$93	\$59
\$55	\$79	\$52	\$52	\$41
\$0	\$0	\$0	\$0	
<b>\$1,045</b>	<b>\$1,764</b>	<b>\$1,255</b>	<b>\$1,139</b>	<b>\$715</b>
\$287,478	\$381,092	(\$34,352)	\$383,895	(\$65,234)
	\$1,570			
\$15,603	\$9,926	\$11,526	\$3,542	\$19,260
<b>\$303,081</b>	<b>\$392,588</b>	<b>(\$22,826)</b>	<b>\$387,438</b>	<b>(\$45,974)</b>
\$3,610	\$4,703	\$2,471	\$20,305	\$21,307
<b>\$3,610</b>	<b>\$4,703</b>	<b>\$2,471</b>	<b>\$20,305</b>	<b>\$21,307</b>
	\$225	\$225	\$75	\$75
	\$7,692	\$12,678		
\$439	\$0			
\$373	\$100			
\$25,964	\$42,174	\$24,408	\$20,804	\$21,224
\$0				
\$19,851	\$18,722	(\$434)	(\$4,750)	(\$4,975)
\$6,499	\$9,723	\$5,032	\$4,840	\$4,594
\$3,561	\$5,762	\$3,318	\$2,844	\$2,892
\$4,960	\$8,349	\$5,041	\$4,103	\$4,307
\$2	\$7	\$4	\$3	
<b>\$61,649</b>	<b>\$92,755</b>	<b>\$50,272</b>	<b>\$27,920</b>	<b>\$28,116</b>
\$112,429	\$111,732	\$489,750	\$175,731	\$466,796

\$0			\$47,982	
<b>\$112,429</b>	<b>\$111,732</b>	<b>\$489,750</b>	<b>\$223,713</b>	<b>\$466,796</b>
\$3,885			\$74	\$113
<b>\$3,885</b>			<b>\$74</b>	<b>\$113</b>
\$2,580	\$1,373	\$9,118	\$0	
\$4,296	\$0		\$8,598	\$12,737
<b>\$6,876</b>	<b>\$1,373</b>	<b>\$9,118</b>	<b>\$8,598</b>	<b>\$12,737</b>
	\$2,021	\$1,778		
	<b>\$2,021</b>	<b>\$1,778</b>		
\$12,143	\$1,040	\$66,925	\$118,528	\$218,266
				\$25,862
<b>\$12,143</b>	<b>\$1,040</b>	<b>\$66,925</b>	<b>\$118,528</b>	<b>\$244,128</b>
\$208	\$416	\$520	\$520	\$520
\$0				
\$165	\$330	\$413	\$413	\$413
\$32	\$63	\$79	\$79	\$79
<b>\$405</b>	<b>\$810</b>	<b>\$1,012</b>	<b>\$1,012</b>	<b>\$1,012</b>
<b>(\$4,620)</b>	<b>(\$1,373)</b>	\$6,466	<b>(\$1,879)</b>	\$0
\$7,174	\$0	\$14,282	\$18,169	\$19,541
<b>\$2,554</b>	<b>(\$1,373)</b>	<b>\$20,748</b>	<b>\$16,290</b>	<b>\$19,541</b>
\$603				
\$16,259	\$28,217	\$18,566	\$15,087	\$15,323
\$1,284	\$3,744	\$1,967	\$189	\$189
\$1,479	\$1,896	\$1,562	\$1,156	\$1,001
\$2,159	\$3,729	\$2,462	\$1,998	\$2,024

\$4,016	\$7,205	\$4,631	\$3,803	\$3,923
<b>\$25,800</b>	<b>\$44,791</b>	<b>\$29,187</b>	<b>\$22,233</b>	<b>\$22,461</b>
\$105,442	\$53,934	\$60,405	\$301,449	\$13,950
<b>\$105,442</b>	<b>\$53,934</b>	<b>\$60,405</b>	<b>\$301,449</b>	<b>\$13,950</b>
			\$594	
			<b>\$594</b>	
			\$74	\$113
				\$3,091
			<b>\$74</b>	<b>\$3,205</b>
\$738	\$312	\$16	\$156	\$6,899
<b>\$738</b>	<b>\$312</b>	<b>\$16</b>	<b>\$156</b>	<b>\$6,899</b>
	\$50	\$292	\$0	\$125
	<b>\$50</b>	<b>\$292</b>	<b>\$0</b>	<b>\$125</b>
\$92	\$1,334	\$1,184	\$856	\$72
\$73	\$1,059	\$940	\$680	\$1,085
\$14	\$203	\$180	\$130	\$861
\$0	\$1	\$0	\$0	\$165
<b>\$180</b>	<b>\$2,596</b>	<b>\$2,304</b>	<b>\$1,666</b>	<b>\$2,183</b>

\$0				
<b>\$0</b>				
\$2,039				
	\$2,500	\$4,960	\$1,923	\$2,500
<b>\$2,039</b>	<b>\$2,500</b>	<b>\$4,960</b>	<b>\$1,923</b>	<b>\$2,500</b>
\$0	\$1,030	\$0	\$1,030	\$0
<b>\$0</b>	<b>\$1,030</b>	<b>\$0</b>	<b>\$1,030</b>	<b>\$0</b>
			\$27,685	
			<b>\$27,685</b>	
\$1,125	\$75	\$225		\$300
\$296				
	\$33,458	\$48,061		
\$18,668	\$31,393	\$14,765	\$15,729	\$21,204
\$4,763	\$6,781	\$3,769	\$2,902	\$1,088
\$1,545	\$20,620			
\$4,302	\$0			
\$397	\$3,457	\$11,824	<b>(\$198,535)</b>	\$189
\$1,019	\$2,126	\$1,227	\$1,085	\$1,984
\$3,081	\$5,033	\$2,449	\$2,457	\$2,959
\$6,178	\$9,902	\$4,739	\$4,816	\$5,522
\$0	\$1	\$1	\$1	
<b>\$41,376</b>	<b>\$112,848</b>	<b>\$87,059</b>	<b>(\$171,545)</b>	<b>\$33,247</b>
\$0		\$0	\$0	\$0
\$250,361	\$460,113	\$644,191	\$1,341,812	\$1,181,698
			\$205,317	
<b>\$250,361</b>	<b>\$460,113</b>	<b>\$644,191</b>	<b>\$1,547,129</b>	<b>\$1,181,698</b>
\$1,904			\$1,200	
<b>(\$207)</b>				
<b>\$1,697</b>			<b>\$1,200</b>	
\$1,511	\$1,986	\$1,202	\$1,410	\$1,395
\$1,200	\$1,577	\$955	\$1,119	\$1,108

\$230	\$302	\$183	\$214	\$212
\$1	\$3	\$2	\$1	
<b>\$2,942</b>	<b>\$3,867</b>	<b>\$2,341</b>	<b>\$2,745</b>	<b>\$2,715</b>
\$9,426	\$83,065	<b>(\$225)</b>	\$10,352	\$4,136
\$0				
\$9,824	\$954	\$1,706	\$592	\$2,053
<b>\$19,250</b>	<b>\$84,019</b>	<b>\$1,481</b>	<b>\$10,943</b>	<b>\$6,189</b>
				\$7,106
				<b>\$7,106</b>
<b>\$2,922,100</b>	<b>\$2,721,453</b>	<b>\$3,351,786</b>	<b>\$4,740,509</b>	<b>\$4,295,175</b>
\$11,253	\$134,845	\$19,678	\$95,172	\$56,026
<b>\$11,253</b>	<b>\$134,845</b>	<b>\$19,678</b>	<b>\$95,172</b>	<b>\$56,026</b>
\$10,677	\$127,946	\$18,671	\$90,302	\$53,160
<b>\$10,677</b>	<b>\$127,946</b>	<b>\$18,671</b>	<b>\$90,302</b>	<b>\$53,160</b>
<b>\$21,930</b>	<b>\$262,791</b>	<b>\$38,349</b>	<b>\$185,474</b>	<b>\$109,186</b>
\$5,665	\$7,808	\$15,118	\$19,727	\$17,173
\$284	\$789	\$252	\$1,325	
<b>\$5,949</b>	<b>\$8,596</b>	<b>\$15,370</b>	<b>\$21,051</b>	<b>\$17,173</b>
<b>\$5,949</b>	<b>\$8,596</b>	<b>\$15,370</b>	<b>\$21,051</b>	<b>\$17,173</b>
<b>(\$203)</b>	<b>(\$176)</b>	<b>(\$194)</b>	<b>(\$169)</b>	<b>(\$185)</b>
<b>(\$203)</b>	<b>(\$176)</b>	<b>(\$194)</b>	<b>(\$169)</b>	<b>(\$185)</b>
<b>(\$203)</b>	<b>(\$176)</b>	<b>(\$194)</b>	<b>(\$169)</b>	<b>(\$185)</b>
<b>\$2,949,776</b>	<b>\$2,992,664</b>	<b>\$3,405,311</b>	<b>\$4,946,865</b>	<b>\$4,421,349</b>
<b>(\$3,328)</b>	<b>(\$3,024)</b>	<b>(\$2,796)</b>	<b>(\$3,199)</b>	<b>(\$12,413)</b>
<b>(\$21,930)</b>	<b>(\$262,791)</b>	<b>(\$38,349)</b>	<b>(\$185,474)</b>	<b>(\$109,186)</b>
<b>(\$25,258)</b>	<b>(\$265,815)</b>	<b>(\$41,145)</b>	<b>(\$188,673)</b>	<b>(\$121,599)</b>
<b>(\$25,258)</b>	<b>(\$265,815)</b>	<b>(\$41,145)</b>	<b>(\$188,673)</b>	<b>(\$121,599)</b>
<b>(\$25,258)</b>	<b>(\$265,815)</b>	<b>(\$41,145)</b>	<b>(\$188,673)</b>	<b>(\$121,599)</b>
<b>(\$115,000)</b>		<b>(\$591,224)</b>	<b>(\$476,224)</b>	
<b>(\$115,000)</b>		<b>(\$591,224)</b>	<b>(\$476,224)</b>	
<b>(\$115,000)</b>		<b>(\$591,224)</b>	<b>(\$476,224)</b>	
<b>(\$115,000)</b>		<b>(\$591,224)</b>	<b>(\$476,224)</b>	

(\$1,885,033)	(\$1,608,865)	(\$2,020,082)	(\$2,386,372)	(\$2,338,860)
<b>(\$1,885,033)</b>	<b>(\$1,608,865)</b>	<b>(\$2,020,082)</b>	<b>(\$2,386,372)</b>	<b>(\$2,338,860)</b>
\$545,447	\$465,503	\$584,548	\$690,545	\$676,804
<b>\$545,447</b>	<b>\$465,503</b>	<b>\$584,548</b>	<b>\$690,545</b>	<b>\$676,804</b>
<b>(\$1,339,585)</b>	<b>(\$1,143,362)</b>	<b>(\$1,435,534)</b>	<b>(\$1,695,828)</b>	<b>(\$1,662,056)</b>
(\$914,009)	(\$818,247)	(\$961,728)	(\$1,051,614)	(\$1,043,938)
<b>(\$914,009)</b>	<b>(\$818,247)</b>	<b>(\$961,728)</b>	<b>(\$1,051,614)</b>	<b>(\$1,043,938)</b>
(\$646,094)	(\$327,352)	(\$373,935)	(\$404,637)	(\$400,241)
<b>(\$646,094)</b>	<b>(\$327,352)</b>	<b>(\$373,935)</b>	<b>(\$404,637)</b>	<b>(\$400,241)</b>
<b>(\$1,560,104)</b>	<b>(\$1,145,599)</b>	<b>(\$1,335,663)</b>	<b>(\$1,456,251)</b>	<b>(\$1,444,179)</b>
(\$42,677)	(\$38,113)	(\$42,067)	(\$44,551)	(\$43,507)
<b>(\$42,677)</b>	<b>(\$38,113)</b>	<b>(\$42,067)</b>	<b>(\$44,551)</b>	<b>(\$43,507)</b>
(\$528,203)	(\$516,132)	(\$563,206)	(\$576,197)	(\$612,724)
<b>(\$528,203)</b>	<b>(\$516,132)</b>	<b>(\$563,206)</b>	<b>(\$576,197)</b>	<b>(\$612,724)</b>
<b>(\$570,880)</b>	<b>(\$554,245)</b>	<b>(\$605,273)</b>	<b>(\$620,748)</b>	<b>(\$656,231)</b>
(\$390)	(\$329)	(\$319)	(\$306)	(\$338)
<b>(\$390)</b>	<b>(\$329)</b>	<b>(\$319)</b>	<b>(\$306)</b>	<b>(\$338)</b>
(\$3,727)	(\$3,667)	(\$3,544)	(\$3,665)	(\$3,686)
<b>(\$3,727)</b>	<b>(\$3,667)</b>	<b>(\$3,544)</b>	<b>(\$3,665)</b>	<b>(\$3,686)</b>
<b>(\$4,117)</b>	<b>(\$3,996)</b>	<b>(\$3,863)</b>	<b>(\$3,971)</b>	<b>(\$4,024)</b>
<b>(\$3,474,685)</b>	<b>(\$2,847,202)</b>	<b>(\$3,380,333)</b>	<b>(\$3,776,797)</b>	<b>(\$3,766,490)</b>
	\$1,000			
	<b>\$1,000</b>			
(\$847,842)	(\$613,675)	(\$519,367)	(\$354,503)	(\$437,207)
<b>(\$847,842)</b>	<b>(\$613,675)</b>	<b>(\$519,367)</b>	<b>(\$354,503)</b>	<b>(\$437,207)</b>
<b>(\$847,842)</b>	<b>(\$612,675)</b>	<b>(\$519,367)</b>	<b>(\$354,503)</b>	<b>(\$437,207)</b>
<b>(\$847,842)</b>	<b>(\$612,675)</b>	<b>(\$519,367)</b>	<b>(\$354,503)</b>	<b>(\$437,207)</b>
<b>(\$1,513,009)</b>	<b>(\$733,029)</b>	<b>(\$1,126,757)</b>	<b>\$150,668</b>	<b>\$96,053</b>
(\$164,901)	(\$140,733)	(\$176,724)	(\$208,769)	(\$204,615)
<b>(\$164,901)</b>	<b>(\$140,733)</b>	<b>(\$176,724)</b>	<b>(\$208,769)</b>	<b>(\$204,615)</b>
<b>(\$164,901)</b>	<b>(\$140,733)</b>	<b>(\$176,724)</b>	<b>(\$208,769)</b>	<b>(\$204,615)</b>
(\$191,857)	(\$140,821)	(\$164,084)	(\$179,127)	(\$177,563)
<b>(\$191,857)</b>	<b>(\$140,821)</b>	<b>(\$164,084)</b>	<b>(\$179,127)</b>	<b>(\$177,563)</b>
<b>(\$191,857)</b>	<b>(\$140,821)</b>	<b>(\$164,084)</b>	<b>(\$179,127)</b>	<b>(\$177,563)</b>
(\$70,064)	(\$68,001)	(\$74,220)	(\$76,174)	(\$80,544)
<b>(\$70,064)</b>	<b>(\$68,001)</b>	<b>(\$74,220)</b>	<b>(\$76,174)</b>	<b>(\$80,544)</b>
<b>(\$70,064)</b>	<b>(\$68,001)</b>	<b>(\$74,220)</b>	<b>(\$76,174)</b>	<b>(\$80,544)</b>
(\$500)	(\$490)	(\$475)	(\$489)	(\$495)

	<b>(\$500)</b>	<b>(\$490)</b>	<b>(\$475)</b>	<b>(\$489)</b>	<b>(\$495)</b>
	<b>(\$500)</b>	<b>(\$490)</b>	<b>(\$475)</b>	<b>(\$489)</b>	<b>(\$495)</b>
	<b>(\$427,322)</b>	<b>(\$350,045)</b>	<b>(\$415,504)</b>	<b>(\$464,559)</b>	<b>(\$463,217)</b>
	<b>(\$427,322)</b>	<b>(\$350,045)</b>	<b>(\$415,504)</b>	<b>(\$464,559)</b>	<b>(\$463,217)</b>
	\$127,481	\$41,170	\$131,812	\$209,909	\$187,747
	<b>\$127,481</b>	<b>\$41,170</b>	<b>\$131,812</b>	<b>\$209,909</b>	<b>\$187,747</b>
	<b>\$127,481</b>	<b>\$41,170</b>	<b>\$131,812</b>	<b>\$209,909</b>	<b>\$187,747</b>
	<b>\$127,481</b>	<b>\$41,170</b>	<b>\$131,812</b>	<b>\$209,909</b>	<b>\$187,747</b>
	\$4,009	\$6,259	\$4,025	\$2,950	\$2,783
				\$0	
	\$3,183	\$4,970	\$3,196	\$2,343	\$2,210
	\$610	\$952	\$612	\$449	\$423
	<b>\$7,801</b>	<b>\$12,181</b>	<b>\$7,833</b>	<b>\$5,742</b>	<b>\$5,415</b>
	<b>\$7,801</b>	<b>\$12,181</b>	<b>\$7,833</b>	<b>\$5,742</b>	<b>\$5,415</b>
	<b>\$7,801</b>	<b>\$12,181</b>	<b>\$7,833</b>	<b>\$5,742</b>	<b>\$5,415</b>
	<b>\$135,282</b>	<b>\$53,351</b>	<b>\$139,645</b>	<b>\$215,650</b>	<b>\$193,163</b>
	<b>(\$1,805,049)</b>	<b>(\$1,029,723)</b>	<b>(\$1,402,616)</b>	<b>(\$98,240)</b>	<b>(\$174,002)</b>



2021	202109	202110	202111	202112	2021 Total
		\$21,970		(\$21,970)	\$0
		<b>\$21,970</b>		<b>(\$21,970)</b>	<b>\$0</b>
					\$0
					<b>\$0</b>
	\$690	\$1,028	\$752	(\$8,171)	\$5,143
	\$0	\$5,417	\$0	(\$80,780)	\$82,745
	\$4,474	\$3,390	\$3,390	(\$10,773)	\$24,018
	\$680	\$727	\$2,875	(\$10,124)	\$23,339
	\$638	\$951	\$696	(\$7,557)	\$698
	\$105	\$156	\$114	(\$1,243)	\$710
					\$928
					\$0
	<b>\$6,588</b>	<b>\$11,668</b>	<b>\$7,827</b>	<b>(\$118,648)</b>	<b>\$137,582</b>
	\$1,052	\$2,713	\$1,534	(\$5,570)	\$11,300
	\$201	\$101	\$604	\$1,007	\$3,294
	\$7,184	\$0	\$15,483	(\$911)	\$58,616
	\$973	\$2,509	\$1,418	(\$5,152)	\$8,937
	\$160	\$413	\$233	(\$847)	\$1,719
					\$18
	<b>\$9,572</b>	<b>\$5,735</b>	<b>\$19,273</b>	<b>(\$11,473)</b>	<b>\$83,883</b>
		\$52,500	\$0	(\$52,500)	\$4,500
		<b>\$52,500</b>	<b>\$0</b>	<b>(\$52,500)</b>	<b>\$4,500</b>
					\$9,000
					<b>\$9,000</b>
	\$452		\$159,047	(\$140,065)	\$207,884
	<b>\$452</b>		<b>\$159,047</b>	<b>(\$140,065)</b>	<b>\$207,884</b>
	\$4,771	\$8,132	\$4,534	(\$20,166)	\$38,511
	\$4,412	\$7,520	\$4,193	(\$18,649)	\$30,222
	\$726	\$1,237	\$690	(\$3,067)	\$5,858
					\$58
	<b>\$9,908</b>	<b>\$16,889</b>	<b>\$9,417</b>	<b>(\$41,883)</b>	<b>\$74,649</b>
	\$2,071	\$1,973	\$2,050	\$2,786	\$42,163

\$15,319	\$23,316	\$13,781	(\$88,848)	\$157,109
\$150	\$75	\$716	\$6,496	\$7,058
			\$83,752	\$146,146
\$14,167	\$21,562	\$12,744	(\$82,166)	\$119,985
\$2,330	\$3,546	\$2,096	(\$13,514)	\$23,896
				\$271
<b>\$34,038</b>	<b>\$50,473</b>	<b>\$31,387</b>	<b>(\$91,494)</b>	<b>\$496,627</b>
				\$2,059
				\$525
				<b>\$2,584</b>
\$150	\$75		\$150	\$1,050
	\$2			\$42
	\$30	\$15		\$45
\$26	\$15	\$294	\$0	\$390
\$8,225	\$11,843	\$6,975	(\$4,157)	\$100,688
\$1,928	\$2,352	\$1,440	(\$10,024)	\$13,825
\$1,117	\$1,599	\$943	(\$778)	\$13,516
\$1,713	\$2,594	\$1,511	\$1,864	\$23,017
				\$28
<b>\$13,160</b>	<b>\$18,510</b>	<b>\$11,177</b>	<b>(\$12,945)</b>	<b>\$152,600</b>
				\$12,920
\$8,996	(\$3,889)	(\$5,107)		\$122,154
\$6,584	\$9,278	\$5,808	(\$28,306)	\$52,366
\$133	\$205	\$113	(\$735)	\$1,241
\$32,922	\$202,110	(\$119,722)	(\$126,315)	\$191,319
				\$1,366
				\$0
\$6,211	\$8,770	\$5,476	(\$26,857)	\$41,660
\$1,022	\$1,442	\$901	(\$4,417)	\$8,154
				\$86
<b>\$55,868</b>	<b>\$217,916</b>	<b>(\$112,532)</b>	<b>(\$186,630)</b>	<b>\$431,266</b>

\$116				\$317
\$231				\$470
\$149				\$149
\$33				\$49
				\$189
\$4				\$25
			\$0	(\$0)
\$2			(\$1)	\$1
\$131	\$338	\$511	\$645	\$1,839
			(\$1)	(\$1)
\$0			(\$0)	\$0
\$1				\$1
			(\$0)	(\$0)
<b>\$666</b>	<b>\$338</b>	<b>\$511</b>	<b>\$643</b>	<b>\$3,039</b>
				\$3
				\$20
\$342	\$462	\$259	(\$1,347)	\$2,463
\$316	\$427	\$239	(\$1,245)	\$1,919
\$52	\$70	\$39	(\$205)	\$375
				\$4
<b>\$710</b>	<b>\$959</b>	<b>\$537</b>	<b>(\$2,797)</b>	<b>\$4,783</b>
\$144				\$144
\$926				\$37,013
				\$2,164
\$309				\$8,964
\$2,626	\$561	\$20,065	\$13,741	\$68,640
<b>\$4,006</b>	<b>\$561</b>	<b>\$20,065</b>	<b>\$13,741</b>	<b>\$116,926</b>
				\$36
	\$20	(\$1)		\$19
	<b>\$20</b>	<b>(\$1)</b>		<b>\$55</b>

				\$125
\$650	\$1,459	\$1,086	(\$1,545)	\$7,663
\$447	\$619	\$371	(\$1,959)	\$3,069
\$95	\$205	\$150	(\$248)	\$1,085
\$46	\$220	\$191	\$160	\$1,033
				\$1
<b>\$1,239</b>	<b>\$2,503</b>	<b>\$1,799</b>	<b>(\$3,592)</b>	<b>\$12,976</b>
\$37,306	\$87,507	\$17,381	\$67,068	\$645,185
\$36,063	(\$6,773)	\$28,297	\$17,054	\$199,948
<b>\$73,369</b>	<b>\$80,734</b>	<b>\$45,678</b>	<b>\$84,122</b>	<b>\$845,133</b>
\$225,257	\$339,180	\$200,416	\$222,295	\$2,521,238
\$289	\$13,330	\$579	\$14,875	\$75,389
<b>\$225,547</b>	<b>\$352,510</b>	<b>\$200,995</b>	<b>\$237,170</b>	<b>\$2,596,627</b>
				\$0
			\$134	\$18,797
				\$1,586
			<b>\$134</b>	<b>\$20,383</b>
			\$900	\$900
	\$21	\$38	\$48	\$108
	\$59			\$59
				\$626
\$5,623	\$7,385	\$4,018	\$4,988	\$79,572
				\$1,987
\$733	\$962	\$524	\$650	\$10,627
\$1,568	\$2,060	\$1,121	\$1,392	\$22,751
<b>\$7,924</b>	<b>\$10,487</b>	<b>\$5,700</b>	<b>\$7,978</b>	<b>\$116,630</b>
\$42,915	\$144,357	\$335,201	\$154,949	\$1,710,694
		\$104		\$104
\$1,528	\$6,341	\$3,672	\$4,835	\$21,977
		\$14		\$14
		\$29		\$29
<b>\$44,443</b>	<b>\$150,698</b>	<b>\$339,019</b>	<b>\$159,784</b>	<b>\$1,732,818</b>
				\$505
\$0				\$6,788
\$40		\$40	\$40	\$3,650
				\$1,045
<b>\$40</b>		<b>\$40</b>	<b>\$40</b>	<b>\$11,988</b>

( <b>\$48</b> )			<b>(\$2,838)</b>	\$4,257
( <b>\$45</b> )			<b>(\$2,625)</b>	\$3,003
( <b>\$7</b> )			<b>(\$432)</b>	\$648
( <b>\$101</b> )			<b>(\$5,894)</b>	<b>\$7,907</b>

			\$153	\$153
--	--	--	-------	-------

			<b>\$153</b>	<b>\$153</b>
--	--	--	--------------	--------------

				\$151
\$9,517	\$14,988	\$8,334	<b>(\$45,185)</b>	\$80,790
\$1,178	\$1,499	\$875	<b>(\$5,185)</b>	\$9,423
			<b>(\$10)</b>	\$15
	\$9,175	\$1		\$9,176
\$1,184	\$0			\$11,056
\$9,890	\$15,247	\$8,517	<b>(\$46,591)</b>	\$69,815
\$1,627	\$2,508	\$1,401	<b>(\$7,663)</b>	\$13,724

				\$79
<b>\$23,396</b>	<b>\$43,417</b>	<b>\$19,127</b>	<b>(\$104,634)</b>	<b>\$194,230</b>
	\$857			\$857
\$871	\$1,161	\$0		\$2,609
<b>\$871</b>	<b>\$2,019</b>	<b>\$0</b>		<b>\$3,466</b>

		\$2,406	\$0	\$4,812
\$6,959	\$3,654	\$2,406		\$100,487
<b>\$6,959</b>	<b>\$3,654</b>	<b>\$4,812</b>	<b>\$0</b>	<b>\$105,299</b>
	\$56			\$228
				\$56

\$10,354	\$16,528	\$10,174	\$10,296	\$134,364
				\$142

\$1,349	\$2,154	\$1,326	\$1,342	\$17,526
\$2,888	\$4,611	\$2,838	\$2,872	\$37,521
<b>\$14,592</b>	<b>\$23,348</b>	<b>\$14,338</b>	<b>\$14,510</b>	<b>\$189,837</b>
				\$73
\$888,368	\$437,914	\$868,565	\$1,674,026	\$7,886,239
	\$39,495	<b>(\$39,495)</b>		\$3,804
<b>\$888,368</b>	<b>\$477,409</b>	<b>\$829,070</b>	<b>\$1,674,026</b>	<b>\$7,890,117</b>
\$231,929	<b>(\$166,572)</b>	\$243,241		\$618,076
<b>\$231,929</b>	<b>(\$166,572)</b>	<b>\$243,241</b>		<b>\$618,076</b>
		\$2,406	\$0	\$4,812
\$6,959	\$3,654	\$2,406		\$100,487
<b>\$6,959</b>	<b>\$3,654</b>	<b>\$4,812</b>	<b>\$0</b>	<b>\$105,300</b>
				\$83
				\$77
\$9,415	\$16,553	\$8,145	\$10,684	\$129,330
				\$315
\$1,227	\$2,157	\$1,061	\$1,392	\$16,893
\$2,626	\$4,618	\$2,272	\$2,981	\$36,166
<b>\$13,269</b>	<b>\$23,327</b>	<b>\$11,479</b>	<b>\$15,057</b>	<b>\$182,864</b>
\$422,614	\$147,659	\$676,124	\$421,608	\$6,493,442
	\$139		\$139	\$278
				\$331
	\$18		\$18	\$79
	\$39		\$39	\$170
<b>\$422,614</b>	<b>\$147,855</b>	<b>\$676,124</b>	<b>\$421,804</b>	<b>\$6,494,300</b>
			\$1,400	\$4,600
			<b>\$1,400</b>	<b>\$4,600</b>
\$1,834	\$0		\$425	\$19,838
<b>\$1,834</b>	<b>\$0</b>		<b>\$425</b>	<b>\$19,838</b>
				\$0
				\$34,646
				<b>\$34,646</b>

			(\$1,235)	\$7,755
			(\$1,235)	\$7,755
				\$0
				\$0
				\$125
\$415	\$726	\$605	(\$1,749)	\$5,837
\$230	\$326	\$183	(\$1,762)	\$2,431
\$59	\$102	\$83	(\$269)	\$831
\$46	\$104	\$114	\$44	\$723
				\$1
\$750	\$1,258	\$984	(\$3,737)	\$9,949
\$237,112	\$48,430	\$109,730	(\$52,551)	\$1,889,827
				\$1,570
	\$26,386	\$2,875	\$42,949	\$172,245
\$237,112	\$74,815	\$112,606	(\$9,602)	\$2,063,642
		\$35,564	\$26,136	\$64,096
\$24,382	\$5,000	\$13,351	\$8,860	\$103,987
\$24,382	\$5,000	\$48,915	\$34,995	\$168,084
	\$4,656		\$88,999	\$93,655
	\$4,656		\$88,999	\$93,655
\$225	\$1,200	\$300	\$225	\$3,525
				\$105
\$24	\$287	\$62	\$12	\$385
	\$2,250			\$2,250
	\$4,167	\$2,948	\$9,836	\$48,718
				\$439
				\$473
\$25,857	\$33,090	\$20,121	(\$13,307)	\$252,528
			\$4,259	\$17,665
\$40	\$22,657	\$26,226	\$3,440	\$86,602
\$6,450	\$9,552	\$6,383	(\$26,380)	\$40,799
\$3,521	\$4,537	\$2,772	(\$2,356)	\$34,040
\$5,267	\$6,350	\$3,688	\$4,245	\$55,913
				\$21
\$41,386	\$84,089	\$62,500	(\$20,025)	\$543,464
	\$43	\$36	\$89	\$167
\$130,127	\$297,559	\$779,153	\$2,188,741	\$4,930,564

			\$607	\$607
\$6,727	\$0			\$59,462
			\$433	\$433
			\$89	\$89
			\$39	\$39
<b>\$136,854</b>	<b>\$297,601</b>	<b>\$779,189</b>	<b>\$2,189,998</b>	<b>\$4,991,362</b>
\$29	\$248	(\$8)	\$1,016	\$5,356
<b>\$29</b>	<b>\$248</b>	<b>(\$8)</b>	<b>\$1,016</b>	<b>\$5,356</b>
		\$1,539	\$4,366	\$20,007
				\$7,000
\$7,327	\$2,000	\$9,100	\$13,190	\$82,158
<b>\$7,327</b>	<b>\$2,000</b>	<b>\$10,639</b>	<b>\$17,556</b>	<b>\$109,165</b>
		\$108	(\$43)	\$65
	\$740		(\$3,799)	\$740
		\$100	(\$40)	\$60
		\$16	(\$7)	\$10
	<b>\$740</b>	<b>\$225</b>	<b>(\$3,889)</b>	<b>\$875</b>
	\$14		\$75	\$89
\$51,704	\$187,790	\$311,113	\$173,112	\$1,144,401
	\$52		\$447	\$499
				\$35,135
	\$48		\$414	\$462
	\$8		\$68	\$76
<b>\$51,704</b>	<b>\$187,912</b>	<b>\$311,113</b>	<b>\$174,116</b>	<b>\$1,180,662</b>
\$208			(\$1,038)	\$1,556
				\$1,120
\$192			(\$959)	\$1,127
\$32			(\$158)	\$237
<b>\$432</b>			<b>(\$2,155)</b>	<b>\$4,040</b>
		\$27,394	\$18,977	\$54,189
\$7,850	\$2,075	\$0	\$10,983	\$128,687
<b>\$7,850</b>	<b>\$2,075</b>	<b>\$27,394</b>	<b>\$29,960</b>	<b>\$182,876</b>
	\$7			\$7
\$16	\$329	\$57	\$201	\$603
				\$1,932
			\$3,968	\$3,968
\$19,372	\$25,400	\$14,246	\$8,888	\$195,799
		\$26	(\$0)	\$26
\$189	\$189		(\$2,941)	\$18,606
\$1,204	\$1,534	\$1,065	(\$6,043)	\$8,540
\$2,553	\$3,346	\$1,881	\$1,016	\$25,756



\$5,041	\$6,623	\$3,653	\$4,302	\$51,508
<b>\$28,374</b>	<b>\$37,427</b>	<b>\$20,928</b>	<b>\$9,391</b>	<b>\$306,745</b>
\$55			\$102	\$157
\$598,771	\$110,923	\$3,300	\$1,355,316	\$2,738,088
\$286			\$260	\$546
\$264			\$240	\$505
\$44			\$40	\$83
<b>\$599,420</b>	<b>\$110,923</b>	<b>\$3,300</b>	<b>\$1,355,958</b>	<b>\$2,739,379</b>
\$57,453	\$1,280	\$230,231	\$58,534	\$348,092
<b>\$57,453</b>	<b>\$1,280</b>	<b>\$230,231</b>	<b>\$58,534</b>	<b>\$348,092</b>
\$29	\$1,963	(\$8)	\$1,155	\$3,326
				\$3,091
<b>\$29</b>	<b>\$1,963</b>	<b>(\$8)</b>	<b>\$1,155</b>	<b>\$6,417</b>
\$174	\$0	\$69,710	(\$32,748)	\$45,245
<b>\$174</b>	<b>\$0</b>	<b>\$69,710</b>	<b>(\$32,748)</b>	<b>\$45,245</b>
\$250	\$0	\$28,485	\$13,245	\$43,788
<b>\$250</b>	<b>\$0</b>	<b>\$28,485</b>	<b>\$13,245</b>	<b>\$43,788</b>
	\$2,567	\$13	(\$3,472)	\$2,580
	<b>\$2,567</b>	<b>\$13</b>	<b>(\$3,472)</b>	<b>\$2,580</b>
				\$72
\$1,045	\$1,788	\$1,068	(\$2,789)	\$5,665
\$967	\$1,654	\$988	(\$2,579)	\$4,643
\$159	\$272	\$163	(\$424)	\$862
				\$1
<b>\$2,171</b>	<b>\$3,714</b>	<b>\$2,219</b>	<b>(\$5,792)</b>	<b>\$11,242</b>
	\$19,125	(\$14,125)	\$2,625	\$7,625
		\$5,000		\$5,000

	\$19,125	(\$9,125)	\$2,625	\$12,625
				(\$24,246)
				(\$24,246)
				\$13,655
\$6,201	\$0		\$7,500	\$25,584
<b>\$6,201</b>	<b>\$0</b>		<b>\$7,500</b>	<b>\$39,239</b>
		\$515	\$0	\$515
\$1,030	\$0	\$515	\$0	\$4,635
<b>\$1,030</b>	<b>\$0</b>	<b>\$1,030</b>	<b>\$0</b>	<b>\$5,150</b>
		\$2,681		\$30,366
		<b>\$2,681</b>		<b>\$30,366</b>
\$188	\$75	\$75		\$2,963
				\$150
\$25				\$25
\$106				\$106
\$124				\$124
	\$2,250			\$2,546
	\$43,705	\$30,189	\$21,838	\$219,517
\$21,693	\$24,400	\$15,160	\$5,376	\$222,386
				\$32,226
		\$620	\$1,147	\$39,538
	\$334	\$364	\$8,430	\$31,211
\$189	\$6,437	\$8,309	\$13,342	(\$85,037)
\$1,869	\$3,136	\$2,728	(\$7,062)	\$11,706
\$2,871	\$3,253	\$2,040	\$534	\$33,495
\$5,488	\$5,861	\$3,406	\$3,630	\$66,947
				\$6
<b>\$32,553</b>	<b>\$89,451</b>	<b>\$62,891</b>	<b>\$47,235</b>	<b>\$577,910</b>
\$0	\$0	\$0	\$0	\$0
		\$13	\$134	\$148
\$663,227	\$1,006,320	\$901,881	\$1,946,851	\$9,336,991
			\$1,009	\$1,009
\$21,082	\$8,587			\$339,356
			\$548	\$548
			\$144	\$144
			\$116	\$116
<b>\$684,309</b>	<b>\$1,014,907</b>	<b>\$901,895</b>	<b>\$1,948,803</b>	<b>\$9,678,313</b>
\$3,092				\$3,092
\$352	\$474		\$246	\$79,175
				\$0
<b>\$3,443</b>	<b>\$474</b>		<b>\$246</b>	<b>\$82,267</b>
\$1,461	\$1,087	\$822	(\$5,562)	\$9,377
\$1,351	\$1,005	\$760	(\$5,144)	\$7,159

\$222	\$165	\$125	(\$846)	\$1,426
				\$13
<b>\$3,034</b>	<b>\$2,258</b>	<b>\$1,707</b>	<b>(\$11,552)</b>	<b>\$17,976</b>
\$6,980	\$88,156	\$61,527	(\$278,112)	\$12,678
				\$513
\$626	\$669	\$648	(\$22,382)	\$8,215
\$70,350	(\$70,350)			\$0
<b>\$77,957</b>	<b>\$18,475</b>	<b>\$62,174</b>	<b>(\$300,494)</b>	<b>\$21,406</b>
				\$0
(\$7,106)				\$0
(\$7,106)				\$0
<b>\$4,095,332</b>	<b>\$3,515,541</b>	<b>\$5,274,629</b>	<b>\$7,423,094</b>	<b>\$46,217,947</b>
\$88,823	\$125,616	\$124,859	\$430,340	\$1,218,508
<b>\$88,823</b>	<b>\$125,616</b>	<b>\$124,859</b>	<b>\$430,340</b>	<b>\$1,218,508</b>
\$84,278	\$119,189	\$118,471	\$408,322	\$1,156,163
<b>\$84,278</b>	<b>\$119,189</b>	<b>\$118,471</b>	<b>\$408,322</b>	<b>\$1,156,163</b>
<b>\$173,101</b>	<b>\$244,805</b>	<b>\$243,330</b>	<b>\$838,662</b>	<b>\$2,374,671</b>
\$16,215	\$25,949	\$18,049	\$7,794	\$170,008
				\$4,426
<b>\$16,215</b>	<b>\$25,949</b>	<b>\$18,049</b>	<b>\$7,794</b>	<b>\$174,434</b>
				\$1,696
				\$258
				<b>\$1,954</b>
<b>\$16,215</b>	<b>\$25,949</b>	<b>\$18,049</b>	<b>\$7,794</b>	<b>\$176,388</b>
(\$197)	(\$172)	(\$178)	(\$346)	(\$2,306)
(\$197)	(\$172)	(\$178)	(\$346)	(\$2,306)
(\$197)	(\$172)	(\$178)	(\$346)	(\$2,306)
<b>\$4,284,451</b>	<b>\$3,786,123</b>	<b>\$5,535,830</b>	<b>\$8,269,204</b>	<b>\$48,766,700</b>
(\$3,259)	(\$3,254)	(\$3,200)	(\$3,343)	(\$48,239)
(\$173,101)	(\$244,805)	(\$243,330)	(\$838,662)	(\$2,374,671)
<b>(\$176,360)</b>	<b>(\$248,059)</b>	<b>(\$246,530)</b>	<b>(\$842,005)</b>	<b>(\$2,422,910)</b>
<b>(\$176,360)</b>	<b>(\$248,059)</b>	<b>(\$246,530)</b>	<b>(\$842,005)</b>	<b>(\$2,422,910)</b>
<b>(\$176,360)</b>	<b>(\$248,059)</b>	<b>(\$246,530)</b>	<b>(\$842,005)</b>	<b>(\$2,422,910)</b>
(\$345,000)	(\$476,224)		(\$476,224)	(\$2,942,135)
<b>(\$345,000)</b>	<b>(\$476,224)</b>		<b>(\$476,224)</b>	<b>(\$2,942,135)</b>
<b>(\$345,000)</b>	<b>(\$476,224)</b>		<b>(\$476,224)</b>	<b>(\$2,942,135)</b>
<b>(\$345,000)</b>	<b>(\$476,224)</b>		<b>(\$476,224)</b>	<b>(\$2,942,135)</b>

(\$2,408,665)	(\$1,695,757)	(\$1,745,667)	(\$2,213,962)	(\$25,210,024)
<b>(\$2,408,665)</b>	<b>(\$1,695,757)</b>	<b>(\$1,745,667)</b>	<b>(\$2,213,962)</b>	<b>(\$25,210,024)</b>
\$571,058	\$490,703	\$505,181	\$640,720	\$7,169,167
<b>\$571,058</b>	<b>\$490,703</b>	<b>\$505,181</b>	<b>\$640,720</b>	<b>\$7,169,167</b>
<b>(\$1,837,607)</b>	<b>(\$1,205,054)</b>	<b>(\$1,240,486)</b>	<b>(\$1,573,242)</b>	<b>(\$18,040,858)</b>
(\$1,074,204)	(\$868,710)	(\$835,808)	(\$952,172)	(\$11,465,830)
<b>(\$1,074,204)</b>	<b>(\$868,710)</b>	<b>(\$835,808)</b>	<b>(\$952,172)</b>	<b>(\$11,465,830)</b>
\$6,023	(\$377,448)	(\$428,578)	(\$387,289)	(\$4,397,569)
<b>\$6,023</b>	<b>(\$377,448)</b>	<b>(\$428,578)</b>	<b>(\$387,289)</b>	<b>(\$4,397,569)</b>
<b>(\$1,068,181)</b>	<b>(\$1,246,157)</b>	<b>(\$1,264,386)</b>	<b>(\$1,339,461)</b>	<b>(\$15,863,400)</b>
(\$45,341)	(\$37,586)	(\$36,949)	(\$41,720)	(\$503,167)
<b>(\$45,341)</b>	<b>(\$37,586)</b>	<b>(\$36,949)</b>	<b>(\$41,720)</b>	<b>(\$503,167)</b>
(\$623,945)	(\$553,749)	(\$541,208)	(\$522,030)	(\$6,545,764)
<b>(\$623,945)</b>	<b>(\$553,749)</b>	<b>(\$541,208)</b>	<b>(\$522,030)</b>	<b>(\$6,545,764)</b>
<b>(\$669,286)</b>	<b>(\$591,335)</b>	<b>(\$578,157)</b>	<b>(\$563,750)</b>	<b>(\$7,048,931)</b>
(\$371)	(\$437)	(\$475)	(\$509)	(\$4,927)
<b>(\$371)</b>	<b>(\$437)</b>	<b>(\$475)</b>	<b>(\$509)</b>	<b>(\$4,927)</b>
(\$4,114)	(\$4,575)	(\$5,100)	(\$4,397)	(\$50,339)
<b>(\$4,114)</b>	<b>(\$4,575)</b>	<b>(\$5,100)</b>	<b>(\$4,397)</b>	<b>(\$50,339)</b>
<b>(\$4,485)</b>	<b>(\$5,012)</b>	<b>(\$5,576)</b>	<b>(\$4,906)</b>	<b>(\$55,267)</b>
<b>(\$3,579,558)</b>	<b>(\$3,047,558)</b>	<b>(\$3,088,603)</b>	<b>(\$3,481,359)</b>	<b>(\$41,008,456)</b>
				\$1,000
				<b>\$1,000</b>
(\$438,741)	(\$437,373)	(\$438,949)	(\$7,191)	(\$5,368,766)
<b>(\$438,741)</b>	<b>(\$437,373)</b>	<b>(\$438,949)</b>	<b>(\$7,191)</b>	<b>(\$5,368,766)</b>
<b>(\$438,741)</b>	<b>(\$437,373)</b>	<b>(\$438,949)</b>	<b>(\$7,191)</b>	<b>(\$5,367,766)</b>
<b>(\$438,741)</b>	<b>(\$437,373)</b>	<b>(\$438,949)</b>	<b>(\$7,191)</b>	<b>(\$5,367,766)</b>
<b>(\$255,208)</b>	<b>(\$423,091)</b>	<b>\$1,761,749</b>	<b>\$3,462,425</b>	<b>(\$2,974,567)</b>
(\$172,646)	(\$148,352)	(\$152,729)	(\$193,706)	(\$2,167,420)
<b>(\$172,646)</b>	<b>(\$148,352)</b>	<b>(\$152,729)</b>	<b>(\$193,706)</b>	<b>(\$2,167,420)</b>
<b>(\$172,646)</b>	<b>(\$148,352)</b>	<b>(\$152,729)</b>	<b>(\$193,706)</b>	<b>(\$2,167,420)</b>
(\$184,867)	(\$153,247)	(\$155,525)	(\$164,743)	(\$2,004,530)
<b>(\$184,867)</b>	<b>(\$153,247)</b>	<b>(\$155,525)</b>	<b>(\$164,743)</b>	<b>(\$2,004,530)</b>
<b>(\$184,867)</b>	<b>(\$153,247)</b>	<b>(\$155,525)</b>	<b>(\$164,743)</b>	<b>(\$2,004,530)</b>
(\$82,180)	(\$72,638)	(\$71,035)	(\$69,323)	(\$865,772)
<b>(\$82,180)</b>	<b>(\$72,638)</b>	<b>(\$71,035)</b>	<b>(\$69,323)</b>	<b>(\$865,772)</b>
<b>(\$82,180)</b>	<b>(\$72,638)</b>	<b>(\$71,035)</b>	<b>(\$69,323)</b>	<b>(\$865,772)</b>
(\$552)	(\$617)	(\$686)	(\$600)	(\$6,759)

	<b>(\$552)</b>	<b>(\$617)</b>	<b>(\$686)</b>	<b>(\$600)</b>	<b>(\$6,759)</b>
	<b>(\$552)</b>	<b>(\$617)</b>	<b>(\$686)</b>	<b>(\$600)</b>	<b>(\$6,759)</b>
	<b>(\$440,245)</b>	<b>(\$374,855)</b>	<b>(\$379,975)</b>	<b>(\$428,372)</b>	<b>(\$5,044,481)</b>
	<b>(\$440,245)</b>	<b>(\$374,855)</b>	<b>(\$379,975)</b>	<b>(\$428,372)</b>	<b>(\$5,044,481)</b>
	\$85,778	\$83,969	\$74,867	\$97,262	\$1,297,186
	<b>\$85,778</b>	<b>\$83,969</b>	<b>\$74,867</b>	<b>\$97,262</b>	<b>\$1,297,186</b>
	<b>\$85,778</b>	<b>\$83,969</b>	<b>\$74,867</b>	<b>\$97,262</b>	<b>\$1,297,186</b>
	<b>\$85,778</b>	<b>\$83,969</b>	<b>\$74,867</b>	<b>\$97,262</b>	<b>\$1,297,186</b>
	\$3,322	\$5,991	\$3,078	\$3,049	\$46,521
					\$0
	\$3,072	\$5,541	\$2,847	\$2,820	\$38,958
	\$505	\$911	\$468	\$464	\$7,076
	<b>\$6,899</b>	<b>\$12,443</b>	<b>\$6,393</b>	<b>\$6,332</b>	<b>\$92,555</b>
	<b>\$6,899</b>	<b>\$12,443</b>	<b>\$6,393</b>	<b>\$6,332</b>	<b>\$92,555</b>
	<b>\$6,899</b>	<b>\$12,443</b>	<b>\$6,393</b>	<b>\$6,332</b>	<b>\$92,555</b>
	<b>\$92,677</b>	<b>\$96,413</b>	<b>\$81,260</b>	<b>\$103,594</b>	<b>\$1,389,740</b>
	<b>(\$602,776)</b>	<b>(\$701,533)</b>	<b>\$1,463,034</b>	<b>\$3,137,647</b>	<b>(\$6,629,308)</b>

2022						
202201	202202	202203	202204	202205	202206	202207
		\$9,091	\$7,273	\$14,546	\$14,546	\$14,546
		<b>\$9,091</b>	<b>\$7,273</b>	<b>\$14,546</b>	<b>\$14,546</b>	<b>\$14,546</b>
\$644	\$542	\$90	\$442	\$209		
\$5,417		\$5,417	(\$10,833)		(\$10,833)	\$5,417
\$289	\$866	\$340	\$14,850	\$289	(\$14,164)	\$217
\$4,809	(\$158)	\$1,050		\$1,809	\$275	
\$427	\$369	\$61	\$300	\$142		
\$111	\$94	\$15	\$76	\$36		
<b>\$11,697</b>	<b>\$1,712</b>	<b>\$6,972</b>	<b>\$4,835</b>	<b>\$2,485</b>	<b>(\$24,722)</b>	<b>\$5,633</b>
\$1,708	\$2,097	\$2,053	\$2,994	\$2,098	\$1,973	\$1,749
\$201	\$302	\$1,007	\$1,007	\$823	\$208	\$208
\$4,221	(\$2,160)	\$12,655	\$4,436	\$10,170	(\$613)	
\$1,134	\$1,426	\$1,397	\$2,036	\$1,427	\$1,342	\$1,189
\$295	\$362	\$355	\$517	\$363	\$341	\$302
<b>\$7,559</b>	<b>\$2,028</b>	<b>\$17,467</b>	<b>\$10,990</b>	<b>\$14,881</b>	<b>\$3,251</b>	<b>\$3,449</b>
\$293,363	(\$3,891)	\$0	\$0			
<b>\$293,363</b>	<b>(\$3,891)</b>	<b>\$0</b>	<b>\$0</b>			
			\$37	(\$1)		
			<b>\$37</b>	<b>(\$1)</b>		
		\$452	\$142		\$24	\$123
		<b>\$452</b>	<b>\$142</b>		<b>\$24</b>	<b>\$123</b>
\$3,934	\$5,712	\$5,025	\$7,411	\$5,602	\$4,383	\$4,026
\$2,611	\$3,885	\$3,418	\$5,040	\$3,810	\$2,981	\$2,738
\$680	\$987	\$868	\$1,281	\$968	\$757	\$696
<b>\$7,224</b>	<b>\$10,585</b>	<b>\$9,311</b>	<b>\$13,732</b>	<b>\$10,380</b>	<b>\$8,121</b>	<b>\$7,460</b>
			\$2	\$8		
			\$20			
	\$2,832	\$6,692	\$2,716	\$2,536	\$0	

			\$70	\$78		
\$14,634	\$16,712	\$13,298	\$26,888	\$18,179	\$15,410	\$14,782
\$876	\$958	\$1,149	\$994	\$756	\$249	\$699
\$0	\$1,379			\$830	\$305	\$9,713
\$9,712	\$11,366	\$9,044	\$18,287	\$12,315	\$10,315	\$9,917
\$2,529	\$2,888	\$2,298	\$4,646	\$3,140	\$2,657	\$2,550
				\$2	\$8	\$6
<b>\$27,750</b>	<b>\$36,135</b>	<b>\$32,481</b>	<b>\$53,622</b>	<b>\$37,843</b>	<b>\$28,944</b>	<b>\$37,669</b>
			\$130	<b>(\$130)</b>		
\$14	\$0					\$58
<b>\$14</b>	<b>\$0</b>		<b>\$130</b>	<b>(\$130)</b>		<b>\$58</b>
\$75	\$75	\$75	\$75	\$75	\$75	\$35
\$3						
\$32	\$15	\$16	\$30	\$80	\$16	
\$176	\$0	\$0	\$0	\$0	\$0	\$0
\$7,859	\$8,652	\$9,035	\$13,144	\$9,156	\$5,009	\$1,116
\$1,141	\$1,217	\$1,877	\$2,042	\$1,373	\$852	\$759
\$1,220	\$1,341	\$1,420	\$2,043	\$1,422	\$781	\$193
\$163	\$219	\$200	\$323	\$227	\$120	
<b>\$10,669</b>	<b>\$11,518</b>	<b>\$12,623</b>	<b>\$17,657</b>	<b>\$12,333</b>	<b>\$6,853</b>	<b>\$2,103</b>
			\$13,704			
	\$16,431	\$885	<b>(\$17,316)</b>			\$9,072
\$5,485	\$6,795	\$6,366	\$10,247	\$7,138	\$6,617	\$5,921
\$143	\$164					
\$4,207	\$286	\$10,495	\$44,553	\$9,427	\$9,748	\$134
\$80	\$330	\$397	\$346	\$434	\$755	\$464
\$3,736	\$4,733	\$4,330	\$6,969	\$4,855	\$4,500	\$4,027
\$973	\$1,203	\$1,100	\$1,771	\$1,233	\$1,143	\$1,023
<b>\$14,623</b>	<b>\$29,942</b>	<b>\$23,573</b>	<b>\$60,274</b>	<b>\$23,086</b>	<b>\$22,763</b>	<b>\$20,641</b>

		\$9				
		\$71			\$96	
		\$106			\$356	
					\$23	
		\$12			\$108	
		\$16			\$35	
		\$33			\$43	
\$511	\$538	\$645	\$538	\$511	\$645	\$511
					\$19	
<b>\$511</b>	<b>\$538</b>	<b>\$891</b>	<b>\$538</b>	<b>\$511</b>	<b>\$1,326</b>	<b>\$511</b>
			\$7,500	(\$7,500)		
			\$7,500	\$7,500		
			<b>\$7,500</b>	<b>\$0</b>		
\$476	\$646	\$614	\$832	\$647	(\$1,461)	\$185
\$316	\$440	\$418	\$566	\$440	(\$994)	\$126
\$82	\$112	\$106	\$144	\$112	(\$253)	\$32
<b>\$873</b>	<b>\$1,198</b>	<b>\$1,138</b>	<b>\$1,542</b>	<b>\$1,198</b>	<b>(\$2,708)</b>	<b>\$344</b>
	\$1,050	\$759	(\$25)			
		\$13	(\$0)			
(\$0)						\$11,153
(\$0)	<b>\$1,050</b>	<b>\$772</b>	<b>(\$25)</b>			<b>\$11,153</b>
			\$11,000			
			<b>\$11,000</b>			
				\$400		
				<b>\$400</b>		



		\$218		\$2,330		
\$614	\$1,220	\$583	\$1,069	\$1,071	\$1,249	\$2,277
		\$3,525	\$5,127	\$10,236	\$3,799	\$3,746
\$305	\$325	\$337	\$522	\$348	\$311	\$305
\$103	\$194	\$99	\$178	\$172	\$198	\$352
\$4	\$24	\$3	\$10	\$18	\$25	\$58
<b>\$1,026</b>	<b>\$1,762</b>	<b>\$4,764</b>	<b>\$6,905</b>	<b>\$14,174</b>	<b>\$5,582</b>	<b>\$6,738</b>
\$8,238	\$15,107	\$3,459	\$3,014	\$2,164	\$15,976	\$45,900
\$14,347	(\$976)		\$6,141	(\$845)	\$4,439	\$18,346
<b>\$22,585</b>	<b>\$14,131</b>	<b>\$3,459</b>	<b>\$9,155</b>	<b>\$1,319</b>	<b>\$20,415</b>	<b>\$64,246</b>
\$110,000	(\$92,506)	\$38,107	\$115,474		\$147,951	\$61,475
	\$2,629	\$3,306	\$7,746	\$11,738	\$1,964	\$4,942
<b>\$110,000</b>	<b>(\$89,877)</b>	<b>\$41,413</b>	<b>\$123,220</b>	<b>\$11,738</b>	<b>\$149,915</b>	<b>\$66,417</b>
				(\$926)	\$488	\$78
				(\$926)	\$488	\$78
	\$90	\$36	\$46	\$37		\$96
	\$525	\$300		\$2,095		
		\$99				
\$3,558	\$4,921	\$5,093	\$8,800	\$6,132	\$5,000	\$5,104
			\$636	(\$17)	(\$0)	
			\$161	\$140	\$133	\$112
\$535	\$740	\$765	\$1,328	\$926	\$756	\$771
\$95	\$157	\$162	\$273	\$189	\$153	\$157
<b>\$4,188</b>	<b>\$6,432</b>	<b>\$6,456</b>	<b>\$11,244</b>	<b>\$9,503</b>	<b>\$6,042</b>	<b>\$6,240</b>
\$0	\$84,222	\$164,383	\$62,564	\$129,955	\$272,354	\$94,695
	\$278	\$278	\$858			
	\$47,030	(\$47,030)				
	\$42	\$42	\$129			
	\$9	\$9	\$27			
<b>\$0</b>	<b>\$131,580</b>	<b>\$117,681</b>	<b>\$63,578</b>	<b>\$129,955</b>	<b>\$272,354</b>	<b>\$94,695</b>
\$40		\$40	\$40	(\$119)	\$763	(\$763)
<b>\$40</b>		<b>\$40</b>	<b>\$40</b>	<b>(\$119)</b>	<b>\$763</b>	<b>(\$763)</b>

				\$154	\$138	\$138
				\$105	\$94	\$94
				\$27	\$24	\$24
				<b>\$285</b>	<b>\$257</b>	<b>\$257</b>
		\$396	\$489	\$190	\$109	\$109
\$7,312	(\$6,181)	\$3,704	\$1,271	\$923	\$1,598	\$1,792
				\$785	\$406	(\$18)
	\$488	\$430	\$397	\$409	(\$14)	
		\$269	\$333	\$129	\$74	\$74
		\$68	\$85	\$33	\$19	\$19
<b>\$7,312</b>	<b>(\$5,693)</b>	<b>\$4,867</b>	<b>\$2,574</b>	<b>\$2,469</b>	<b>\$2,192</b>	<b>\$1,975</b>
						\$75
						\$28
						\$260
\$13,211	\$9,699	\$8,203	\$14,109	\$9,561	\$9,298	\$10,709
\$1,341	\$1,608	\$1,302	\$1,631	\$1,169	\$1,175	\$1,418
\$26						
\$9,675	\$7,690	\$6,465	\$10,705	\$7,297	\$5,590	\$4,671
\$2,519	\$1,954	\$1,643	\$2,720	\$1,854	\$1,759	\$1,977
					\$72	\$168
<b>\$26,772</b>	<b>\$20,951</b>	<b>\$17,612</b>	<b>\$29,166</b>	<b>\$19,881</b>	<b>\$17,894</b>	<b>\$19,306</b>
				\$230	(\$7)	
				<b>\$230</b>	<b>(\$7)</b>	
				\$4,728	(\$153)	
				<b>\$4,728</b>	<b>(\$153)</b>	
\$10,976	\$6,783	\$13,097	\$9,086	\$5,470	\$5,470	\$5,470
<b>\$10,976</b>	<b>\$6,783</b>	<b>\$13,097</b>	<b>\$9,086</b>	<b>\$5,470</b>	<b>\$5,470</b>	<b>\$5,470</b>
			\$60	\$123	\$355	
		\$430				
\$10,272	\$12,020	\$7,362	\$18,650	\$12,156	\$10,557	\$8,879
			\$5,417		\$5,417	
			\$3,179	(\$86)	\$193	(\$6)

\$1,544	\$1,807	\$1,107	\$2,803	\$1,827	\$1,587	\$1,335
\$273	\$383	\$235	\$594	\$387	\$336	\$283
<b>\$12,089</b>	<b>\$14,210</b>	<b>\$9,133</b>	<b>\$30,703</b>	<b>\$14,406</b>	<b>\$18,444</b>	<b>\$10,490</b>

\$58,489	\$186,730	\$879,971	\$428,099	\$393,531	\$332,161	\$268,870
	\$4,150	\$39,695	\$11,154	<b>(\$11,154)</b>		
<b>\$58,489</b>	<b>\$190,880</b>	<b>\$919,665</b>	<b>\$439,253</b>	<b>\$382,377</b>	<b>\$332,161</b>	<b>\$268,870</b>

\$4,728	\$153
<b>\$4,728</b>	<b>\$153</b>

\$10,976	\$3,646	\$16,234	\$9,086	\$5,470	\$5,470	\$5,470
<b>\$10,976</b>	<b>\$3,646</b>	<b>\$16,234</b>	<b>\$9,086</b>	<b>\$5,470</b>	<b>\$5,470</b>	<b>\$5,470</b>

\$4

\$230	\$187	\$51	\$214
-------	-------	------	-------

\$281

\$9,781	\$11,484	\$9,056	\$17,885	\$11,762	\$10,259	\$10,221
---------	----------	---------	----------	----------	----------	----------

\$5,417	\$5,417
---------	---------

\$2,543	<b>(\$69)</b>	\$193	<b>(\$6)</b>
---------	---------------	-------	--------------

\$1,470	\$1,726	\$1,361	\$2,688	\$1,768	\$1,542	\$1,536
\$260	\$366	\$289	\$570	\$375	\$327	\$326
<b>\$11,511</b>	<b>\$13,576</b>	<b>\$10,987</b>	<b>\$29,333</b>	<b>\$14,028</b>	<b>\$17,789</b>	<b>\$12,290</b>
\$454,302	\$121,834	\$259,359	\$292,444	\$274,834	\$297,953	\$240,916

**(\$3,213)**

<b>\$451,089</b>	<b>\$121,834</b>	<b>\$259,359</b>	<b>\$292,444</b>	<b>\$274,834</b>	<b>\$297,953</b>	<b>\$240,916</b>
	\$1,500					\$1,500
	<b>\$1,500</b>					<b>\$1,500</b>

\$553	\$719	\$1,340
-------	-------	---------

<b>\$553</b>	<b>\$719</b>	<b>\$1,340</b>
--------------	--------------	----------------

\$1,155

**\$1,155**

					\$4,450	\$5,400
					<b>\$4,450</b>	<b>\$5,400</b>
		\$20				
\$366	\$422	\$358	\$741	\$529	\$672	\$644
			\$159	(\$4)	(\$0)	
\$141	\$161	\$184	\$298	\$174	\$175	\$172
\$60	\$69	\$60	\$121	\$85	\$107	\$103
\$4	\$6	\$3	\$10	\$9	\$13	\$12
<b>\$571</b>	<b>\$657</b>	<b>\$624</b>	<b>\$1,329</b>	<b>\$792</b>	<b>\$968</b>	<b>\$931</b>
\$73,942	\$3,299	(\$9,345)	(\$7,469)	(\$44)	\$14,860	\$49,475
	\$7,528			\$3,190	\$1,437	\$1,022
<b>\$73,942</b>	<b>\$10,828</b>	<b>(\$9,345)</b>	<b>(\$7,469)</b>	<b>\$3,146</b>	<b>\$16,297</b>	<b>\$50,497</b>
\$6,305	\$441	\$1,646	\$11,563	\$9,235	\$4,800	
\$18,245	(\$15,297)	\$346	\$5,353	\$5,000	\$11,143	\$9,675
<b>\$24,550</b>	<b>(\$14,856)</b>	<b>\$1,991</b>	<b>\$16,915</b>	<b>\$14,235</b>	<b>\$15,943</b>	<b>\$9,675</b>
			\$4,853			
			<b>\$4,853</b>			
\$150	\$975	\$300	\$375	\$450	\$300	\$150
				\$156		
	\$14	\$43	\$246	\$215	\$247	\$124
		\$430		\$19,204	(\$19,204)	
\$18,207	\$23,118	\$21,147	\$35,272	\$23,256	\$19,945	\$15,604
			\$27			
					\$4,306	\$2,526
(\$0)						
\$12,830	\$3,371	\$8,660	(\$725)	\$841	\$42,076	(\$5,104)
\$4,003	\$4,936	\$4,665	\$7,138	\$4,741	\$4,427	\$2,968
\$2,872	\$3,638	\$3,333	\$5,538	\$3,652	\$3,144	\$2,444
\$324	\$505	\$455	\$790	\$519	\$428	\$358
<b>\$38,385</b>	<b>\$36,557</b>	<b>\$39,032</b>	<b>\$48,659</b>	<b>\$53,034</b>	<b>\$55,669</b>	<b>\$19,070</b>
\$243	\$39	\$11			\$47	
\$1,170,060	\$823,369	\$197,285	\$40,936	\$543,706	\$426,596	\$51,699

\$1,300	\$364	\$104	\$143		\$188	
		\$4,900	\$4,124	\$0		
\$863	\$248	\$71			\$128	
\$225	\$63	\$18	\$22		\$32	
			\$5			
<b>\$1,172,690</b>	<b>\$824,082</b>	<b>\$202,388</b>	<b>\$45,229</b>	<b>\$543,706</b>	<b>\$426,991</b>	<b>\$51,699</b>
\$8	\$0	\$0	\$0	\$0	(\$770)	
<b>\$8</b>	<b>\$0</b>	<b>\$0</b>	<b>\$0</b>	<b>\$0</b>	<b>(\$770)</b>	
\$0			\$2,200		\$2,160	\$4,980
<b>\$0</b>			<b>\$2,200</b>		<b>\$2,160</b>	<b>\$4,980</b>
		\$150				
	\$416				\$430	\$537
	\$3,390	\$0				
	\$283				\$292	\$365
	\$72				\$74	\$93
	<b>\$4,161</b>	<b>\$150</b>			<b>\$796</b>	<b>\$995</b>
			\$44		\$111	
\$3,566	\$0	\$3,300	\$24,627	\$351,016		\$9,179
			\$215		\$403	
			\$146		\$274	
			\$37		\$70	
<b>\$3,566</b>	<b>\$0</b>	<b>\$3,300</b>	<b>\$25,069</b>	<b>\$351,016</b>	<b>\$857</b>	<b>\$9,179</b>
		\$156	\$1,182	\$1,074	\$107	
						\$135
		\$106	\$804	\$731	\$73	
		\$27	\$204	\$186	\$19	
		<b>\$289</b>	<b>\$2,190</b>	<b>\$1,990</b>	<b>\$199</b>	<b>\$135</b>
\$0						
(\$2,391)	\$2,914	\$1,332	\$1,862	\$6,483	\$2,500	\$6,744
<b>(\$2,391)</b>	<b>\$2,914</b>	<b>\$1,332</b>	<b>\$1,862</b>	<b>\$6,483</b>	<b>\$2,500</b>	<b>\$6,744</b>
		\$81	\$130	\$25	\$64	
		\$430				
\$12,658	\$16,643	\$15,011	\$23,384	\$16,171	\$14,535	\$11,848
\$600	\$3,371	\$1,068		\$839	\$381	\$930
\$289	\$682	\$846	\$1,482	\$904	\$902	\$829
\$1,912	\$2,524	\$2,284	\$3,564	\$2,460	\$2,215	\$1,808

\$325	\$498	\$439	\$676	\$473	\$421	\$339
<b>\$15,784</b>	<b>\$23,719</b>	<b>\$20,159</b>	<b>\$29,235</b>	<b>\$20,872</b>	<b>\$18,517</b>	<b>\$15,753</b>
\$727,465	\$76,200	\$2,575	\$44	\$207,333	\$78,428	\$53,211
			\$11,515			
			\$658			
			\$183			
			\$105			
			\$12			
<b>\$727,465</b>	<b>\$76,200</b>	<b>\$2,575</b>	<b>\$12,517</b>	<b>\$207,333</b>	<b>\$78,428</b>	<b>\$53,211</b>
<b>(\$0)</b>	\$0	\$0	<b>(\$0)</b>	\$0	\$770	<b>(\$0)</b>
<b>(\$0)</b>	<b>\$0</b>	<b>\$0</b>	<b>(\$0)</b>	<b>\$0</b>	<b>\$770</b>	<b>(\$0)</b>
\$194	\$844	\$0	\$990	\$7	\$1	\$4
<b>\$194</b>	<b>\$844</b>	<b>\$0</b>	<b>\$990</b>	<b>\$7</b>	<b>\$1</b>	<b>\$4</b>
\$0	\$1,119	\$0	<b>(\$894)</b>	\$609	\$25	\$370
<b>\$0</b>	<b>\$1,119</b>	<b>\$0</b>	<b>(\$894)</b>	<b>\$609</b>	<b>\$25</b>	<b>\$370</b>
				\$14	\$1,824	\$185
				\$10	\$1,240	\$126
				\$2	\$315	\$32
				<b>\$26</b>	<b>\$3,379</b>	<b>\$344</b>
				\$11		
					\$31,148	\$20,831
				<b>\$11</b>	<b>\$31,148</b>	<b>\$20,831</b>
		\$1,155				
		<b>\$1,155</b>				
\$678	\$1,193	\$1,078	\$1,867	\$1,184	\$1,006	\$947
\$450	\$811	\$733	\$1,270	\$805	\$684	\$644
\$117	\$206	\$186	\$323	\$205	\$174	\$164
<b>\$1,246</b>	<b>\$2,211</b>	<b>\$1,997</b>	<b>\$3,459</b>	<b>\$2,194</b>	<b>\$1,864</b>	<b>\$1,754</b>
<b>(\$5,000)</b>						



\$156	\$142	\$136	\$260	\$178	\$79	\$154
<b>\$1,656</b>	<b>\$1,523</b>	<b>\$1,454</b>	<b>\$2,788</b>	<b>\$1,904</b>	<b>\$852</b>	<b>\$1,654</b>
		\$296	\$1,889			
\$3,077	\$13,872	\$2,651	\$44,995	\$8,903	\$21,892	\$21,945
		\$1,909	\$2,291	\$764	\$2,213	\$588
\$538	\$469	\$430	\$397	\$28,282	<b>(\$15)</b>	
		\$201	\$1,285			
		\$51	\$326			
<b>\$3,615</b>	<b>\$14,341</b>	<b>\$5,537</b>	<b>\$51,184</b>	<b>\$37,949</b>	<b>\$24,089</b>	<b>\$22,533</b>
				\$556,350	<b>(\$556,350)</b>	
				<b>\$556,350</b>	<b>(\$556,350)</b>	
<b>\$3,991,805</b>	<b>\$1,922,787</b>	<b>\$2,437,747</b>	<b>\$1,645,363</b>	<b>\$3,046,500</b>	<b>\$2,033,909</b>	<b>\$1,388,463</b>
			\$251,010	\$26,330	\$54,234	\$55,099
			<b>\$251,010</b>	<b>\$26,330</b>	<b>\$54,234</b>	<b>\$55,099</b>
			\$267,511	\$28,060	\$57,800	\$58,721
			<b>\$267,511</b>	<b>\$28,060</b>	<b>\$57,800</b>	<b>\$58,721</b>
					\$556,350	
					<b>\$556,350</b>	
			<b>\$518,521</b>	<b>\$54,390</b>	<b>\$668,384</b>	<b>\$113,820</b>
\$17,943	\$2,406	\$15,372	\$8,653	\$3,913	\$13,208	\$20,862
<b>\$17,943</b>	<b>\$2,406</b>	<b>\$15,372</b>	<b>\$8,653</b>	<b>\$3,913</b>	<b>\$13,208</b>	<b>\$20,862</b>
<b>\$17,943</b>	<b>\$2,406</b>	<b>\$15,372</b>	<b>\$8,653</b>	<b>\$3,913</b>	<b>\$13,208</b>	<b>\$20,862</b>
<b>(\$243)</b>	<b>(\$685)</b>	<b>(\$188)</b>	\$873			
<b>(\$243)</b>	<b>(\$685)</b>	<b>(\$188)</b>	<b>\$873</b>			
<b>(\$243)</b>	<b>(\$685)</b>	<b>(\$188)</b>	<b>\$873</b>			
<b>\$4,009,504</b>	<b>\$1,924,508</b>	<b>\$2,452,931</b>	<b>\$2,173,410</b>	<b>\$3,104,803</b>	<b>\$2,715,502</b>	<b>\$1,523,145</b>
<b>(\$3,311)</b>	<b>(\$3,268)</b>	<b>(\$3,207)</b>	<b>(\$3,072)</b>	<b>(\$3,117)</b>	<b>(\$9,978)</b>	<b>(\$3,497)</b>
			<b>(\$518,521)</b>	<b>(\$54,390)</b>	<b>(\$486,928)</b>	<b>(\$113,820)</b>
<b>(\$3,311)</b>	<b>(\$3,268)</b>	<b>(\$3,207)</b>	<b>(\$521,593)</b>	<b>(\$57,507)</b>	<b>(\$496,906)</b>	<b>(\$117,317)</b>
<b>(\$3,311)</b>	<b>(\$3,268)</b>	<b>(\$3,207)</b>	<b>(\$521,593)</b>	<b>(\$57,507)</b>	<b>(\$496,906)</b>	<b>(\$117,317)</b>
<b>(\$3,311)</b>	<b>(\$3,268)</b>	<b>(\$3,207)</b>	<b>(\$521,593)</b>	<b>(\$57,507)</b>	<b>(\$496,906)</b>	<b>(\$117,317)</b>
		<b>(\$460,579)</b>			<b>(\$460,579)</b>	
		<b>(\$460,579)</b>			<b>(\$460,579)</b>	
		<b>(\$460,579)</b>			<b>(\$460,579)</b>	
		<b>(\$460,579)</b>			<b>(\$460,579)</b>	



(\$2,273,405)	(\$1,939,231)	(\$1,880,458)	(\$1,897,264)	(\$1,919,483)	(\$2,200,164)	(\$2,627,183)
<b>(\$2,273,405)</b>	<b>(\$1,939,231)</b>	<b>(\$1,880,458)</b>	<b>(\$1,897,264)</b>	<b>(\$1,919,483)</b>	<b>(\$2,200,164)</b>	<b>(\$2,627,183)</b>
\$725,266	\$708,946	\$613,566	\$549,007	\$650,038	\$854,078	\$1,019,826
<b>\$725,266</b>	<b>\$708,946</b>	<b>\$613,566</b>	<b>\$549,007</b>	<b>\$650,038</b>	<b>\$854,078</b>	<b>\$1,019,826</b>
<b>(\$1,548,139)</b>	<b>(\$1,230,285)</b>	<b>(\$1,266,892)</b>	<b>(\$1,348,256)</b>	<b>(\$1,269,445)</b>	<b>(\$1,346,086)</b>	<b>(\$1,607,356)</b>
(\$925,289)	(\$812,784)	(\$835,573)	(\$897,597)	(\$948,623)	(\$1,082,511)	(\$1,202,926)
<b>(\$925,289)</b>	<b>(\$812,784)</b>	<b>(\$835,573)</b>	<b>(\$897,597)</b>	<b>(\$948,623)</b>	<b>(\$1,082,511)</b>	<b>(\$1,202,926)</b>
(\$312,839)	(\$155,181)	(\$241,662)	(\$338,780)	(\$282,707)	(\$227,262)	(\$219,946)
<b>(\$312,839)</b>	<b>(\$155,181)</b>	<b>(\$241,662)</b>	<b>(\$338,780)</b>	<b>(\$282,707)</b>	<b>(\$227,262)</b>	<b>(\$219,946)</b>
<b>(\$1,238,128)</b>	<b>(\$967,965)</b>	<b>(\$1,077,235)</b>	<b>(\$1,236,377)</b>	<b>(\$1,231,331)</b>	<b>(\$1,309,772)</b>	<b>(\$1,422,873)</b>
(\$38,570)	(\$34,770)	(\$36,225)	(\$40,113)	(\$42,483)	(\$46,177)	(\$49,977)
<b>(\$38,570)</b>	<b>(\$34,770)</b>	<b>(\$36,225)</b>	<b>(\$40,113)</b>	<b>(\$42,483)</b>	<b>(\$46,177)</b>	<b>(\$49,977)</b>
(\$451,262)	(\$360,040)	(\$418,450)	(\$533,136)	(\$554,161)	(\$563,444)	(\$564,539)
<b>(\$451,262)</b>	<b>(\$360,040)</b>	<b>(\$418,450)</b>	<b>(\$533,136)</b>	<b>(\$554,161)</b>	<b>(\$563,444)</b>	<b>(\$564,539)</b>
<b>(\$489,832)</b>	<b>(\$394,810)</b>	<b>(\$454,675)</b>	<b>(\$573,249)</b>	<b>(\$596,644)</b>	<b>(\$609,622)</b>	<b>(\$614,515)</b>
(\$431)	(\$325)	(\$370)	(\$337)	(\$331)	(\$312)	(\$333)
<b>(\$431)</b>	<b>(\$325)</b>	<b>(\$370)</b>	<b>(\$337)</b>	<b>(\$331)</b>	<b>(\$312)</b>	<b>(\$333)</b>
(\$3,683)	(\$3,085)	(\$4,272)	(\$3,584)	(\$3,139)	(\$2,709)	(\$3,005)
<b>(\$3,683)</b>	<b>(\$3,085)</b>	<b>(\$4,272)</b>	<b>(\$3,584)</b>	<b>(\$3,139)</b>	<b>(\$2,709)</b>	<b>(\$3,005)</b>
<b>(\$4,115)</b>	<b>(\$3,411)</b>	<b>(\$4,642)</b>	<b>(\$3,920)</b>	<b>(\$3,471)</b>	<b>(\$3,021)</b>	<b>(\$3,338)</b>
<b>(\$3,280,213)</b>	<b>(\$2,596,471)</b>	<b>(\$2,803,444)</b>	<b>(\$3,161,803)</b>	<b>(\$3,100,890)</b>	<b>(\$3,268,501)</b>	<b>(\$3,648,082)</b>
(\$374,263)	\$16,542	(\$407,141)	(\$380,347)	(\$435,756)	(\$445,696)	(\$420,244)
<b>(\$374,263)</b>	<b>\$16,542</b>	<b>(\$407,141)</b>	<b>(\$380,347)</b>	<b>(\$435,756)</b>	<b>(\$445,696)</b>	<b>(\$420,244)</b>
<b>(\$374,263)</b>	<b>\$16,542</b>	<b>(\$407,141)</b>	<b>(\$380,347)</b>	<b>(\$435,756)</b>	<b>(\$445,696)</b>	<b>(\$420,244)</b>
<b>(\$374,263)</b>	<b>\$16,542</b>	<b>(\$407,141)</b>	<b>(\$380,347)</b>	<b>(\$435,756)</b>	<b>(\$445,696)</b>	<b>(\$420,244)</b>
<b>\$351,717</b>	<b>(\$658,688)</b>	<b>(\$1,221,440)</b>	<b>(\$1,890,333)</b>	<b>(\$489,350)</b>	<b>(\$1,956,180)</b>	<b>(\$2,662,499)</b>
(\$219,266)	(\$214,332)	(\$185,497)	(\$165,979)	(\$289,401)	(\$471,655)	(\$563,188)
<b>(\$219,266)</b>	<b>(\$214,332)</b>	<b>(\$185,497)</b>	<b>(\$165,979)</b>	<b>(\$289,401)</b>	<b>(\$471,655)</b>	<b>(\$563,188)</b>
<b>(\$219,266)</b>	<b>(\$214,332)</b>	<b>(\$185,497)</b>	<b>(\$165,979)</b>	<b>(\$289,401)</b>	<b>(\$471,655)</b>	<b>(\$563,188)</b>
(\$175,063)	(\$168,527)	(\$157,634)	(\$151,943)	(\$282,634)	(\$457,585)	(\$496,953)
<b>(\$175,063)</b>	<b>(\$168,527)</b>	<b>(\$157,634)</b>	<b>(\$151,943)</b>	<b>(\$282,634)</b>	<b>(\$457,585)</b>	<b>(\$496,953)</b>
<b>(\$175,063)</b>	<b>(\$168,527)</b>	<b>(\$157,634)</b>	<b>(\$151,943)</b>	<b>(\$282,634)</b>	<b>(\$457,585)</b>	<b>(\$496,953)</b>
(\$68,156)	(\$68,726)	(\$67,249)	(\$70,431)	(\$132,583)	(\$212,627)	(\$214,332)
<b>(\$68,156)</b>	<b>(\$68,726)</b>	<b>(\$67,249)</b>	<b>(\$70,431)</b>	<b>(\$132,583)</b>	<b>(\$212,627)</b>	<b>(\$214,332)</b>
<b>(\$68,156)</b>	<b>(\$68,726)</b>	<b>(\$67,249)</b>	<b>(\$70,431)</b>	<b>(\$132,583)</b>	<b>(\$212,627)</b>	<b>(\$214,332)</b>
(\$711)	(\$594)	(\$575)	(\$483)	(\$1,210)	(\$1,092)	(\$1,169)

(711)	(594)	(575)	(483)	(1,210)	(1,092)	(1,169)
(711)	(594)	(575)	(483)	(1,210)	(1,092)	(1,169)
<b>(463,196)</b>	<b>(452,179)</b>	<b>(410,954)</b>	<b>(388,836)</b>	<b>(705,828)</b>	<b>(1,142,959)</b>	<b>(1,275,642)</b>
<b>(463,196)</b>	<b>(452,179)</b>	<b>(410,954)</b>	<b>(388,836)</b>	<b>(705,828)</b>	<b>(1,142,959)</b>	<b>(1,275,642)</b>
\$133,342	\$78,148	(25,390)	(42,693)	(23,998)	\$72,994	\$165,558
<b>\$133,342</b>	<b>\$78,148</b>	<b>(25,390)</b>	<b>(42,693)</b>	<b>(23,998)</b>	<b>\$72,994</b>	<b>\$165,558</b>
<b>\$133,342</b>	<b>\$78,148</b>	<b>(25,390)</b>	<b>(42,693)</b>	<b>(23,998)</b>	<b>\$72,994</b>	<b>\$165,558</b>

<b>\$133,342</b>	<b>\$78,148</b>	<b>(25,390)</b>	<b>(42,693)</b>	<b>(23,998)</b>	<b>\$72,994</b>	<b>\$165,558</b>
\$3,387	\$3,646	\$3,174	\$5,746	\$3,308	\$3,519	\$3,770
					\$71	
\$2,248	\$2,480	\$2,159	\$3,908	\$2,250	\$2,442	\$2,564
\$585	\$630	\$549	\$993	\$572	\$620	\$651
<b>\$6,221</b>	<b>\$6,756</b>	<b>\$5,881</b>	<b>\$10,647</b>	<b>\$6,129</b>	<b>\$6,652</b>	<b>\$6,985</b>
<b>\$6,221</b>	<b>\$6,756</b>	<b>\$5,881</b>	<b>\$10,647</b>	<b>\$6,129</b>	<b>\$6,652</b>	<b>\$6,985</b>
<b>\$6,221</b>	<b>\$6,756</b>	<b>\$5,881</b>	<b>\$10,647</b>	<b>\$6,129</b>	<b>\$6,652</b>	<b>\$6,985</b>
<b>\$139,562</b>	<b>\$84,905</b>	<b>(19,508)</b>	<b>(32,046)</b>	<b>(17,869)</b>	<b>\$79,646</b>	<b>\$172,544</b>
<b>\$28,084</b>	<b>(1,025,962)</b>	<b>(1,651,903)</b>	<b>(2,311,215)</b>	<b>(1,213,046)</b>	<b>(3,019,492)</b>	<b>(3,765,597)</b>

2022					2022 Total	2023
202208	202209	202210	202211	202212		202301
					\$60,000	
					<b>\$60,000</b>	
						\$3,065
						<b>\$3,065</b>
					\$1,926	
					<b>(\$10,833)</b>	
<b>(\$5,417)</b>					\$3,191	
\$216	\$144	\$144	\$0		\$7,785	
					\$1,299	
					\$333	
<b>(\$5,200)</b>	<b>\$144</b>	<b>\$144</b>	<b>\$0</b>		<b>\$3,700</b>	
<b>(\$2,354)</b>	\$1,861	\$2,987	\$2,777	\$2,050	\$21,994	\$1,823
	\$36				\$36	
\$1,421		\$221			\$5,400	
			\$206	<b>(\$7)</b>	\$28,907	
<b>(\$1,601)</b>	\$1,569	\$2,520	\$2,342	\$1,729	\$16,511	\$1,327
<b>(\$407)</b>	\$322	\$516	\$480	\$354	\$3,801	\$309
<b>(\$2,940)</b>	<b>\$3,788</b>	<b>\$6,245</b>	<b>\$5,805</b>	<b>\$4,127</b>	<b>\$76,649</b>	<b>\$3,459</b>
				\$206,306	\$495,778	\$19,978
				<b>\$206,306</b>	<b>\$495,778</b>	<b>\$19,978</b>
					\$0	
	<b>(\$36)</b>				<b>\$0</b>	
	<b>(\$36)</b>					
\$36	\$57	\$4,408	\$4,425	\$482,223	\$491,890	\$285
<b>\$36</b>	<b>\$57</b>	<b>\$4,408</b>	<b>\$4,425</b>	<b>\$482,223</b>	<b>\$491,890</b>	<b>\$285</b>
\$4,463	\$4,331	\$6,576	\$3,398	\$4,078	\$58,940	\$3,067
\$3,036	\$3,653	\$5,547	\$2,866	\$3,440	\$43,024	\$2,232
\$771	\$748	\$1,136	\$587	\$705	\$10,185	\$520
<b>\$8,270</b>	<b>\$8,732</b>	<b>\$13,259</b>	<b>\$6,850</b>	<b>\$8,222</b>	<b>\$112,148</b>	<b>\$5,818</b>
		\$2			\$12	
		\$21			\$41	
					\$14,776	

\$17,884	\$16,214	\$25,717	\$17,155	\$17,770	\$214,643	\$15,853
				\$1,119	\$1,119	
\$694	\$594	\$570	\$372	\$694	\$8,603	\$570
<b>(\$8,988)</b>	\$21,134	\$3,276	\$1,477	\$43,329	\$72,455	<b>(\$29,664)</b>
\$12,037	\$13,471	\$21,378	\$14,307	\$14,819	\$156,969	\$11,370
\$3,086	\$2,796	\$4,435	\$2,960	\$3,066	\$37,052	\$2,681
\$6	\$8	\$12	\$6	\$6	\$54	\$37
<b>\$24,719</b>	<b>\$54,218</b>	<b>\$55,411</b>	<b>\$36,277</b>	<b>\$80,804</b>	<b>\$505,872</b>	<b>\$848</b>
					\$0	
\$0	\$75	\$0			\$147	
				\$8,781	\$8,781	<b>(\$4)</b>
<b>\$0</b>	<b>\$75</b>	<b>\$0</b>		<b>\$8,781</b>	<b>\$8,928</b>	<b>(\$4)</b>
\$39	\$112	\$37	\$37	\$37	\$746	\$37
					\$3	
		\$594	\$22		\$616	
					\$188	
\$0	\$0	\$0	\$0	\$0	\$176	\$0
\$1,001	\$581	\$727	\$757	\$614	\$57,652	\$649
	\$72	\$442	\$9		\$523	
\$681	\$490	\$613	\$639	\$518	\$12,202	\$472
\$173	\$100	\$126	\$131	\$106	\$9,055	\$110
					\$1,252	
<b>\$1,893</b>	<b>\$1,355</b>	<b>\$2,538</b>	<b>\$1,594</b>	<b>\$1,275</b>	<b>\$82,413</b>	<b>\$1,268</b>
		\$300			\$300	
	\$2				\$2	
		\$11	\$13		\$25	
	\$86				\$86	
					\$13,704	
<b>(\$9,072)</b>					<b>(\$0)</b>	
\$3,608	\$5,127	\$8,040	\$4,704	\$5,176	\$75,224	\$4,129
					\$307	
\$19,055	\$11,372	\$13,803	\$34,477	<b>(\$7,376)</b>	\$150,181	\$63,440
\$566	\$434	\$406	\$1,107	\$339	\$5,657	\$761
	\$156	<b>(\$156)</b>			\$0	
\$2,454	\$4,324	\$6,781	\$3,968	\$4,366	\$55,041	\$3,005
\$624	\$886	\$1,389	\$813	\$894	\$13,052	\$700
<b>\$17,235</b>	<b>\$22,387</b>	<b>\$30,574</b>	<b>\$45,082</b>	<b>\$3,399</b>	<b>\$313,579</b>	<b>\$72,036</b>
				\$6	\$6	

	\$4				\$4	
					\$9	
	\$82			\$140	\$389	
	\$176			\$698	\$1,336	
	\$13			\$128	\$165	
	\$26			\$248	\$394	
	\$157			\$3	\$160	
	\$12			\$69	\$132	
	\$13			\$26	\$115	
		\$6			\$6	
\$736	\$511	\$508	\$376	\$260	\$6,289	\$520
		\$267	(\$9)		\$278	
		\$5			\$5	
		\$1			\$1	
		\$0			\$0	
\$736	\$993	\$787	\$368	\$1,579	\$9,287	\$520
	\$7,500				\$7,500	
	\$7,500				\$7,500	
					\$15,000	
			\$2		\$2	
\$271	\$228	\$285	\$228	\$228	\$3,181	\$214
			\$27	(\$1)	\$26	
\$184	\$193	\$241	\$193	\$193	\$2,314	\$156
\$47	\$39	\$49	\$39	\$39	\$550	\$36
\$502	\$460	\$575	\$489	\$459	\$6,072	\$406
				\$10	\$10	
	\$18,667	\$0			\$20,451	\$18,589
					\$12	
	\$3,529	\$621		\$53,163	\$68,466	\$0
	\$22,197	\$621		\$53,173	\$88,940	\$18,589
		(\$11,000)			\$0	
		(\$11,000)			\$0	
					\$400	
					\$400	

				\$2,625	\$5,173	
\$1,882	\$2,187	\$2,770	\$1,814	\$1,813	\$18,549	\$1,465
\$5,507	\$6,006	\$9,067	\$4,272	\$5,467	\$56,751	\$61,856
\$279	\$412	\$650	\$386	\$421	\$4,601	\$276
\$292	\$340	\$434	\$283	\$284	\$2,928	\$214
\$47	\$54	\$64	\$43	\$42	\$391	\$178
<b>\$8,007</b>	<b>\$8,999</b>	<b>\$12,985</b>	<b>\$6,798</b>	<b>\$10,651</b>	<b>\$88,393</b>	<b>\$63,988</b>
\$51,045	\$34,808	\$36,926	\$99,427	\$93,142	\$409,206	\$45,199
\$9,660	\$11,213	\$17,344	\$14,632	\$29,448	\$123,749	\$2,381
<b>\$60,705</b>	<b>\$46,020</b>	<b>\$54,270</b>	<b>\$114,060</b>	<b>\$122,590</b>	<b>\$532,955</b>	<b>\$47,581</b>
\$267,141	\$48,021	\$239,160	\$128,496	\$175,225	\$1,238,544	\$63,207
\$8,451	\$7,976	\$6,962	\$6,522	\$5,841	\$68,078	\$6,005
<b>\$275,592</b>	<b>\$55,997</b>	<b>\$246,123</b>	<b>\$135,019</b>	<b>\$181,066</b>	<b>\$1,306,622</b>	<b>\$69,212</b>
\$8,273	\$25,098	\$8,168	\$507	\$121,016	\$162,700	\$6,979
<b>\$8,273</b>	<b>\$25,098</b>	<b>\$8,168</b>	<b>\$507</b>	<b>\$121,016</b>	<b>\$162,700</b>	<b>\$6,979</b>
				\$900	\$900	
\$106	\$31	\$189		\$274	\$906	
					\$2,095	
					\$825	\$550
					\$99	
\$4,354	\$5,106	\$7,564	\$4,929	\$4,844	\$65,405	\$3,647
			\$399	\$66	\$1,084	
\$28		\$11	\$118	\$150	\$852	\$120
\$655	\$767	\$1,137	\$744	\$732	\$9,857	\$508
\$137	\$163	\$241	\$153	\$149	\$2,028	\$571
<b>\$5,280</b>	<b>\$6,068</b>	<b>\$9,141</b>	<b>\$6,342</b>	<b>\$7,115</b>	<b>\$84,051</b>	<b>\$5,395</b>
\$277,010	\$226,583	\$110,240	\$106,115	\$190,245	\$1,718,365	\$165,425
		\$119,975	<b>(\$119,975)</b>		\$1,413	
					\$0	
					\$212	
					\$45	
<b>\$277,010</b>	<b>\$226,583</b>	<b>\$230,215</b>	<b>(\$13,860)</b>	<b>\$190,245</b>	<b>\$1,720,036</b>	<b>\$165,425</b>
						\$2,000
		\$345		\$60,200	\$60,545	\$1,309
				\$1,535	\$1,535	
		<b>\$345</b>		<b>\$61,735</b>	<b>\$62,080</b>	<b>\$3,309</b>

\$146	\$146	\$208	\$131	\$138	\$1,200	\$92
\$99	\$123	\$175	\$110	\$117	\$918	\$67
\$25	\$25	\$36	\$23	\$24	\$207	\$16
<b>\$271</b>	<b>\$295</b>	<b>\$419</b>	<b>\$264</b>	<b>\$279</b>	<b>\$2,325</b>	<b>\$175</b>
\$82	\$109	\$136	\$82	\$109	\$1,809	\$65
\$1,380	\$173	\$63,853	\$48,798	\$23,193	\$147,816	\$31
(\$774)	\$0	\$54	(\$54)	(\$54)	\$345	\$152
					\$1,710	
\$55	\$92	\$115	\$69	\$92	\$1,301	\$47
\$14	\$19	\$23	\$14	\$19	\$313	\$11
<b>\$757</b>	<b>\$392</b>	<b>\$64,181</b>	<b>\$48,908</b>	<b>\$23,359</b>	<b>\$153,293</b>	<b>\$306</b>
\$75	\$75	\$75	\$75		\$375	\$75
		\$9		\$9	\$46	
\$23	\$29	\$274	\$5	\$14	\$606	
\$11,938	\$11,686	\$18,465	\$11,032	\$12,194	\$140,105	\$11,144
\$1,229	\$1,180	\$1,607	\$1,120	\$1,074	\$15,855	\$1,068
					\$26	
\$4,102	\$4,832	\$7,742	\$5,181	\$5,488	\$79,438	\$4,377
\$2,115	\$2,063	\$3,223	\$1,965	\$2,141	\$25,932	\$1,874
\$227	\$227	\$347	\$192	\$215	\$1,448	\$1,015
<b>\$19,709</b>	<b>\$20,092</b>	<b>\$31,741</b>	<b>\$19,570</b>	<b>\$21,135</b>	<b>\$263,830</b>	<b>\$19,553</b>
					\$223	
					<b>\$223</b>	
					\$4,575	
					<b>\$4,575</b>	
				\$3,064	\$3,064	(\$3,064)
\$5,470	\$3,064	\$3,064	\$13,164	\$3,064	\$84,174	\$3,064
<b>\$5,470</b>	<b>\$3,064</b>	<b>\$3,064</b>	<b>\$13,164</b>	<b>\$6,127</b>	<b>\$87,238</b>	<b>\$0</b>
		\$76			\$613	
					\$430	
\$7,529	\$8,503	\$12,025	\$7,070	\$7,898	\$122,922	\$6,923
\$2,708					\$13,541	
\$9,120	\$8,801	\$6,924	\$8,174	\$7,353	\$40,373	\$22
\$106	(\$3)		\$856	\$284	\$4,522	\$1,494
						\$51
						\$388

\$1,132	\$1,278	\$1,807	\$1,063	\$1,187	\$18,475	\$971
\$240	\$271	\$383	\$225	\$252	\$3,862	\$1,047
<b>\$20,835</b>	<b>\$18,850</b>	<b>\$21,216</b>	<b>\$17,387</b>	<b>\$16,974</b>	<b>\$204,739</b>	<b>\$10,895</b>
\$319,904	\$228,211	\$351,091	\$205,289	\$1,526,684	\$5,179,031	\$201,678
<b>\$319,904</b>	<b>\$228,211</b>	<b>\$351,091</b>	<b>\$205,289</b>	<b>\$1,526,684</b>	\$43,845	
					<b>\$5,222,876</b>	<b>\$201,678</b>
						\$26
						<b>\$26</b>
					\$4,880	
					<b>\$4,880</b>	
				\$3,064	\$3,064	<b>(\$3,064)</b>
\$5,470	\$3,064	\$3,064	\$13,164	\$3,064	\$84,174	\$3,064
<b>\$5,470</b>	<b>\$3,064</b>	<b>\$3,064</b>	<b>\$13,164</b>	<b>\$6,127</b>	<b>\$87,238</b>	<b>\$0</b>
					\$4	
\$78	\$264	\$46		\$113	\$1,182	
					\$281	
	\$750				\$750	
\$11,011	\$11,709	\$16,789	\$9,651	\$11,944	\$141,554	\$9,555
\$2,708					\$13,541	
\$106	<b>(\$3)</b>		\$559	\$186	\$3,509	\$51
						\$1,525
\$1,655	\$1,760	\$2,523	\$1,451	\$1,795	\$21,276	\$1,383
\$351	\$373	\$535	\$308	\$381	\$4,459	\$1,222
<b>\$15,909</b>	<b>\$14,852</b>	<b>\$19,894</b>	<b>\$11,968</b>	<b>\$14,418</b>	<b>\$186,555</b>	<b>\$13,736</b>
\$250,556	\$212,936	\$163,150	\$330,282	\$561,414	\$3,459,980	\$85,509
					<b>(\$3,213)</b>	
				\$12,000	\$12,000	<b>(\$12,000)</b>
<b>\$250,556</b>	<b>\$212,936</b>	<b>\$163,150</b>	<b>\$330,282</b>	<b>\$573,414</b>	<b>\$3,468,767</b>	<b>\$73,509</b>
	\$2,800		\$500		\$6,300	\$300
	<b>\$2,800</b>		<b>\$500</b>		<b>\$6,300</b>	<b>\$300</b>
	\$7,961	\$675	\$2,603	\$10,177	\$24,027	<b>(\$0)</b>
	<b>\$7,961</b>	<b>\$675</b>	<b>\$2,603</b>	<b>\$10,177</b>	<b>\$24,027</b>	<b>(\$0)</b>
		\$14	\$75,000	\$75,000	\$151,169	\$47
		<b>\$14</b>	<b>\$75,000</b>	<b>\$75,000</b>	<b>\$151,169</b>	<b>\$47</b>
				\$1,119	\$1,119	



\$0		\$390	\$0		\$10,240	
<b>\$0</b>		<b>\$390</b>	<b>\$0</b>	<b>\$1,119</b>	<b>\$11,359</b>	
					\$20	
\$507	\$675	\$989	\$564	\$604	\$7,072	\$530
		\$487	\$39	\$13	\$694	\$4,935
\$116	\$220	\$359	\$224	\$230	\$2,453	\$146
\$80	\$107	\$158	\$91	\$97	\$1,138	\$79
\$11	\$13	\$18	\$10	\$11	\$119	\$54
<b>\$714</b>	<b>\$1,015</b>	<b>\$2,012</b>	<b>\$927</b>	<b>\$955</b>	<b>\$11,495</b>	<b>\$5,744</b>
<b>(\$64,335)</b>	\$8,011	\$8,751	\$85,958	<b>(\$94,834)</b>	\$68,269	\$719
\$2,340	\$1,504	\$835	\$835	\$1,729	\$20,420	
<b>(\$61,995)</b>	<b>\$9,515</b>	<b>\$9,586</b>	<b>\$86,793</b>	<b>(\$93,105)</b>	<b>\$88,689</b>	<b>\$719</b>
				\$11,700	\$11,700	
				<b>\$11,700</b>	<b>\$11,700</b>	
\$8,675	\$11,375	\$21,188	\$14,500	\$20,686	\$110,411	\$53,730
\$9,562	\$11,033	\$10,000	\$4,738	\$58,285	\$128,081	<b>(\$38,870)</b>
<b>\$18,237</b>	<b>\$22,408</b>	<b>\$31,188</b>	<b>\$19,238</b>	<b>\$78,970</b>	<b>\$238,493</b>	<b>\$14,860</b>
	\$1,285	\$1,550		\$6,812	\$14,499	
	<b>\$1,285</b>	<b>\$1,550</b>		<b>\$6,812</b>	<b>\$14,499</b>	
	\$225	\$450	\$150	\$225	\$3,750	\$375
		\$1			\$157	
\$91	\$126	\$224	\$295	\$207	\$1,832	\$125
				\$1,750	\$1,750	
					\$430	
\$16,623	\$17,912	\$27,906	\$18,394	\$19,438	\$256,822	\$13,975
					\$27	
\$7,655	<b>(\$0)</b>	\$3,670	\$1,988	<b>(\$177)</b>	\$19,969	\$375
\$309	\$323	\$38,529	<b>(\$19,645)</b>	\$168,359	\$249,824	\$30,360
\$3,251	\$2,759	\$4,339	\$3,194	\$3,097	\$49,516	\$2,213
\$2,606	\$2,766	\$4,310	\$2,850	\$3,004	\$40,156	\$2,022
\$377	\$467	\$725	\$465	\$502	\$5,916	\$1,791
<b>\$30,913</b>	<b>\$24,577</b>	<b>\$80,155</b>	<b>\$7,691</b>	<b>\$196,406</b>	<b>\$630,148</b>	<b>\$51,236</b>
\$44					\$382	
\$204,911	\$426,700	\$269,327	\$413,692	\$1,438,946	\$6,007,228	<b>(\$8,360)</b>

\$269						\$2,367	
						\$9,024	
\$183						\$1,491	
\$46						\$406	
						\$5	
<b>\$205,452</b>	<b>\$426,700</b>	<b>\$269,327</b>	<b>\$413,692</b>	<b>\$1,438,946</b>		<b>\$6,020,904</b>	<b>(\$8,360)</b>
						<b>(\$762)</b>	
						<b>(\$762)</b>	
		\$3,130	<b>(\$3,130)</b>			\$0	\$2,280
\$19,938	\$7,369	\$0		\$8,950		\$45,596	\$3,412
<b>\$19,938</b>	<b>\$7,369</b>	<b>\$3,130</b>	<b>(\$3,130)</b>	<b>\$8,950</b>		<b>\$45,596</b>	<b>\$5,692</b>
						\$150	
\$483						\$1,866	
		\$119	\$298	\$355		\$4,162	\$0
\$329						\$1,269	
\$84						\$322	
<b>\$896</b>		<b>\$119</b>	<b>\$298</b>	<b>\$355</b>		<b>\$7,770</b>	<b>\$0</b>
						\$155	
\$4,527		\$60,102	\$40,045	\$519,543		\$1,015,906	<b>(\$86,293)</b>
						\$618	
\$4,989						\$4,989	
						\$420	
						\$107	
<b>\$9,516</b>		<b>\$60,102</b>	<b>\$40,045</b>	<b>\$519,543</b>		<b>\$1,022,194</b>	<b>(\$86,293)</b>
						\$2,519	
						\$135	
						\$1,713	
						\$435	
						<b>\$4,803</b>	
		\$4,468	\$2,516	\$0		\$6,984	
\$4,067			\$2,077	\$12,103		\$37,690	
<b>\$4,067</b>		<b>\$4,468</b>	<b>\$4,593</b>	<b>\$12,103</b>		<b>\$44,674</b>	
				\$28,140		\$28,140	\$0
				<b>\$28,140</b>		<b>\$28,140</b>	<b>\$0</b>
						\$299	\$28
						\$430	
\$12,731	\$14,678	\$23,280	\$15,062	\$16,647		\$192,648	\$13,268
\$21,663	\$1,146	\$4,102	\$78,456	<b>(\$30,480)</b>		\$82,076	\$4,438
\$978	\$476	\$1,019	\$1,289	\$1,206		\$10,900	\$841
\$1,946	\$2,219	\$3,526	\$2,298	\$2,534		\$29,290	\$1,865

\$360	\$450	\$703	\$431	\$485	\$5,599	\$1,984
<b>\$37,677</b>	<b>\$18,968</b>	<b>\$32,631</b>	<b>\$97,536</b>	<b>(\$9,608)</b>	<b>\$321,243</b>	<b>\$22,424</b>
					\$44	
\$36,000	\$29,276	\$156,621	\$294,374	\$683,202	\$2,356,198	\$0
					\$658	
					\$183	
					\$105	
					\$12	
<b>\$36,000</b>	<b>\$29,276</b>	<b>\$156,621</b>	<b>\$294,374</b>	<b>\$683,202</b>	<b>\$2,357,201</b>	<b>\$0</b>
		\$1,331			\$2,101	
			\$3,070	<b>(\$1,535)</b>	\$1,535	
		<b>\$1,331</b>	<b>\$3,070</b>	<b>(\$1,535)</b>	<b>\$3,636</b>	
\$3,781	\$617	\$1,009	\$649	\$701	\$6,757	\$617
\$474		\$74			\$547	
\$5,348	\$2		\$26,469	\$3,268	\$37,127	<b>(\$1,014)</b>
\$2,571	\$520	\$851	\$548	\$592	\$5,082	\$449
\$653	\$107	\$174	\$112	\$121	\$1,168	\$105
<b>\$12,827</b>	<b>\$1,246</b>	<b>\$2,108</b>	<b>\$27,778</b>	<b>\$4,682</b>	<b>\$50,681</b>	<b>\$157</b>
	\$25			\$43,241	\$44,496	<b>(\$41,405)</b>
	<b>\$25</b>			<b>\$43,241</b>	<b>\$44,496</b>	<b>(\$41,405)</b>
\$271	\$228	\$285	\$228	\$228	\$3,265	\$214
			\$28	<b>(\$1)</b>	\$27	
\$184	\$193	\$241	\$193	\$193	\$2,379	\$156
\$47	\$39	\$49	\$39	\$39	\$564	\$36
<b>\$502</b>	<b>\$460</b>	<b>\$575</b>	<b>\$488</b>	<b>\$459</b>	<b>\$6,235</b>	<b>\$406</b>
					\$11	
<b>(\$14,342)</b>	\$0	\$11,000	\$7,325	\$4,908	\$60,869	
<b>(\$14,342)</b>	<b>\$0</b>	<b>\$11,000</b>	<b>\$7,325</b>	<b>\$4,908</b>	<b>\$60,880</b>	
		\$75,000	<b>(\$75,000)</b>		\$1,155	
		<b>\$75,000</b>	<b>(\$75,000)</b>		<b>\$1,155</b>	\$1,688
						<b>\$1,688</b>
\$1,170	\$880	\$1,661	\$1,156	\$1,165	\$13,985	\$899
\$796	\$742	\$1,401	\$975	\$983	\$10,294	\$654
\$202	\$152	\$287	\$200	\$201	\$2,417	\$152
<b>\$2,168</b>	<b>\$1,774</b>	<b>\$3,349</b>	<b>\$2,330</b>	<b>\$2,349</b>	<b>\$26,695</b>	<b>\$1,706</b>
					<b>(\$5,000)</b>	

					(\$5,000)	
	\$1,036	\$0			\$2,836	\$4,428
	<b>\$1,036</b>	<b>\$0</b>			<b>\$2,836</b>	<b>\$4,428</b>
	\$2,765	\$6,400	\$48,922	\$16,233	\$83,957	
	<b>\$2,765</b>	<b>\$6,400</b>	<b>\$48,922</b>	<b>\$16,233</b>	<b>\$83,957</b>	
	\$75	\$150	\$75		\$1,800	
\$69	\$57	\$171		\$163	\$528	
		\$435			\$435	
				\$1,750	\$1,750	
					\$776	
\$7,553	\$8,102	\$12,265	\$8,178	\$8,955	\$125,519	\$7,152
					\$15,652	
\$6,703		\$2,460	\$746	\$1,851	\$14,423	\$749
\$3,293	\$7,154	\$19,554	\$2,894	\$15,741	\$58,222	\$8,007
\$1,716	\$1,495	\$2,681	\$2,332	\$2,512	\$31,795	\$1,520
\$1,192	\$1,258	\$1,915	\$1,291	\$1,413	\$19,861	\$1,052
\$160	\$202	\$290	\$172	\$190	\$2,521	\$829
<b>\$20,686</b>	<b>\$18,343</b>	<b>\$39,921</b>	<b>\$15,689</b>	<b>\$32,574</b>	<b>\$273,281</b>	<b>\$19,309</b>
\$0	\$0	\$0	\$0	\$0	\$0	\$0
\$398,689	\$448,141	\$634,064	\$396,147	\$1,021,859	\$5,904,528	\$4,536
					\$143	
\$1,180					\$1,180	
					\$22	
					\$5	
<b>\$399,869</b>	<b>\$448,141</b>	<b>\$634,064</b>	<b>\$396,147</b>	<b>\$1,021,859</b>	<b>\$5,905,877</b>	<b>\$4,536</b>
					(\$8)	
					(\$8)	
\$974	\$604	\$809	\$757	\$595	\$10,131	\$649
\$662	\$509	\$683	\$639	\$502	\$7,327	\$472

\$168	\$104	\$140	\$131	\$103	\$1,751	\$110
<b>\$1,804</b>	<b>\$1,217</b>	<b>\$1,632</b>	<b>\$1,527</b>	<b>\$1,200</b>	<b>\$19,209</b>	<b>\$1,232</b>
\$2,853	\$4,311	\$11,017	\$74,842	\$10,959	\$221,317	\$12,619
\$3,851	\$7,481	\$5,032	\$7,114	\$9,033	\$40,277	\$5,299
					\$30,100	
					\$1,486	
					\$378	
<b>\$6,704</b>	<b>\$11,793</b>	<b>\$16,050</b>	<b>\$81,956</b>	<b>\$19,992</b>	<b>\$295,742</b>	<b>\$17,918</b>
					\$0	
					\$0	
<b>\$2,050,630</b>	<b>\$2,031,062</b>	<b>\$2,766,025</b>	<b>\$2,560,145</b>	<b>\$7,848,910</b>	<b>\$33,723,346</b>	<b>\$824,379</b>
\$121,043	\$33,654	\$129,948	\$94,495	\$16,897	\$782,710	\$35,678
<b>\$121,043</b>	<b>\$33,654</b>	<b>\$129,948</b>	<b>\$94,495</b>	<b>\$16,897</b>	<b>\$782,710</b>	<b>\$35,678</b>
\$129,000	\$35,867	\$138,492	\$100,708	\$18,008	\$834,167	\$38,024
<b>\$129,000</b>	<b>\$35,867</b>	<b>\$138,492</b>	<b>\$100,708</b>	<b>\$18,008</b>	<b>\$834,167</b>	<b>\$38,024</b>
					\$556,350	
					<b>\$556,350</b>	
<b>\$250,043</b>	<b>\$69,521</b>	<b>\$268,440</b>	<b>\$195,203</b>	<b>\$34,905</b>	<b>\$2,173,227</b>	<b>\$73,702</b>
\$19,529	\$9,781	\$15,520	\$16,909	\$8,493	\$152,589	\$26,552
<b>\$19,529</b>	<b>\$9,781</b>	<b>\$15,520</b>	<b>\$16,909</b>	<b>\$8,493</b>	<b>\$152,589</b>	<b>\$26,552</b>
<b>\$19,529</b>	<b>\$9,781</b>	<b>\$15,520</b>	<b>\$16,909</b>	<b>\$8,493</b>	<b>\$152,589</b>	<b>\$26,552</b>
					(\$243)	
					(\$243)	
					(\$243)	
<b>\$2,320,201</b>	<b>\$2,110,363</b>	<b>\$3,049,985</b>	<b>\$2,772,257</b>	<b>\$7,892,309</b>	<b>\$36,048,919</b>	<b>\$924,634</b>
(\$3,492)	(\$3,492)	(\$3,479)	(\$3,038)	(\$3,939)	(\$46,889)	(\$3,373)
(\$250,043)	(\$69,521)	(\$268,440)	(\$195,203)	(\$34,905)	(\$1,991,771)	(\$73,702)
<b>(\$253,535)</b>	<b>(\$73,013)</b>	<b>(\$271,919)</b>	<b>(\$198,241)</b>	<b>(\$38,844)</b>	<b>(\$2,038,660)</b>	<b>(\$77,075)</b>
<b>(\$253,535)</b>	<b>(\$73,013)</b>	<b>(\$271,919)</b>	<b>(\$198,241)</b>	<b>(\$38,844)</b>	<b>(\$2,038,660)</b>	<b>(\$77,075)</b>
<b>(\$253,535)</b>	<b>(\$73,013)</b>	<b>(\$271,919)</b>	<b>(\$198,241)</b>	<b>(\$38,844)</b>	<b>(\$2,038,660)</b>	<b>(\$77,075)</b>
	(\$460,579)	\$0		(\$460,579)	(\$1,842,316)	
	<b>(\$460,579)</b>	<b>\$0</b>		<b>(\$460,579)</b>	<b>(\$1,842,316)</b>	
	<b>(\$460,579)</b>	<b>\$0</b>		<b>(\$460,579)</b>	<b>(\$1,842,316)</b>	
	<b>(\$460,579)</b>	<b>\$0</b>		<b>(\$460,579)</b>	<b>(\$1,842,316)</b>	

		(\$290,312)			(\$290,312)	
		<b>(\$290,312)</b>			<b>(\$290,312)</b>	
		<b>(\$290,312)</b>			<b>(\$290,312)</b>	
		<b>(\$290,312)</b>			<b>(\$290,312)</b>	
(\$3,213,654)	(\$2,519,986)	(\$1,866,454)	(\$1,936,495)	(\$2,449,648)	(\$26,723,423)	(\$2,791,956)
<b>(\$3,213,654)</b>	<b>(\$2,519,986)</b>	<b>(\$1,866,454)</b>	<b>(\$1,936,495)</b>	<b>(\$2,449,648)</b>	<b>(\$26,723,423)</b>	<b>(\$2,791,956)</b>
\$1,247,481	\$978,235	\$724,529	\$751,706	\$950,898	\$9,773,576	\$1,124,252
<b>\$1,247,481</b>	<b>\$978,235</b>	<b>\$724,529</b>	<b>\$751,706</b>	<b>\$950,898</b>	<b>\$9,773,576</b>	<b>\$1,124,252</b>
<b>(\$1,966,172)</b>	<b>(\$1,541,751)</b>	<b>(\$1,141,926)</b>	<b>(\$1,184,790)</b>	<b>(\$1,498,750)</b>	<b>(\$16,949,847)</b>	<b>(\$1,667,705)</b>
(\$1,350,237)	(\$1,187,751)	(\$955,252)	(\$954,794)	(\$1,074,295)	(\$12,227,633)	(\$1,181,123)
<b>(\$1,350,237)</b>	<b>(\$1,187,751)</b>	<b>(\$955,252)</b>	<b>(\$954,794)</b>	<b>(\$1,074,295)</b>	<b>(\$12,227,633)</b>	<b>(\$1,181,123)</b>
(\$238,681)	(\$245,230)	(\$239,691)	(\$225,602)	(\$241,970)	(\$2,969,551)	(\$207,935)
<b>(\$238,681)</b>	<b>(\$245,230)</b>	<b>(\$239,691)</b>	<b>(\$225,602)</b>	<b>(\$241,970)</b>	<b>(\$2,969,551)</b>	<b>(\$207,935)</b>
<b>(\$1,588,918)</b>	<b>(\$1,432,981)</b>	<b>(\$1,194,943)</b>	<b>(\$1,180,396)</b>	<b>(\$1,316,266)</b>	<b>(\$15,197,184)</b>	<b>(\$1,389,058)</b>
(\$57,124)	(\$50,095)	(\$41,108)	(\$42,091)	(\$46,164)	(\$524,896)	(\$48,743)
<b>(\$57,124)</b>	<b>(\$50,095)</b>	<b>(\$41,108)</b>	<b>(\$42,091)</b>	<b>(\$46,164)</b>	<b>(\$524,896)</b>	<b>(\$48,743)</b>
(\$626,321)	(\$602,618)	(\$546,984)	(\$531,024)	(\$534,155)	(\$6,286,133)	(\$510,385)
<b>(\$626,321)</b>	<b>(\$602,618)</b>	<b>(\$546,984)</b>	<b>(\$531,024)</b>	<b>(\$534,155)</b>	<b>(\$6,286,133)</b>	<b>(\$510,385)</b>
<b>(\$683,445)</b>	<b>(\$652,712)</b>	<b>(\$588,092)</b>	<b>(\$573,115)</b>	<b>(\$580,319)</b>	<b>(\$6,811,029)</b>	<b>(\$559,128)</b>
(\$365)	(\$409)	(\$480)	(\$515)	(\$561)	(\$4,769)	(\$559)
<b>(\$365)</b>	<b>(\$409)</b>	<b>(\$480)</b>	<b>(\$515)</b>	<b>(\$561)</b>	<b>(\$4,769)</b>	<b>(\$559)</b>
(\$3,452)	(\$3,831)	(\$4,502)	(\$4,814)	(\$5,171)	(\$45,249)	(\$5,298)
<b>(\$3,452)</b>	<b>(\$3,831)</b>	<b>(\$4,502)</b>	<b>(\$4,814)</b>	<b>(\$5,171)</b>	<b>(\$45,249)</b>	<b>(\$5,298)</b>
<b>(\$3,817)</b>	<b>(\$4,240)</b>	<b>(\$4,982)</b>	<b>(\$5,329)</b>	<b>(\$5,732)</b>	<b>(\$50,018)</b>	<b>(\$5,857)</b>
<b>(\$4,242,353)</b>	<b>(\$3,631,684)</b>	<b>(\$2,929,942)</b>	<b>(\$2,943,629)</b>	<b>(\$3,401,066)</b>	<b>(\$39,008,078)</b>	<b>(\$3,621,747)</b>
(\$420,556)	(\$835,206)	(\$420,608)	(\$420,550)	(\$420,448)	(\$4,964,274)	(\$434,604)
<b>(\$420,556)</b>	<b>(\$835,206)</b>	<b>(\$420,608)</b>	<b>(\$420,550)</b>	<b>(\$420,448)</b>	<b>(\$4,964,274)</b>	<b>(\$434,604)</b>
<b>(\$420,556)</b>	<b>(\$835,206)</b>	<b>(\$420,608)</b>	<b>(\$420,550)</b>	<b>(\$420,448)</b>	<b>(\$4,964,274)</b>	<b>(\$434,604)</b>
<b>(\$420,556)</b>	<b>(\$835,206)</b>	<b>(\$420,608)</b>	<b>(\$420,550)</b>	<b>(\$420,448)</b>	<b>(\$4,964,274)</b>	<b>(\$434,604)</b>
<b>(\$2,596,243)</b>	<b>(\$2,890,120)</b>	<b>(\$862,796)</b>	<b>(\$790,163)</b>	<b>\$3,571,373</b>	<b>(\$12,094,722)</b>	<b>(\$3,208,792)</b>
(\$688,907)	(\$540,221)	(\$400,113)	(\$415,121)	(\$525,123)	(\$4,678,803)	(\$649,216)
<b>(\$688,907)</b>	<b>(\$540,221)</b>	<b>(\$400,113)</b>	<b>(\$415,121)</b>	<b>(\$525,123)</b>	<b>(\$4,678,803)</b>	<b>(\$649,216)</b>
<b>(\$688,907)</b>	<b>(\$540,221)</b>	<b>(\$400,113)</b>	<b>(\$415,121)</b>	<b>(\$525,123)</b>	<b>(\$4,678,803)</b>	<b>(\$649,216)</b>
(\$555,119)	(\$500,512)	(\$416,645)	(\$412,333)	(\$460,547)	(\$4,235,495)	(\$540,273)
<b>(\$555,119)</b>	<b>(\$500,512)</b>	<b>(\$416,645)</b>	<b>(\$412,333)</b>	<b>(\$460,547)</b>	<b>(\$4,235,495)</b>	<b>(\$540,273)</b>
<b>(\$555,119)</b>	<b>(\$500,512)</b>	<b>(\$416,645)</b>	<b>(\$412,333)</b>	<b>(\$460,547)</b>	<b>(\$4,235,495)</b>	<b>(\$540,273)</b>
(\$238,539)	(\$229,402)	(\$205,473)	(\$200,315)	(\$203,067)	(\$1,910,900)	(\$217,974)
<b>(\$238,539)</b>	<b>(\$229,402)</b>	<b>(\$205,473)</b>	<b>(\$200,315)</b>	<b>(\$203,067)</b>	<b>(\$1,910,900)</b>	<b>(\$217,974)</b>
<b>(\$238,539)</b>	<b>(\$229,402)</b>	<b>(\$205,473)</b>	<b>(\$200,315)</b>	<b>(\$203,067)</b>	<b>(\$1,910,900)</b>	<b>(\$217,974)</b>
(\$1,321)	(\$1,485)	(\$1,745)	(\$1,867)	(\$2,004)	(\$14,256)	(\$2,186)



2023				2023 Total
202302	202303	202304	202305	
	\$9,000	\$9,000	\$0	\$18,000
	<b>\$9,000</b>	<b>\$9,000</b>	<b>\$0</b>	<b>\$18,000</b>
				\$3,065
				<b>\$3,065</b>
	\$5,417	(\$5,417)		\$0
	<b>\$5,417</b>	<b>(\$5,417)</b>		<b>\$0</b>
\$2,337	\$1,956	\$2,726	\$1,833	\$10,676
\$1,701	\$1,424	\$1,984	\$1,334	\$7,769
\$396	\$332	\$462	\$311	\$1,811
<b>\$4,435</b>	<b>\$3,712</b>	<b>\$5,172</b>	<b>\$3,478</b>	<b>\$20,256</b>
\$0	\$18,424	\$0		\$38,402
<b>\$0</b>	<b>\$18,424</b>	<b>\$0</b>		<b>\$38,402</b>
\$2,382	\$297,431	\$5,820	\$594	\$306,512
<b>\$2,382</b>	<b>\$297,431</b>	<b>\$5,820</b>	<b>\$594</b>	<b>\$306,512</b>
\$4,239	\$3,733	\$5,572	\$3,877	\$20,487
		\$18	(\$1)	\$17
\$3,085	\$2,717	\$4,055	\$2,821	\$14,909
\$719	\$633	\$945	\$658	\$3,475
<b>\$8,042</b>	<b>\$7,083</b>	<b>\$10,589</b>	<b>\$7,355</b>	<b>\$38,888</b>



\$17,994	\$13,972	\$30,758	\$21,536	\$100,113
\$322	\$817	\$371	(\$74)	\$2,005
\$3,551	\$118,088	\$35,412	\$75,987	\$203,373
\$12,897	\$10,001	\$14,203	\$9,158	\$57,630
\$3,043	\$2,362	\$4,859	\$3,368	\$16,314
\$45	\$37	\$1,842	\$1,467	\$3,428
<b>\$37,852</b>	<b>\$145,277</b>	<b>\$87,445</b>	<b>\$111,441</b>	<b>\$382,864</b>
	\$2,119	\$0		\$2,119
				(\$4)
	<b>\$2,119</b>	<b>\$0</b>		<b>\$2,115</b>
\$37	\$37	\$37	\$37	\$184
	\$609			\$609
\$0	\$386	\$1,740	\$724	\$2,850
\$539	\$595	\$987	\$864	\$3,634
\$284	\$203	\$1,047	(\$6)	\$1,528
\$393	\$433	\$718	\$628	\$2,644
\$91	\$101	\$167	\$146	\$616
<b>\$1,344</b>	<b>\$2,364</b>	<b>\$4,696</b>	<b>\$2,393</b>	<b>\$12,066</b>
			\$14,034	\$14,034
\$5,754	\$5,223	\$5,895	\$3,519	\$24,520
\$85	\$902	\$46,549	\$102,306	\$213,282
\$393	\$1,338	\$467	\$399	\$3,359
\$4,187	\$3,801	\$4,290	\$2,561	\$17,844
\$976	\$886	\$1,000	\$597	\$4,159
<b>\$11,395</b>	<b>\$12,149</b>	<b>\$58,200</b>	<b>\$123,417</b>	<b>\$277,196</b>

	\$10			\$10
	\$126			\$126
	\$198			\$198
	\$161			\$161
	\$135			\$135
	\$61			\$61
	\$133			\$133
	\$34			\$34
		\$170	\$13	\$183
\$390	\$148		\$269	\$1,327
<b>\$390</b>	<b>\$1,008</b>	<b>\$170</b>	<b>\$282</b>	<b>\$2,369</b>
	\$7,500			\$7,500
	<b>\$7,500</b>			<b>\$7,500</b>
\$232	\$243	\$316	\$140	\$1,144
\$169	\$177	\$230	\$102	\$833
\$39	\$41	\$54	\$24	\$194
<b>\$440</b>	<b>\$460</b>	<b>\$599</b>	<b>\$265</b>	<b>\$2,171</b>
<b>(\$0)</b>	\$3,063	\$0	\$12,461	\$34,113
\$12,829		\$6,318	\$12,366	\$31,513
<b>\$12,829</b>	<b>\$3,063</b>	<b>\$6,318</b>	<b>\$24,827</b>	<b>\$65,626</b>
		\$3,786	\$1,070	\$4,856
		<b>\$3,786</b>	<b>\$1,070</b>	<b>\$4,856</b>
	\$374			\$374

	\$152			\$152
			\$7,923	\$7,923
\$1,421	\$697	\$2,128	\$2,327	\$8,038
		\$4,983		\$4,983
\$1,967	\$438	\$6,074	\$7,080	\$77,414
\$400	\$341	\$1,055	\$1,394	\$3,466
\$213	\$111	\$339	\$382	\$1,259
\$143	\$37	\$111	\$68	\$537
<b>\$4,144</b>	<b>\$2,150</b>	<b>\$14,690</b>	<b>\$19,173</b>	<b>\$104,145</b>
<b>(\$6,706)</b>	\$43,304	\$32,811	\$50,933	\$165,541
<b>(\$2,570)</b>	\$34,088	\$1,486	<b>(\$22)</b>	\$35,364
<b>(\$9,276)</b>	<b>\$77,392</b>	<b>\$34,297</b>	<b>\$50,911</b>	<b>\$200,906</b>
	\$113,354	\$275,894	\$260,212	\$712,667
\$289	\$404	\$12,481	\$7,306	\$26,486
<b>\$289</b>	<b>\$113,758</b>	<b>\$288,375</b>	<b>\$267,518</b>	<b>\$739,153</b>
\$4,784	\$5,645	\$25,025	\$29,939	\$72,372
<b>\$4,784</b>	<b>\$5,645</b>	<b>\$25,025</b>	<b>\$29,939</b>	<b>\$72,372</b>
\$41		\$29	\$22	\$92
				\$550
\$4,492	\$2,624	\$6,282	\$4,992	\$22,036
		\$294	\$828	\$1,122
\$175	\$175	\$217	\$180	\$868
\$627	\$369	\$875	\$696	\$3,074
\$696	\$390	\$980	\$777	\$3,415
<b>\$6,031</b>	<b>\$3,558</b>	<b>\$8,678</b>	<b>\$7,495</b>	<b>\$31,157</b>
\$90,955	\$236,344	\$155,550	\$202,685	\$850,959
<b>\$90,955</b>	<b>\$236,344</b>	<b>\$155,550</b>	<b>\$202,685</b>	<b>\$850,959</b>
		\$1,591		\$2,000
				\$1,591
\$55	\$1,000	<b>(\$4,443)</b>	\$2,199	\$120
<b>\$55</b>	<b>\$1,000</b>	<b>(\$2,852)</b>	<b>\$2,199</b>	<b>\$3,710</b>

\$131	\$146	\$230	\$158	\$758
\$95	\$106	\$167	\$115	\$551
\$22	\$25	\$39	\$27	\$128
<b>\$248</b>	<b>\$277</b>	<b>\$436</b>	<b>\$301</b>	<b>\$1,437</b>
\$261	\$228	\$203	\$105	\$861
\$1,627	\$525	\$450		\$2,632
(\$22)	\$773	\$203	(\$47)	\$1,059
\$190	\$166	\$147	\$76	\$627
\$44	\$39	\$34	\$18	\$146
<b>\$2,100</b>	<b>\$1,731</b>	<b>\$1,037</b>	<b>\$151</b>	<b>\$5,325</b>
\$75	\$75	\$150	\$75	\$450
\$3	\$1	\$2		\$7
			\$78	\$78
\$13	\$13		\$6	\$31
\$12,448	\$11,958	\$21,628	\$14,625	\$71,804
\$1,288	\$1,112	\$1,841	\$1,004	\$6,313
\$5,349	\$4,797	\$8,875	\$6,281	\$29,678
\$2,127	\$2,011	\$3,622	\$2,428	\$12,061
\$1,046	\$1,062	\$1,847	\$1,147	\$6,117
<b>\$22,349</b>	<b>\$21,028</b>	<b>\$37,966</b>	<b>\$25,643</b>	<b>\$126,539</b>
				(\$3,064)
\$4,104	\$14,708	\$4,104	\$5,968	\$31,948
<b>\$4,104</b>	<b>\$14,708</b>	<b>\$4,104</b>	<b>\$5,968</b>	<b>\$28,884</b>
\$48		\$168	\$362	\$577
			\$721	\$721
\$8,031	\$14,242	\$19,243	\$13,178	\$61,617
\$0				\$22
(\$2)	\$400	\$1,982	\$3,714	\$1,494
\$647	\$841	\$440	\$34	\$6,146
				\$2,349

\$1,135	\$1,999	\$2,671	\$1,817	\$8,593
\$1,170	\$2,144	\$3,054	\$2,151	\$9,567
<b>\$11,028</b>	<b>\$19,626</b>	<b>\$27,558</b>	<b>\$21,978</b>	<b>\$91,086</b>
\$184,247	\$746,199	\$296,548	\$826,022	\$2,254,695
<b>\$184,247</b>	<b>\$746,199</b>	<b>\$296,548</b>	<b>\$826,022</b>	<b>\$2,254,695</b>
				\$26
				<b>\$26</b>
				<b>(\$3,064)</b>
\$4,104	\$14,708	\$4,104	\$5,968	\$31,948
<b>\$4,104</b>	<b>\$14,708</b>	<b>\$4,104</b>	<b>\$5,968</b>	<b>\$28,884</b>
\$53		\$62	\$37	\$151
\$13,735	\$17,581	\$24,705	\$17,294	\$82,869
<b>(\$2)</b>	\$400	\$1,302	\$3,141	\$4,893
\$2,613	\$2,931	\$1,815	\$102	\$8,986
\$2,007	\$2,551	\$3,484	\$2,388	\$11,812
\$1,662	\$2,221	\$3,639	\$2,810	\$11,554
<b>\$20,067</b>	<b>\$25,683</b>	<b>\$35,006</b>	<b>\$25,772</b>	<b>\$120,265</b>
\$231,456	\$236,053	\$145,292	\$298,528	\$996,838
				<b>(\$12,000)</b>
<b>\$231,456</b>	<b>\$236,053</b>	<b>\$145,292</b>	<b>\$298,528</b>	<b>\$984,838</b>
		\$400		\$700
		<b>\$400</b>		<b>\$700</b>
\$2,307				\$2,307
<b>\$2,307</b>				<b>\$2,307</b>
\$4,421	\$3,887	\$14,298	\$86,202	\$108,855
<b>\$4,421</b>	<b>\$3,887</b>	<b>\$14,298</b>	<b>\$86,202</b>	<b>\$108,855</b>

		\$1,200	\$2,000	\$3,200
		<b>\$1,200</b>	<b>\$2,000</b>	<b>\$3,200</b>
\$623	\$494	\$647	\$367	\$2,660
		\$433		\$433
\$3,045		\$89	(\$3,151)	\$4,918
\$204	\$193	\$192	\$74	\$809
\$95	\$77	\$97	\$54	\$402
\$56	\$37	\$63	\$43	\$254
<b>\$4,022</b>	<b>\$801</b>	<b>\$1,521</b>	<b>(\$2,612)</b>	<b>\$9,476</b>
\$0	\$9,799	\$27,439	(\$36,094)	\$1,862
<b>\$0</b>	<b>\$9,799</b>	<b>\$27,439</b>	<b>(\$36,094)</b>	<b>\$1,862</b>
\$0	\$5,000	\$5,000	\$33,000	\$96,730
\$9,906	\$2,266	\$23,489	(\$22)	(\$3,231)
<b>\$9,906</b>	<b>\$7,266</b>	<b>\$28,489</b>	<b>\$32,978</b>	<b>\$93,500</b>
	\$8,070		\$800	\$8,870
	<b>\$8,070</b>		<b>\$800</b>	<b>\$8,870</b>
		\$56		\$56
\$225	\$750	\$150	\$300	\$1,800
\$289	\$403	\$407	\$488	\$1,713
\$301		\$576		\$877
\$21,667	\$18,640	\$35,122	\$22,209	\$111,613
\$5,569	\$1,215	\$6,261	\$23,473	\$36,893
\$21,913	\$27,666	\$32,697	\$27,132	\$139,767
\$3,586	\$3,118	\$6,809	\$5,156	\$20,883
\$3,142	\$2,705	\$5,137	\$3,286	\$16,293
\$2,743	\$2,352	\$4,221	\$2,478	\$13,585
<b>\$59,436</b>	<b>\$56,849</b>	<b>\$91,437</b>	<b>\$84,522</b>	<b>\$343,481</b>
\$194,002	\$24,772	\$167,107	\$115,759	\$493,279

<b>\$194,002</b>	<b>\$24,772</b>	<b>\$167,107</b>	<b>\$115,759</b>	<b>\$493,279</b>
\$0				\$2,280
	\$17,989	\$1,707	\$5,788	\$28,895
<b>\$0</b>	<b>\$17,989</b>	<b>\$1,707</b>	<b>\$5,788</b>	<b>\$31,175</b>
\$389	\$182	\$685	\$0	\$1,256
<b>\$389</b>	<b>\$182</b>	<b>\$685</b>	<b>\$0</b>	<b>\$1,256</b>
\$0	\$46,460	\$5,039	(\$5,039)	(\$39,833)
<b>\$0</b>	<b>\$46,460</b>	<b>\$5,039</b>	<b>(\$5,039)</b>	<b>(\$39,833)</b>
(\$2,516)				(\$2,516)
	(\$1,030)		\$1,405	\$375
<b>(\$2,516)</b>	<b>(\$1,030)</b>		<b>\$1,405</b>	<b>(\$2,141)</b>
\$0	\$118,141	\$0	\$0	\$118,141
<b>\$0</b>	<b>\$118,141</b>	<b>\$0</b>	<b>\$0</b>	<b>\$118,141</b>
\$83				\$110
\$17,556	\$14,886	\$25,707	\$14,863	\$86,279
\$17,622	\$1,429	\$3,530	\$225	\$27,244
\$1,144	\$1,065	\$1,592	\$1,171	\$5,812
\$2,469	\$2,098	\$3,612	\$2,099	\$12,143

\$2,619	\$2,199	\$3,854	\$2,172	\$12,828
<b>\$41,492</b>	<b>\$21,676</b>	<b>\$38,294</b>	<b>\$20,529</b>	<b>\$144,416</b>
\$1,384	\$3,000		\$48,447	\$52,831
		\$17,335	\$0	\$17,335
<b>\$1,384</b>	<b>\$3,000</b>	<b>\$17,335</b>	<b>\$48,447</b>	<b>\$70,166</b>
\$794	\$659	\$1,027	\$664	\$3,762
\$684	\$6	\$514	\$0	\$190
\$578	\$480	\$748	\$483	\$2,738
\$135	\$112	\$174	\$113	\$638
<b>\$2,190</b>	<b>\$1,257</b>	<b>\$2,463</b>	<b>\$1,260</b>	<b>\$7,328</b>
\$41,362	\$75	\$25	\$0	\$57
<b>\$41,362</b>	<b>\$75</b>	<b>\$25</b>	<b>\$0</b>	<b>\$57</b>
			\$1,117	\$1,117
\$232	\$243	\$316	\$140	\$1,144
\$169	\$177	\$230	\$102	\$833
\$39	\$41	\$54	\$24	\$194
<b>\$440</b>	<b>\$460</b>	<b>\$599</b>	<b>\$1,381</b>	<b>\$3,287</b>
		\$2,532	\$11,296	\$13,828
		<b>\$2,532</b>	<b>\$11,296</b>	<b>\$13,828</b>
\$1,904	\$928			\$4,519
<b>\$1,904</b>	<b>\$928</b>			<b>\$4,519</b>
\$1,065	\$818	\$1,466	\$1,276	\$5,524
\$775	\$595	\$1,067	\$928	\$4,020
\$181	\$139	\$249	\$216	\$937
<b>\$2,022</b>	<b>\$1,552</b>	<b>\$2,781</b>	<b>\$2,421</b>	<b>\$10,481</b>
			\$10,632	\$10,632



			<b>\$10,632</b>	<b>\$10,632</b>
				\$4,428
				<b>\$4,428</b>
\$34,081	\$18,487		\$200	\$52,768
<b>\$34,081</b>	<b>\$18,487</b>		<b>\$200</b>	<b>\$52,768</b>
\$225		\$75	\$75	\$375
			\$102	\$102
\$9,384	\$7,398	\$14,993	\$11,526	\$50,453
\$870	\$696	\$174	\$0	\$2,488
\$33,010	\$11,682	<b>(\$2,059)</b>	\$8,414	\$59,053
\$2,213	\$2,039	\$2,653	\$2,496	\$10,921
\$1,390	\$1,109	\$2,182	\$1,697	\$7,430
\$1,039	\$753	\$1,859	\$1,326	\$5,808
<b>\$48,130</b>	<b>\$23,677</b>	<b>\$19,877</b>	<b>\$25,636</b>	<b>\$136,629</b>
\$0	\$0	\$0	\$0	\$0
		\$75		\$75
\$147,573	\$359,976	\$281,331	\$622,538	\$1,415,954
<b>\$147,573</b>	<b>\$359,976</b>	<b>\$281,406</b>	<b>\$622,538</b>	<b>\$1,416,029</b>
		\$1,109		\$1,109
		<b>\$1,109</b>		<b>\$1,109</b>
\$460	\$595	\$956	\$1,142	\$3,802
\$335	\$433	\$696	\$831	\$2,767

\$78	\$101	\$162	\$194	\$645
<b>\$872</b>	<b>\$1,129</b>	<b>\$1,814</b>	<b>\$2,167</b>	<b>\$7,214</b>
		\$406	\$232	\$638
\$5,350	\$1,935	\$27,002	\$4,510	\$51,416
\$4,887	\$10,680	\$7,209	\$6,963	\$35,038
		\$295	\$169	\$464
		\$69	\$39	\$108
<b>\$10,237</b>	<b>\$12,615</b>	<b>\$34,981</b>	<b>\$11,913</b>	<b>\$87,665</b>
			\$50,000	\$50,000
			<b>\$50,000</b>	<b>\$50,000</b>
<b>\$1,259,451</b>	<b>\$2,772,885</b>	<b>\$2,004,733</b>	<b>\$3,159,502</b>	<b>\$10,020,951</b>
\$4,948	\$74,012	\$44,960	\$43,446	\$203,044
<b>\$4,948</b>	<b>\$74,012</b>	<b>\$44,960</b>	<b>\$43,446</b>	<b>\$203,044</b>
\$5,390	\$80,625	\$48,977	\$47,329	\$220,345
<b>\$5,390</b>	<b>\$80,625</b>	<b>\$48,977</b>	<b>\$47,329</b>	<b>\$220,345</b>
<b>\$10,338</b>	<b>\$154,637</b>	<b>\$93,937</b>	<b>\$90,775</b>	<b>\$423,389</b>
\$7,471	\$8,205			\$42,228
<b>\$7,471</b>	<b>\$8,205</b>			<b>\$42,228</b>
<b>\$7,471</b>	<b>\$8,205</b>			<b>\$42,228</b>
	(\$442)			(\$442)
	(\$442)			(\$442)
	(\$442)			(\$442)
<b>\$1,277,260</b>	<b>\$2,935,285</b>	<b>\$2,098,670</b>	<b>\$3,250,277</b>	<b>\$10,486,126</b>
(\$3,299)	(\$3,534)	(\$3,507)	(\$3,098)	(\$16,810)
(\$10,338)	(\$154,637)	(\$93,937)	(\$90,775)	(\$423,389)
<b>(\$13,637)</b>	<b>(\$158,171)</b>	<b>(\$97,444)</b>	<b>(\$93,873)</b>	<b>(\$440,199)</b>
<b>(\$13,637)</b>	<b>(\$158,171)</b>	<b>(\$97,444)</b>	<b>(\$93,873)</b>	<b>(\$440,199)</b>
<b>(\$13,637)</b>	<b>(\$158,171)</b>	<b>(\$97,444)</b>	<b>(\$93,873)</b>	<b>(\$440,199)</b>
		(\$468,796)		(\$468,796)
		<b>(\$468,796)</b>		<b>(\$468,796)</b>
		<b>(\$468,796)</b>		<b>(\$468,796)</b>
		<b>(\$468,796)</b>		<b>(\$468,796)</b>

				(\$434)
				(\$434)
				(\$434)
				(\$434)
(\$2,519,809)	(\$2,477,820)	(\$2,313,459)	(\$1,940,780)	(\$12,043,825)
<b>(\$2,519,809)</b>	<b>(\$2,477,820)</b>	<b>(\$2,313,459)</b>	<b>(\$1,940,780)</b>	<b>(\$12,043,825)</b>
\$988,376	\$971,661	\$907,465	\$760,919	\$4,752,672
<b>\$988,376</b>	<b>\$971,661</b>	<b>\$907,465</b>	<b>\$760,919</b>	<b>\$4,752,672</b>
<b>(\$1,531,433)</b>	<b>(\$1,506,159)</b>	<b>(\$1,405,994)</b>	<b>(\$1,179,861)</b>	<b>(\$7,291,152)</b>
(\$1,113,943)	(\$1,118,415)	(\$1,100,119)	(\$982,405)	(\$5,496,004)
<b>(\$1,113,943)</b>	<b>(\$1,118,415)</b>	<b>(\$1,100,119)</b>	<b>(\$982,405)</b>	<b>(\$5,496,004)</b>
(\$189,743)	(\$195,367)	(\$236,721)	(\$226,402)	(\$1,056,168)
<b>(\$189,743)</b>	<b>(\$195,367)</b>	<b>(\$236,721)</b>	<b>(\$226,402)</b>	<b>(\$1,056,168)</b>
<b>(\$1,303,686)</b>	<b>(\$1,313,781)</b>	<b>(\$1,336,840)</b>	<b>(\$1,208,807)</b>	<b>(\$6,552,172)</b>
(\$47,401)	(\$47,689)	(\$47,300)	(\$42,818)	(\$233,951)
<b>(\$47,401)</b>	<b>(\$47,689)</b>	<b>(\$47,300)</b>	<b>(\$42,818)</b>	<b>(\$233,951)</b>
(\$510,575)	(\$525,449)	(\$564,869)	(\$547,098)	(\$2,658,376)
<b>(\$510,575)</b>	<b>(\$525,449)</b>	<b>(\$564,869)</b>	<b>(\$547,098)</b>	<b>(\$2,658,376)</b>
<b>(\$557,976)</b>	<b>(\$573,138)</b>	<b>(\$612,169)</b>	<b>(\$589,916)</b>	<b>(\$2,892,327)</b>
(\$474)	(\$460)	(\$387)	(\$346)	(\$2,225)
<b>(\$474)</b>	<b>(\$460)</b>	<b>(\$387)</b>	<b>(\$346)</b>	<b>(\$2,225)</b>
(\$4,397)	(\$4,290)	(\$3,574)	(\$3,203)	(\$20,762)
<b>(\$4,397)</b>	<b>(\$4,290)</b>	<b>(\$3,574)</b>	<b>(\$3,203)</b>	<b>(\$20,762)</b>
<b>(\$4,870)</b>	<b>(\$4,750)</b>	<b>(\$3,961)</b>	<b>(\$3,549)</b>	<b>(\$22,987)</b>
<b>(\$3,397,966)</b>	<b>(\$3,397,829)</b>	<b>(\$3,358,963)</b>	<b>(\$2,982,133)</b>	<b>(\$16,758,638)</b>
(\$476,143)	(\$452,347)	(\$423,020)	(\$420,958)	(\$2,207,073)
<b>(\$476,143)</b>	<b>(\$452,347)</b>	<b>(\$423,020)</b>	<b>(\$420,958)</b>	<b>(\$2,207,073)</b>
			\$9,343	\$9,343
			<b>\$9,343</b>	<b>\$9,343</b>
<b>(\$476,143)</b>	<b>(\$452,347)</b>	<b>(\$423,020)</b>	<b>(\$411,615)</b>	<b>(\$2,197,730)</b>
<b>(\$476,143)</b>	<b>(\$452,347)</b>	<b>(\$423,020)</b>	<b>(\$411,615)</b>	<b>(\$2,197,730)</b>
<b>(\$2,610,485)</b>	<b>(\$1,073,062)</b>	<b>(\$2,249,986)</b>	<b>(\$237,344)</b>	<b>(\$9,379,670)</b>
(\$570,752)	(\$561,100)	(\$524,029)	(\$439,404)	(\$2,744,501)
<b>(\$570,752)</b>	<b>(\$561,100)</b>	<b>(\$524,029)</b>	<b>(\$439,404)</b>	<b>(\$2,744,501)</b>
<b>(\$570,752)</b>	<b>(\$561,100)</b>	<b>(\$524,029)</b>	<b>(\$439,404)</b>	<b>(\$2,744,501)</b>
(\$485,345)	(\$489,052)	(\$496,637)	(\$448,668)	(\$2,459,975)
<b>(\$485,345)</b>	<b>(\$489,052)</b>	<b>(\$496,637)</b>	<b>(\$448,668)</b>	<b>(\$2,459,975)</b>
<b>(\$485,345)</b>	<b>(\$489,052)</b>	<b>(\$496,637)</b>	<b>(\$448,668)</b>	<b>(\$2,459,975)</b>
(\$207,810)	(\$213,483)	(\$227,913)	(\$219,596)	(\$1,086,776)
<b>(\$207,810)</b>	<b>(\$213,483)</b>	<b>(\$227,913)</b>	<b>(\$219,596)</b>	<b>(\$1,086,776)</b>
<b>(\$207,810)</b>	<b>(\$213,483)</b>	<b>(\$227,913)</b>	<b>(\$219,596)</b>	<b>(\$1,086,776)</b>
(\$1,815)	(\$1,771)	(\$1,476)	(\$1,323)	(\$8,570)

<b>(\$1,815)</b>	<b>(\$1,771)</b>	<b>(\$1,476)</b>	<b>(\$1,323)</b>	<b>(\$8,570)</b>
<b>(\$1,815)</b>	<b>(\$1,771)</b>	<b>(\$1,476)</b>	<b>(\$1,323)</b>	<b>(\$8,570)</b>
<b>(\$1,265,722)</b>	<b>(\$1,265,406)</b>	<b>(\$1,250,054)</b>	<b>(\$1,108,990)</b>	<b>(\$6,299,822)</b>
<b>(\$1,265,722)</b>	<b>(\$1,265,406)</b>	<b>(\$1,250,054)</b>	<b>(\$1,108,990)</b>	<b>(\$6,299,822)</b>
<b>(\$305,786)</b>	<b>(\$280,907)</b>	<b>(\$290,105)</b>	<b>(\$314,759)</b>	<b>(\$1,487,777)</b>
<b>(\$305,786)</b>	<b>(\$280,907)</b>	<b>(\$290,105)</b>	<b>(\$314,759)</b>	<b>(\$1,487,777)</b>
<b>(\$305,786)</b>	<b>(\$280,907)</b>	<b>(\$290,105)</b>	<b>(\$314,759)</b>	<b>(\$1,487,777)</b>
		\$4,355	\$4,107	\$8,462
		\$873	\$97	\$970
		\$3,804	\$3,059	\$6,864
		\$887	\$713	\$1,600
		<b>\$9,919</b>	<b>\$7,976</b>	<b>\$17,895</b>
		<b>\$9,919</b>	<b>\$7,976</b>	<b>\$17,895</b>
<b>(\$305,786)</b>	<b>(\$280,907)</b>	<b>(\$280,187)</b>	<b>(\$306,783)</b>	<b>(\$1,469,882)</b>
\$3,993	\$2,813			\$10,187
<b>(\$23)</b>	\$593			\$676
\$2,889	\$2,479			\$7,905
\$673	\$578			\$1,842
<b>\$7,531</b>	<b>\$6,462</b>			<b>\$20,610</b>
<b>\$7,531</b>	<b>\$6,462</b>			<b>\$20,610</b>
<b>\$7,531</b>	<b>\$6,462</b>			<b>\$20,610</b>
<b>(\$298,255)</b>	<b>(\$274,445)</b>	<b>(\$280,187)</b>	<b>(\$306,783)</b>	<b>(\$1,449,272)</b>
<b>(\$4,174,463)</b>	<b>(\$2,612,912)</b>	<b>(\$3,780,227)</b>	<b>(\$1,653,117)</b>	<b>(\$17,128,763)</b>

<b>kWh Billed Sales:</b>	<u>Jan-20</u>	<u>Feb-20</u>	<u>Mar-20</u>	<u>Apr-20</u>
Residential	307,162,388	279,370,982	254,300,055	256,188,435
Commercial	280,437,184	267,488,342	240,899,320	230,696,554
Industrial	101,363,167	105,565,404	100,652,071	102,548,180
Streetlighting	1,338,641	1,173,106	1,060,995	943,834
<b>Total</b>	<b>690,301,379</b>	<b>653,597,834</b>	<b>596,912,441</b>	<b>590,377,003</b>

<b>MWh Billed Sales:</b>	<u>Jan-20</u>	<u>Feb-20</u>	<u>Mar-20</u>	<u>Apr-20</u>
Residential	307,162	279,371	254,300	256,188
C+I+STL	383,139	374,227	342,612	334,189
<b>Total</b>	<b>690,301</b>	<b>653,598</b>	<b>596,912</b>	<b>590,377</b>

Source: Unbundled Revenue 2020.xlsx (Krystin Johnston)

<b>kWh Billed Sales:</b>	<u>Jan-21</u>	<u>Feb-21</u>	<u>Mar-21</u>	<u>Apr-21</u>
Residential	329,347,416	302,668,602	297,592,295	253,694,292
Commercial	264,593,780	242,257,471	251,141,113	236,564,823
Industrial	102,437,912	100,170,521	107,535,417	107,790,145
Streetlighting	1,205,294	1,005,982	642,432	768,780
<b>Total</b>	<b>697,584,403</b>	<b>646,102,576</b>	<b>656,911,257</b>	<b>598,818,040</b>

<b>MWh Billed Sales:</b>	<u>Jan-21</u>	<u>Feb-21</u>	<u>Mar-21</u>	<u>Apr-21</u>
Residential	329,347	302,669	297,592	253,694
C+I+STL	368,237	343,434	359,319	345,124
<b>Total</b>	<b>697,584</b>	<b>646,103</b>	<b>656,911</b>	<b>598,818</b>

Source: Unbundled Revenue 2021.xlsx (Krystin Johnston)

<b>kWh Billed Sales:</b>	<u>Jan-22</u>	<u>Feb-22</u>	<u>Mar-22</u>	<u>Apr-22</u>
Residential	337,333,012	329,742,153	285,379,474	255,352,192
Commercial	269,327,106	259,271,856	242,513,266	233,758,788
Industrial	104,855,959	105,732,814	103,459,357	108,354,883
Streetlighting	1,093,360	913,185	884,532	743,237
<b>Total</b>	<b>712,609,437</b>	<b>695,660,007</b>	<b>632,236,629</b>	<b>598,209,100</b>

<b>MWh Billed Sales:</b>	<u>Jan-22</u>	<u>Feb-22</u>	<u>Mar-22</u>	<u>Apr-22</u>
Residential	337,333	329,742	285,379	255,352
C+I+STL	375,276	365,918	346,857	342,857
<b>Total</b>	<b>712,609</b>	<b>695,660</b>	<b>632,237</b>	<b>598,209</b>

Source: Unbundled Revenue 2022.xlsx (Krystin Johnston)

<b>kWh Billed Sales:</b>	<u>Jan-23</u>	<u>Feb-23</u>	<u>Mar-23</u>	<u>Apr-23</u>
Residential	316,690,575	278,415,694	273,707,231	255,623,863
Commercial	263,547,833	236,753,659	238,562,082	242,261,903
Industrial	106,328,955	101,370,723	104,138,112	111,176,917
Streetlighting	1,066,360	885,394	863,738	719,887
<b>Total</b>	<b>687,633,723</b>	<b>617,425,471</b>	<b>617,271,163</b>	<b>609,782,570</b>

<b>MWh Billed Sales:</b>	<u>Jan-23</u>	<u>Feb-23</u>	<u>Mar-23</u>	<u>Apr-23</u>
Residential	316,691	278,416	273,707	255,624
C+I+STL	370,943	339,010	343,564	354,159
<b>Total</b>	<b>687,634</b>	<b>617,425</b>	<b>617,271</b>	<b>609,783</b>

Source: Unbundled Revenue 2023.xlsx (Krystin Johnston)/EE Forecast [Forecast Billed Sales]

<b>kWh Billed Sales:</b>	<u>Jan-24</u>	<u>Feb-24</u>	<u>Mar-24</u>	<u>Apr-24</u>
Residential	353,172,110	301,305,785	282,532,857	251,008,811
Commercial	263,455,494	241,780,620	250,740,328	222,117,916
Industrial	94,168,401	108,064,325	104,481,791	104,523,558
Streetlighting	1,280,805	1,043,142	881,859	759,313
<b>Total</b>	<b>712,076,811</b>	<b>652,193,872</b>	<b>638,636,835</b>	<b>578,409,598</b>

<b>MWh Billed Sales:</b>	<u>Jan-24</u>	<u>Feb-24</u>	<u>Mar-24</u>	<u>Apr-24</u>
Residential	353,172	301,306	282,533	251,009
C+I+STL	358,905	350,888	356,104	327,401
<b>Total</b>	<b>712,077</b>	<b>652,194</b>	<b>638,637</b>	<b>578,410</b>

Source: EE Forecast [Forecast Billed Sales]

<b>kWh Billed Sales:</b>	<u>Jan-25</u>	<u>Feb-25</u>	<u>Mar-25</u>	<u>Apr-25</u>
Residential	355,332,372	293,129,161	284,313,682	252,673,456
Commercial	262,139,150	232,033,476	249,228,152	220,533,958
Industrial	93,591,287	103,909,992	103,850,579	103,888,463
Streetlighting	1,277,217	1,039,554	878,271	755,725
<b>Total</b>	<b>712,340,026</b>	<b>630,112,183</b>	<b>638,270,683</b>	<b>577,851,601</b>

<b>MWh Billed Sales:</b>	<u>Jan-25</u>	<u>Feb-25</u>	<u>Mar-25</u>	<u>Apr-25</u>
Residential	355,332	293,129	284,314	252,673
C+I+STL	357,008	336,983	353,957	325,178
<b>Total</b>	<b>712,340</b>	<b>630,112</b>	<b>638,271</b>	<b>577,852</b>

Source: EE Forecast [Forecast Billed Sales]

<b>kWh Billed Sales:</b>	<u>Jan-26</u>	<u>Feb-26</u>	<u>Mar-26</u>	<u>Apr-26</u>
Residential	357,583,705	295,060,542	286,191,465	254,412,154
Commercial	259,896,366	229,738,765	246,798,815	227,622,637
Industrial	92,879,538	103,164,483	103,069,354	103,102,836
Streetlighting	1,270,266	1,032,603	871,319	748,773
<b>Total</b>	<b>711,629,875</b>	<b>628,996,393</b>	<b>636,930,953</b>	<b>585,886,399</b>

<b>MWh Billed Sales:</b>	<u>Jan-26</u>	<u>Feb-26</u>	<u>Mar-26</u>	<u>Apr-26</u>
Residential	357,584	295,061	286,191	254,412
C+I+STL	354,046	333,936	350,739	331,474
<b>Total</b>	<b>711,630</b>	<b>628,996</b>	<b>636,931</b>	<b>585,886</b>

Source: EE Forecast [Forecast Billed Sales]

<u>May-20</u>	<u>Jun-20</u>	<u>Jul-20</u>	<u>Aug-20</u>	<u>Sep-20</u>	<u>Oct-20</u>
249,538,224	264,031,819	346,990,473	364,713,419	278,678,808	235,455,749
213,872,390	231,112,225	281,940,671	277,048,962	265,075,274	238,769,042
98,600,359	105,886,222	115,832,087	117,666,429	121,543,846	112,245,133
785,894	762,281	789,120	887,697	1,007,635	1,141,980
562,796,867	601,792,547	745,552,351	760,316,506	666,305,562	587,611,904

<u>May-20</u>	<u>Jun-20</u>	<u>Jul-20</u>	<u>Aug-20</u>	<u>Sep-20</u>	<u>Oct-20</u>
249,538	264,032	346,990	364,713	278,679	235,456
313,259	337,761	398,562	395,603	387,627	352,156
562,797	601,793	745,552	760,317	666,306	587,612

<u>May-21</u>	<u>Jun-21</u>	<u>Jul-21</u>	<u>Aug-21</u>	<u>Sep-21</u>	<u>Oct-21</u>
216,512,264	271,882,719	321,183,537	314,792,477	324,208,498	228,233,621
216,648,158	252,437,483	275,579,715	273,173,671	284,410,408	235,765,284
104,616,631	114,184,865	117,190,573	123,913,381	126,431,083	111,751,250
753,144	731,377	751,923	761,986	849,496	949,137
538,530,196	639,236,445	714,705,748	712,641,515	735,899,484	576,699,292

<u>May-21</u>	<u>Jun-21</u>	<u>Jul-21</u>	<u>Aug-21</u>	<u>Sep-21</u>	<u>Oct-21</u>
216,512	271,883	321,184	314,792	324,208	228,234
322,018	367,354	393,522	397,849	411,691	348,466
538,530	639,236	714,706	712,642	735,899	576,699

<u>May-22</u>	<u>Jun-22</u>	<u>Jul-22</u>	<u>Aug-22</u>	<u>Sep-22</u>	<u>Oct-22</u>
240,425,120	254,948,604	304,425,812	372,382,403	292,011,118	216,277,253
233,206,535	247,343,036	268,623,292	300,067,575	270,547,049	225,210,321
113,000,716	114,933,774	115,854,941	128,939,839	124,001,032	111,066,503
657,343	590,004	632,155	713,833	802,761	943,458
587,289,714	617,815,418	689,536,200	802,103,650	687,361,960	553,497,535

<u>May-22</u>	<u>Jun-22</u>	<u>Jul-22</u>	<u>Aug-22</u>	<u>Sep-22</u>	<u>Oct-22</u>
240,425	254,949	304,426	372,382	292,011	216,277
346,865	362,867	385,110	429,721	395,351	337,220
587,290	617,815	689,536	802,104	687,362	553,498



<u>May-23</u>	<u>Jun-23</u>	<u>Jul-23</u>	<u>Aug-23</u>	<u>Sep-23</u>	<u>Oct-23</u>
214,343,489	248,780,308	330,853,409	311,872,267	242,673,664	239,414,163
218,862,244	269,917,187	290,788,918	282,602,992	254,547,341	245,576,146
107,119,920	114,283,292	108,922,228	119,668,652	110,182,134	114,597,941
645,155	583,735	639,541	661,315	806,442	1,038,763
540,970,809	633,564,523	731,204,097	714,805,225	608,209,580	600,627,013

<u>May-23</u>	<u>Jun-23</u>	<u>Jul-23</u>	<u>Aug-23</u>	<u>Sep-23</u>	<u>Oct-23</u>
214,343	248,780	330,853	311,872	242,674	239,414
326,627	384,784	400,351	402,933	365,536	361,213
540,971	633,565	731,204	714,805	608,210	600,627

Sales]

<u>May-24</u>	<u>Jun-24</u>	<u>Jul-24</u>	<u>Aug-24</u>	<u>Sep-24</u>	<u>Oct-24</u>
235,107,923	270,716,077	339,124,346	323,740,233	255,505,684	236,586,117
239,222,780	263,312,927	283,756,184	276,634,847	244,723,822	244,529,258
106,871,200	113,129,187	119,244,628	116,977,460	109,284,472	115,554,311
616,381	563,798	651,792	685,074	894,631	1,043,142
581,818,284	647,721,989	742,776,950	718,037,614	610,408,610	597,712,829

<u>May-24</u>	<u>Jun-24</u>	<u>Jul-24</u>	<u>Aug-24</u>	<u>Sep-24</u>	<u>Oct-24</u>
235,108	270,716	339,124	323,740	255,506	236,586
346,710	377,006	403,653	394,297	354,903	361,127
581,818	647,722	742,777	718,038	610,409	597,713

<u>May-25</u>	<u>Jun-25</u>	<u>Jul-25</u>	<u>Aug-25</u>	<u>Sep-25</u>	<u>Oct-25</u>
236,415,630	272,109,830	340,723,204	325,291,876	256,907,801	238,173,723
237,462,218	261,500,915	281,866,273	274,611,637	242,411,036	232,497,363
106,170,045	112,340,360	118,386,792	116,103,809	108,488,985	114,783,752
612,793	560,210	648,204	681,486	891,043	1,039,554
580,660,685	646,511,315	741,624,472	716,688,808	608,698,866	586,494,393

<u>May-25</u>	<u>Jun-25</u>	<u>Jul-25</u>	<u>Aug-25</u>	<u>Sep-25</u>	<u>Oct-25</u>
236,416	272,110	340,723	325,292	256,908	238,174
344,245	374,401	400,901	391,397	351,791	348,321
580,661	646,511	741,624	716,689	608,699	586,494




<u>May-26</u>	<u>Jun-26</u>	<u>Jul-26</u>	<u>Aug-26</u>	<u>Sep-26</u>	<u>Oct-26</u>
237,775,083	273,579,411	342,431,239	326,934,457	258,331,143	239,758,725
238,063,347	258,941,183	279,338,107	272,083,525	239,746,681	229,775,192
105,317,798	111,412,122	117,392,928	115,100,976	107,565,339	113,885,954
605,841	553,258	641,252	674,534	884,091	1,032,603
581,762,069	644,485,975	739,803,526	714,793,491	606,527,255	584,452,473

<u>May-26</u>	<u>Jun-26</u>	<u>Jul-26</u>	<u>Aug-26</u>	<u>Sep-26</u>	<u>Oct-26</u>
237,775	273,579	342,431	326,934	258,331	239,759
343,987	370,907	397,372	387,859	348,196	344,694
581,762	644,486	739,804	714,793	606,527	584,452




<u>Nov-20</u>	<u>Dec-20</u>	<u>12 Month Total</u>
240,345,369	296,616,899	3,373,392,618
224,832,635	251,498,260	3,003,670,859
106,778,654	105,553,762	1,294,235,314
1,194,452	1,315,114	12,400,749
<hr/> 573,151,110	<hr/> 654,984,035	<hr/> 7,683,699,539

<u>Nov-20</u>	<u>Dec-20</u>	<u>12 Month Total</u>
240,345	296,617	3,373,393
332,806	358,367	4,310,307
<hr/> 573,151	<hr/> 654,984	<hr/> 7,683,700



<u>Nov-21</u>	<u>Dec-21</u>	<u>12 Month Total</u>
234,968,062	298,009,180	3,393,092,962
239,268,740	253,451,233	3,025,291,880
109,284,443	106,651,092	1,331,957,313
1,055,858	922,873	10,398,281
<hr/> 584,577,103	<hr/> 659,034,379	<hr/> 7,760,740,436

<u>Nov-21</u>	<u>Dec-21</u>	<u>12 Month Total</u>
234,968	298,009	3,393,093
349,609	361,025	4,367,647
<hr/> 584,577	<hr/> 659,034	<hr/> 7,760,740



<u>Nov-22</u>	<u>Dec-22</u>	<u>12 Month Total</u>
224,389,798	283,850,202	3,396,517,140
222,882,740	248,944,468	3,021,696,032
108,278,331	109,765,998	1,348,244,146
1,009,266	1,083,399	10,066,533
<hr/> 556,560,135	<hr/> 643,644,068	<hr/> 7,776,523,851

<u>Nov-22</u>	<u>Dec-22</u>	<u>12 Month Total</u>
224,390	283,850	3,396,517
332,170	359,794	4,380,007
<hr/> 556,560	<hr/> 643,644	<hr/> 7,776,524

<u>Nov-23</u>	<u>Dec-23</u>	<u>12 Month Total</u>
258,025,574	325,470,342	3,295,870,578
237,589,025	263,083,295	3,044,092,626
104,119,305	98,588,645	1,300,496,823
1,038,758	1,195,328	10,144,417
600,772,663	688,337,610	7,650,604,445

<u>Nov-23</u>	<u>Dec-23</u>	<u>12 Month Total</u>
258,026	325,470	3,295,871
342,747	362,867	4,354,734
600,773	688,338	7,650,604

<u>Nov-24</u>	<u>Dec-24</u>	<u>12 Month Total</u>
259,469,666	329,220,567	3,437,490,177
234,370,087	255,401,455	3,020,045,719
104,553,670	97,874,479	1,294,727,481
1,043,142	1,159,004	10,622,084
599,436,566	683,655,504	7,762,885,461

<u>Nov-24</u>	<u>Dec-24</u>	<u>12 Month Total</u>
259,470	329,221	3,437,490
339,967	354,435	4,325,395
599,437	683,656	7,762,885


<u>Nov-25</u>	<u>Dec-25</u>	<u>12 Month Total</u>
261,171,291	330,975,900	3,447,217,926
228,742,028	252,883,508	2,975,909,714
103,792,877	97,136,086	1,282,443,026
1,039,554	1,155,416	10,579,026
594,745,750	682,150,909	7,716,149,691

<u>Nov-25</u>	<u>Dec-25</u>	<u>12 Month Total</u>
261,171	330,976	3,447,218
333,574	351,175	4,268,932
594,746	682,151	7,716,150



<u>Nov-26</u>	<u>Dec-26</u>	<u>Total</u>
262,843,306	332,720,294	3,467,621,523
226,133,829	250,257,914	2,958,396,360
102,908,102	96,289,952	1,272,089,382
1,032,603	1,148,464	10,495,606
592,917,839	680,416,624	7,708,602,872

<u>Nov-26</u>	<u>Dec-26</u>	<u>Total</u>
262,843	332,720	3,467,622
330,075	347,696	4,240,981
592,918	680,417	7,708,603



	<u>Jan-26</u>	<u>Feb-26</u>	<u>Mar-26</u>	<u>Apr-26</u>	<u>May-26</u>	<u>Jun-26</u>	<u>Jul-26</u>
Annual	8.25%	8.25%	8.25%	8.25%	8.25%	8.25%	8.25%
Monthly	0.6875%	0.6875%	0.6875%	0.6875%	0.6875%	0.6875%	0.6875%

	<u>Jan-25</u>	<u>Feb-25</u>	<u>Mar-25</u>	<u>Apr-25</u>	<u>May-25</u>	<u>Jun-25</u>	<u>Jul-25</u>
Annual	8.25%	8.25%	8.25%	8.25%	8.25%	8.25%	8.25%
Monthly	0.6875%	0.6875%	0.6875%	0.6875%	0.6875%	0.6875%	0.6875%

	<u>Jan-24</u>	<u>Feb-24</u>	<u>Mar-24</u>	<u>Apr-24</u>	<u>May-24</u>	<u>Jun-24</u>	<u>Jul-24</u>
Annual	8.25%	8.25%	8.25%	8.25%	8.25%	8.25%	8.25%
Monthly	0.6875%	0.6875%	0.6875%	0.6875%	0.6875%	0.6875%	0.6875%

	<u>Jan-23</u>	<u>Feb-23</u>	<u>Mar-23</u>	<u>Apr-23</u>	<u>May-23</u>	<u>Jun-23</u>	<u>Jul-23</u>
Annual	7.50%	7.74%	7.82%	8.00%	8.23%	8.25%	8.25%
Monthly	0.6250%	0.6450%	0.6517%	0.6667%	0.6858%	0.6875%	0.6875%

	<u>Jan-22</u>	<u>Feb-22</u>	<u>Mar-22</u>	<u>Apr-22</u>	<u>May-22</u>	<u>Jun-22</u>	<u>Jul-22</u>
Annual	3.25%	3.25%	3.37%	3.50%	3.94%	4.38%	4.85%
Monthly	0.2708%	0.2708%	0.2808%	0.2917%	0.3283%	0.3650%	0.4042%

	<u>Jan-21</u>	<u>Feb-21</u>	<u>Mar-21</u>	<u>Apr-21</u>	<u>May-21</u>	<u>Jun-21</u>	<u>Jul-21</u>
Annual	3.25%	3.25%	3.25%	3.25%	3.25%	3.25%	3.25%
Monthly	0.2708%	0.2708%	0.2708%	0.2708%	0.2708%	0.2708%	0.2708%

	<u>Jan-20</u>	<u>Feb-20</u>	<u>Mar-20</u>	<u>Apr-20</u>	<u>May-20</u>	<u>Jun-20</u>	<u>Jul-20</u>
Annual	4.75%	4.75%	3.78%	3.25%	3.25%	3.25%	3.25%
Monthly	0.3958%	0.3958%	0.3150%	0.2708%	0.2708%	0.2708%	0.2708%

	<u>Jan-19</u>	<u>Feb-19</u>	<u>Mar-19</u>	<u>Apr-19</u>	<u>May-19</u>	<u>Jun-19</u>	<u>Jul-19</u>
Annual	5.50%	5.50%	5.50%	5.50%	5.50%	5.50%	5.50%
Monthly	0.4583%	0.4583%	0.4583%	0.4583%	0.4583%	0.4583%	0.4583%

	<u>Jan-18</u>	<u>Feb-18</u>	<u>Mar-18</u>	<u>Apr-18</u>	<u>May-18</u>	<u>Jun-18</u>	<u>Jul-18</u>
Annual							
Monthly							



Close Window

H15/H
H15/H
H15/H15/RIFSPBLP_N.M
H15/H15/RIFSPBLP_N.M
H15/H15/RIFSPBLP_N.M
H15/H15/RIFSPBLP_N.M
H15/H15/RIFSPBLP_N.M
H15/H15/RIFSPBLP_N.M
H15/H15/RIFSPBLP_N.M
H15/H15/RIFSPBLP_N.M
H15/H15/RIFSPBLP_N.M
H15/H15/RIFSPBLP_N.M
H15/H15/RIFSPBLP_N.M
H15/H15/RIFSPBLP_N.M
H15/H15/RIFSPBLP_N.M
H15/H15/RIFSPBLP_N.M
H15/H15/RIFSPBLP_N.M
H15/H15/RIFSPBLP_N.M
H15/H15/RIFSPBLP_N.M
H15/H15/RIFSPBLP_N.M
H15/H15/RIFSPBLP_N.M
H15/H15/RIFSPBLP_N.M
H15/H15/RIFSPBLP_N.M
H15/H15/RIFSPBLP_N.M

Close Window

[IFSPBLP\\_N.M](#)

<u>Aug-26</u>	<u>Sep-26</u>	<u>Oct-26</u>	<u>Nov-26</u>	<u>Dec-26</u>
8.25%	8.25%	8.25%	8.25%	8.25%
0.6875%	0.6875%	0.6875%	0.6875%	0.6875%

forecast

<u>Aug-25</u>	<u>Sep-25</u>	<u>Oct-25</u>	<u>Nov-25</u>	<u>Dec-25</u>
8.25%	8.25%	8.25%	8.25%	8.25%
0.6875%	0.6875%	0.6875%	0.6875%	0.6875%

forecast

<u>Aug-24</u>	<u>Sep-24</u>	<u>Oct-24</u>	<u>Nov-24</u>	<u>Dec-24</u>
8.25%	8.25%	8.25%	8.25%	8.25%
0.6875%	0.6875%	0.6875%	0.6875%	0.6875%

forecast

<u>Aug-23</u>	<u>Sep-23</u>	<u>Oct-23</u>	<u>Nov-23</u>	<u>Dec-23</u>
8.25%	8.25%	8.25%	8.25%	8.25%
0.6875%	0.6875%	0.6875%	0.6875%	0.6875%

**CY 2023 Summary** February 2, 2023 rate increase  
 March 23, 2023 rate increased  
 May 4, 2023 rate increased to

<u>Aug-22</u>	<u>Sep-22</u>	<u>Oct-22</u>	<u>Nov-22</u>	<u>Dec-22</u>
5.50%	5.73%	6.25%	6.95%	7.27%
0.4583%	0.4775%	0.5208%	0.5792%	0.6058%

**CY 2022 Summary** March 17, 2022 rate increased  
 May 5, 2022 rate increased to  
 June 16, 2022 rate increased to  
 July 28, 2022 rate increased to  
 September 22, 2022 rate incre  
 November 3, 2022 rate increa  
 December 15, 2022 rate increa

<u>Aug-21</u>	<u>Sep-21</u>	<u>Oct-21</u>	<u>Nov-21</u>	<u>Dec-21</u>
3.25%	3.25%	3.25%	3.25%	3.25%
0.2708%	0.2708%	0.2708%	0.2708%	0.2708%

<u>Aug-20</u>	<u>Sep-20</u>	<u>Oct-20</u>	<u>Nov-20</u>	<u>Dec-20</u>
3.25%	3.25%	3.25%	3.25%	3.25%
0.2708%	0.2708%	0.2708%	0.2708%	0.2708%

<u>Aug-19</u>	<u>Sep-19</u>	<u>Oct-19</u>	<u>Nov-19</u>	<u>Dec-19</u>
5.25%	5.15%	4.99%	4.75%	4.75%
0.4375%	0.4292%	0.4158%	0.3958%	0.3958%

<u>Aug-18</u>	<u>Sep-18</u>	<u>Oct-18</u>	<u>Nov-18</u>	<u>Dec-18</u>
		5.25%	5.25%	5.35%
		0.4375%	0.4375%	0.4458%

pi=400&rel=H15&preview=H15/H15/RIFSPBLP\_N.M




H15/RIF SPBLP_N.M	Unit
H15/RIF SPBLP_N.M	Unit Multiplier
Unique ID	Time Period
	2023-05
	2023-04
	2023-03
	2023-02
	2023-01
	2022-12
	2022-11
	2022-10
	2022-09
	2022-08
	2022-07
	2022-06
	2022-05
	2022-04
	2022-03
	2022-02
	2022-01
	2021-12
	2021-11
	2021-10






**Average majority prime rate charged by banks on short-term loans to business, quoted on an investment basis**


Percent: Per_Year	
1	
Value	
	8.23
	8.00
	7.82
	7.74
	7.50
	7.27
	6.95
	6.25
	5.73
	5.50
	4.85
	4.38
	3.94
	3.50
	3.37
	3.25
	3.25
	3.25
	3.25
	3.25





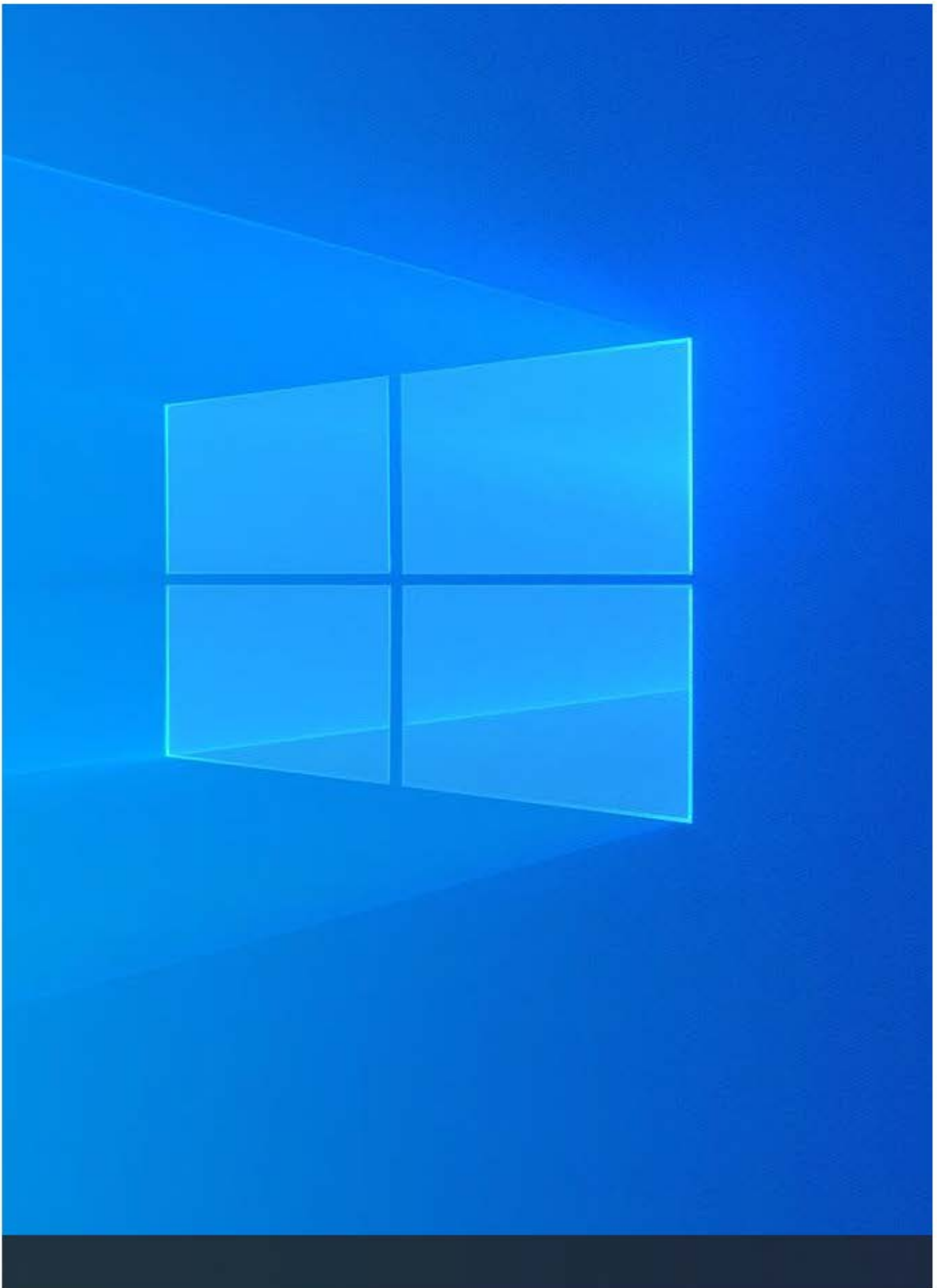
2:27 PM 6/20/2023 [16] [Windows logo] [Search icon] [Task View icon] [Google Chrome icon] [File Explorer icon] [Microsoft Teams icon] [System tray icons: Network, Volume, Bluetooth, Microsoft Teams, Adobe Reader, Microsoft Excel]


















Line #	Description	2024 Savings (MWH)	2024 Savings (kW)	Forecast Sales (%)	Total Budget (No PI)
1	Residential	11,037.349		44.3%	\$ 22,545,309.82
2	Commercial	63,960.871	9,676.150	55.7%	\$ 18,123,166.17
3	Total	74,998.220			\$ 40,668,475.99

		2025 Savings (MWH)	2025 Savings (kW)	Forecast Sales (%)	INPUT
					Total Budget (No PI)
4	Residential	12,555.750		44.7%	\$ 24,364,722.88
5	Commercial	61,744.484	9,069.236	55.3%	\$ 17,607,676.53
6		74,300.234			\$ 41,972,399.41

		2026 Savings (MWH)	2026 Savings (kW)	Forecast Sales (%)	INPUT
					Total Budget (No PI)
7	Residential	13,714.182		45.0%	\$ 25,860,940.11
8	Commercial	60,371.601	8,854.893	55.0%	\$ 17,566,168.81
9		74,085.784			\$ 43,427,108.91

10           \*\* PI Factor =           5.50%

11           Low Income           20.00%

Source: James Butler

Summary: 2024 to 2026 Plan

12	Residential	37,307.281		\$ 72,770,972.81
13	Commercial	<u>186,076.956</u>	27,600.279	<u>\$ 53,297,011.51</u>
14		223,384.237		\$ 126,067,984.32

				INPUT
	2023 Savings (MWH)	2023 Savings (kW)	Forecast Sales (%)	Total Budget (No PI)
15	Residential	11,012.907	43.0%	\$ 23,289,004.81
16	Commercial	46,462.788	57.0%	\$ 21,408,759.53
17				\$ 44,697,764.34

**New Ham  
Public Service Com**

		INPUT		
Total Performance Incentive	Total Budget (With PI)	HEA (No PI)	HEA Performance Incentive	HEA (With PI)
\$ 1,239,992.04	\$ 23,785,301.86	\$ 4,572,291.01	\$ 251,476.01	\$ 4,823,767.02
\$ 995,124.14	\$ 19,118,290.31	\$ 5,547,498.41	\$ 305,112.41	\$ 5,852,610.82
\$ 2,235,116.18	\$ 42,903,592.17	\$ 10,119,789.42	\$ 556,588.42	\$ 10,676,377.84

Total Performance Incentive	Total Budget (With PI)	HEA (No PI)	HEA Performance Incentive	HEA (With PI)
\$ 1,340,059.76	\$ 25,704,782.64	\$ 4,949,386.87	\$ 272,216.28	\$ 5,221,603.15
\$ 966,772.21	\$ 18,574,448.74	\$ 5,952,643.43	\$ 327,395.39	\$ 6,280,038.82
\$ 2,306,831.97	\$ 44,279,231.38	\$ 10,902,030.30	\$ 599,611.67	\$ 11,501,641.97

Total Performance Incentive	Total Budget (With PI)	HEA (No PI)	HEA Performance Incentive	HEA (With PI)
\$ 1,422,351.71	\$ 27,283,291.81	\$ 5,260,696.65	\$ 289,338.32	\$ 5,550,034.96
\$ 964,489.28	\$ 18,530,658.09	\$ 6,183,274.71	\$ 340,080.11	\$ 6,523,354.82
\$ 2,386,840.99	\$ 45,813,949.90	\$ 11,443,971.36	\$ 629,418.42	\$ 12,073,389.79

\$ 4,002,403.50	\$ 76,773,376.31	\$ 14,782,374.53	\$ 813,030.60	\$ 15,595,405.13
\$ 2,926,385.63	\$ 56,223,397.14	\$ 17,683,416.55	\$ 972,587.91	\$ 18,656,004.46
\$ 6,928,789.14	\$ 132,996,773.46	\$ 32,465,791.09	\$ 1,785,618.51	\$ 34,251,409.59

<b>Total Performance Incentive</b>	<b>Total Budget (With PI)</b>	<b>HEA (No PI)</b>	<b>HEA Performance Incentive</b>	<b>HEA (With PI)</b>
\$ 1,280,895.26	\$ 24,569,900.07	\$ 8,398,583.04	\$ 461,922.07	\$ 8,860,505.11
\$ 1,175,831.77	\$ 22,584,591.30	\$ 11,497,945.56	\$ 632,387.01	\$ 12,130,332.56
\$ 2,456,727.04	\$ 47,154,491.38	\$ 19,896,528.60	\$ 1,094,309.07	\$ 20,990,837.67

**psire Statewide Energy Efficiency Plan**  
**pany of New Hampshire d/b/a Eversource Energy**  
**2024-2026**

**Target Savings and Budget**

**New Calculation**

**2024 PROGRAM YEAR**

INPUT			INPUT	INPUT
Total Budget (No PI)	Total Performance Incentive	Total Budget (With PI)	RGGI Funding (With PI)	HEA Carryforward
\$ 27,117,600.83	\$ 1,491,468.05	\$ 28,609,068.88	\$ 340,594.26	\$ 339,960.77
\$ 23,670,664.58	\$ 1,300,236.55	\$ 24,970,901.13	\$ 1,530,457.85	\$ 427,772.78
\$ 50,788,265.41	\$ 2,791,704.60	\$ 53,579,970.01	\$ 1,871,052.11	\$ 767,733.55

**2025 PROGRAM YEAR**

			INPUT	INPUT
Total Budget (No PI)	Total Performance Incentive	Total Budget (With PI)	RGGI Funding (With PI)	HEA Carryforward
\$ 29,314,109.75	\$ 1,612,276.04	\$ 30,926,385.79	\$ 321,948.59	\$ 568,905.62
\$ 23,560,319.96	\$ 1,294,167.60	\$ 24,854,487.56	\$ 1,530,457.85	\$ 704,515.74
\$ 52,874,429.71	\$ 2,906,443.63	\$ 55,780,873.35	\$ 1,852,406.44	\$ 1,273,421.36

**2026 PROGRAM YEAR**

			INPUT	INPUT
Total Budget (No PI)	Total Performance Incentive	Total Budget (With PI)	RGGI Funding (With PI)	HEA Carryforward
\$ 31,121,636.75	\$ 1,711,690.02	\$ 32,833,326.78	\$ 386,260.37	\$ 704,473.39
\$ 23,749,443.52	\$ 1,304,569.39	\$ 25,054,012.92	\$ 1,530,457.85	\$ 861,587.25
\$ 54,871,080.28	\$ 3,016,259.42	\$ 57,887,339.69	\$ 1,916,718.22	\$ 1,566,060.63



\$ 87,553,347.34    \$ 4,815,434.10    \$ 92,368,781.44  
\$ 70,980,428.06    \$ 3,898,973.54    \$ 74,879,401.61  
 \$ 158,533,775.40    \$ 8,714,407.65    \$ 167,248,183.05

**2023 PROGRAM YEAR**

			INPUT	INPUT
Total Budget (No PI)	Total Performance Incentive	Total Budget (With PI)	RGGI Funding (With PI)	HEA Carryforward
\$ 31,687,587.85	\$ 1,742,817.33	\$ 24,569,900.07	\$ 347,725.81	\$ -
\$ 32,906,705.09	\$ 1,808,218.78	\$ 22,584,591.30	\$ 1,531,542.48	\$ -
\$ 64,594,292.94	\$ 3,551,036.11	\$ 47,154,491.38	\$ 1,879,268.30	\$ -

INPUT	INPUT	INPUT	INPUT	
<b>Carryforward</b>	<b>FCM Revenue</b>	<b>Smart Start Expense</b>	<b>EESE Board Allocation</b>	<b>Funds Needed</b>
\$ 1,359,843.09	\$ 1,011,283.98		\$ 129,542.36	\$ 25,686,929.14
\$ 1,711,091.11	\$ 2,359,662.62	\$ 30,000.00	\$ 163,003.21	\$ 19,104,919.97
\$ 3,070,934.21	\$ 3,370,946.61	\$ 30,000.00	\$ 292,545.57	\$ 44,791,849.11

INPUT	INPUT	INPUT	INPUT	
<b>Carryforward</b>	<b>FCM Revenue</b>	<b>Smart Start Expense</b>	<b>EESE Board Allocation</b>	<b>Funds Needed</b>
\$ 2,102,915.05	\$ 997,535.28		\$ 130,514.67	\$ 27,065,595.91
\$ 990,770.37	\$ 2,327,582.33	\$ 30,000.00	\$ 161,625.46	\$ 19,462,786.73
\$ 3,093,685.42	\$ 3,325,117.62	\$ 30,000.00	\$ 292,140.13	\$ 46,528,382.64

INPUT	INPUT	INPUT	INPUT	
<b>Carryforward</b>	<b>FCM Revenue</b>	<b>Smart Start Expense</b>	<b>EESE Board Allocation</b>	<b>Funds Needed</b>
\$ 2,923,336.15	\$ 963,420.06		\$ 131,491.23	\$ 27,987,328.04
\$ 845,880.75	\$ 2,247,980.14	\$ 30,000.00	\$ 160,816.81	\$ 19,728,923.74
\$ 3,769,216.90	\$ 3,211,400.20	\$ 30,000.00	\$ 292,308.04	\$ 47,716,251.78

\$	-	\$ 391,548.25
\$	90,000.00	\$ 485,445.49
\$	90,000.00	\$ 876,993.74

INPUT	INPUT	INPUT	INPUT	
Carryforward	FCM Revenue	Smart Start Expense	EESE Board Allocation	Funds Needed
\$ -	\$ 1,198,251.52			\$ 23,023,922.75
\$ -	\$ 2,795,920.21	\$ 30,000.00	\$ 290,000.00	\$ 18,257,128.61
\$ -	\$ 3,994,171.72	\$ 30,000.00	\$ 290,000.00	\$ 41,281,051.36



INPUT	
Forecasted Sales (MWH)	SBC Rate
3,437,490	
4,325,395	
7,762,885	\$ 0.00577

INPUT	
Forecasted Sales (MWH)	SBC Rate
3,447,218	
4,268,932	
7,716,150	\$ 0.00603

INPUT	
Forecasted Sales (MWH)	SBC Rate
3,467,622	
4,240,981	
7,708,603	\$ 0.00619

<b>INPUT</b>	Not Used
<b>Forecasted Sales (MWH)</b>	<b>SBC Rate</b>
3,293,729	\$ 0.00699
4,362,219	\$ 0.00419
7,655,948	\$ 0.00539

**Public Service Company of New Hampshire d/b/a Eversource Energy**  
**Rate R at 625 kWh/Month**

<b>Line Description</b>	<b>Rate</b>	<b>Quantity</b>	<b>\$</b>
1 Customer Charge (\$/Month)	\$ 13.81	1	\$ 13.81
2			
3 <u>Change from previous rate level - \$ per month</u>			
4 Distribution Charge	\$ 0.05410	625	\$ 33.81
5 Transmission Charge	\$ 0.02360	625	\$ 14.75
6 Stranded Cost Recovery Charge	\$ 0.00694	625	\$ 4.34
7 System Benefits Charge	\$ 0.00905	625	\$ 5.66
8 Regulatory Reconciliation Adjustment	\$ 0.00046	625	\$ 0.29
9 Default Energy Service	\$ 0.20221	625	\$ 126.38
10			
11 Total			\$ 199.04

**Public Service Company of New Han**  
**Rate C**

Line	Rate G, 1-Phase, 40 kW, 10,000 kWh/Mo			
	Rate	Quantity	\$	
1				
2	Customer Charge (\$/Mo)	\$ 16.21	1	\$ 16.21
3				
4	Demand Charges (\$/kW Over 5 kW):			
5	Distribution	\$ 12.39	35	\$ 433.65
6	Transmission	\$ 6.09	35	\$ 213.15
7	Stranded Cost Recovery	\$ 0.73	35	\$ 25.55
8	Regulatory Reconciliation Adjustment	\$ 0.15	35	\$ 5.25
9				
10	Energy Charges (\$/kWh):			
11	Distribution Charges:			
12	1st 500 kWh	\$ 0.02820	500	\$ 14.10
13	501-1,500 kWh	\$ 0.02283	1,000	\$ 22.83
14	1,501-10,000 kWh	\$ 0.01724	8,500	\$ 146.54
15				
16	Transmission Charges:			
17	1st 500 kWh	\$ 0.02201	500	\$ 11.01
18	501-1,500 kWh	\$ 0.00828	1,000	\$ 8.28
19	1,501-10,000 kWh	\$ 0.00444	8,500	\$ 37.74
20				
21	Stranded Cost Recovery Charge	\$ 0.00544	10,000	\$ 54.40
22				
23	System Benefits Charge	\$ 0.00905	10,000	\$ 90.50
24				
25	Default Energy Service	\$ 0.20221	10,000	<u>\$ 2,022.10</u>
26				
27	Total			\$ 3,101.31

**ppshire d/b/a Eversource Energy****G****Rate G, 3-Phase, 40 kW, 10,000 kWh/Mo**

	<b>Rate</b>	<b>Quantity</b>	<b>\$</b>
Customer Charge (\$/Mo)	\$ 32.39	1	\$ 32.39
Demand Charges (\$/kW Over 5 kW):			
Distribution	\$ 12.39	35	\$ 433.65
Transmission	\$ 6.09	35	\$ 213.15
Stranded Cost Recovery	\$ 0.73	35	\$ 25.55
Regulatory Reconciliation Adjustment	\$ 0.15	35	\$ 5.25
Energy Charges (\$/kWh):			
Distribution Charges:			
1st 500 kWh	\$0.02820	500	\$ 14.10
501-1,500 kWh	\$0.02283	1,000	\$ 22.83
1,501-10,000 kWh	\$0.01724	8,500	\$ 146.54
Transmission Charges:			
1st 500 kWh	\$0.02201	500	\$ 11.01
501-1,500 kWh	\$0.00828	1,000	\$ 8.28
1,501-10,000 kWh	\$0.00444	8,500	\$ 37.74
Stranded Cost Recovery Charge	\$0.00544	10,000	\$ 54.40
System Benefits Charge	\$0.00905	10,000	\$ 90.50
Default Energy Service	\$0.20221	10,000	<u>\$ 2,022.10</u>
Total			\$ 3,117.49







