

# Lookups and Assumptions

## GENERAL INPUTS

<b>Fuel</b>	Electric
<b>PA</b>	Eversource Energy
<b>Period</b>	Planned
<b>Year 1</b>	2024
<b>Year 2</b>	2025
<b>Year 3</b>	2026

## AVOIDED COST ASSUMPTIONS

### Three-Year Inputs

Input	Unit
Real Year	Year
Half Year Factor	%
Wholesale Risk Premium	%
Distribution Losses	%
Pcnt of Capacity Bid into FCM (%Bid)	%
PTF losses	%
Energy Losses	%
Peak demand losses	%
Pounds per short ton	Pounds
MMBtu in 1 kWh	MMBtu
kWh in 1 MMBtu	kWh

### Annual Inputs

Input	Unit
Nominal Discount Rate	%
Inflation	%
Real Discount Rate	%
PTF Avoided Costs	\$ per kW
PTF Year	Year \$
Avoided Local Transmission Costs	\$ per kW
Avoided Distribution Costs	\$ per kW
T&D Year	Year \$
Res Water & Sewer	\$ per gallon
CI Water	\$ per gallon
T&D Year	Year \$

## Line Loss Inputs

Input	Unit
Summer Peak	%
Summer Off-Peak	%
Winter Peak	%
Winter Off-Peak	%
Average Loss	%

## Benefit Toggles

Input	Unit
Energy DRIPE	Toggle
Electric Cross DRIPE	Toggle
Capacity DRIPE	Toggle
Reliability	Toggle
Gas Supply DRIPE	Toggle
Gas Electric Cross DRIPE	Toggle
Oil DRIPE	Toggle
Fossil emissions	Toggle
Fossil emissions RGGI	Toggle
Environmental Externalities	Toggle
NEI Adder	Toggle

## NON-ENERGY IMPACTS

NEI Adder by sector	Unit
A - Residential	%
C - Commercial & Industrial	%
B - Income Eligible	\$
B - Low-Income NEI Year	Year \$

## FOSSIL EMISSIONS

### Fossil Emissions Scaling Factor

Percent of fossil emissions	%
-----------------------------	---

### Fossil Emissions Factors

	CO2 (pounds/MMBtu)
<b>Natural Gas</b>	116.65
<b>Oil</b>	163.45
<b>Propane</b>	138.63
<b>Kerosene</b>	161.35

#### Source / Notes

CO2 pounds: Updated 1/26/22 from <https://www.eia.gov/environment/emissions>

Nox pounds:

CO2 value:

Nox value:

## SALES

### kWh Sales (2022)

Eversource Energy

Unitil Energy Systems Inc  
Liberty  
New Hampshire Electric Cooperative Inc  
Statewide Total  
**2014 Kwh Sales**

---

## REFERENCED LISTS

### **Other Fuel Savings**

#### **Fuel Type in AESC**

NG - Res All  
NG - Res Hot Water  
NG - Res Heating  
NG - Res Non Heating  
NG - C& I Gas Non Heating  
NG - C&I Gas Heat  
NG - C&I Gas All  
Fuel Oil - Residential Distillate  
Fuel Oil - Com Fuel  
Fuel Oil - Industrial  
Kerosene  
Propane  
Cord Wood  
Pellet Wood  
Res Water  
C&I Water

### **End Use**

Behavior  
Custom Measures  
Energy Star Homes  
Envelope  
Home Energy Services  
Hot Water  
HVAC  
Lighting  
Process  
Refrigeration  
Food Service  
Compressed Air  
Motors/Drives  
BHVAC

### **Sectors**

A - Residential  
B - Income Eligible  
C - Commercial & Industrial

### **ELECTRIC Programs**

#### **LOW INCOME RESIDENTIAL**

A5 - Residential Active Demand Response

**C&I**

C5 - C&I Active Demand Response

***Subprogram***

**LOW INCOME  
RESIDENTIAL**

A5a - Residential Active Demand Response

**C&I**

C5a - C&I Active Demand Response





Eversource Factors	AESC 2018	Source / Notes
9.00%	25.00%	Matches energy losses from AESC 2021.
9.00%	25.00%	
9.00%	25.00%	
9.00%	25.00%	
9.00%		



Included?	Source / Notes
Yes	
Yes	
Yes	
No	
Yes	
Yes	
Yes	
No	
Yes	
Yes	
No	



Value	Source / Notes
25%	Approved in the 2022-23 NH Statewide Energy Efficiency Plan . Takes per
10%	Approved in the 2022-23 NH Statewide Energy Efficiency Plan . Takes per
\$405.71	Home Energy Assistance Program Evaluation Report (2016-2017) . Annua
2017	Home Energy Assistance Program Evaluation Report (2016-2017) .



10.00%
--------



Nox (pounds/MMBtu)	CO2 Value (\$/ton)	Nox Value (\$/ton)	CO2 Value (\$/MMBTU)
0.09	100.00	11,954.59	\$5.83
0.13	100.00	11,954.59	\$8.07
0.14	100.00	11,954.59	\$6.85
0.13	100.00	11,954.59	\$7.97

s/co2\_vol\_mass.php




--

-
-

Used to calculate percent of sales savings (based on 2022 sales)









2021 release (*AESC 2021*). For the 2024-2026 Plan, AESC 2021 is used for 2026 program measures. AESC 2024 is anticipated in Spring 2024, and filed in 2024.

e.

e.



used on the June 2023 Prime Rate in accordance with the *Final Energy Order* dated July 6, 1999 in DR 96-150. Retrieved from [ges.com/about/our-business/historical-prime-rate](https://www.ges.com/about/our-business/historical-prime-rate)

based on the inflation rate from Q1 2022 to Q1 2023, Retrieved from [data/GDPDEF.txt](#)

based per PUC Request 2-001-05 and does not reflect a calculated real discount rate by the formula 'Real Discount Rate = [(1 + Nominal Discount Rate)/(1 + Inflation Rate)]<sup>n</sup>' in *AESC 2021* and used in the utilities' 2024-2026 Plan filing.

release

release

Utilities do not have additional benefits related to avoided local transmission

Manchester and Concord, NH water and sewer costs per gallon from July 2016.



Manchester and Concord, NH water and sewer costs per gallon from July 2016.



percent of total energy benefit (excludes water) and adds to total benefits. Does not apply to the price per dollar value per weatherization project added to total benefits.



Nox Value (\$/MMBTU)	Total Value (\$/MMBTU)
\$0.55	\$6.38
\$0.78	\$8.84
\$0.85	\$7.70
\$0.78	\$8.75





Grey horizontal bar

Teal horizontal bar

Grey horizontal bar

Grey horizontal bar



mary Granite State Test.  
mary Granite State Test.

	A	B	C	D	E	F	G	H	I	J	K
1											
2											
3											
4	<b>Year</b>	<b>Sector (Dropdown)</b>	<b>Program (Dropdown)</b>	<b>Subprogram (Dropdown)</b>	<b>Program Planning &amp; Administration</b>	<b>Customer Incentives</b>	<b>Implementatio n Services</b>	<b>Education and Marketing</b>	<b>EM&amp;V</b>		<b>TOTAL PA COSTS</b>
5	2024	A - Residential	A5 - Residential Active Demand Response	A5a - Residential Active Demand Response	\$ 4,620	\$ 114,975	\$ 134,644	\$ 9,768			\$ 264,007
7	2024	C - Commercial & Industrial	C5 - C&I Active Demand Response	C5a - C&I Active Demand Response	\$ 10,891	\$ 511,875	\$ 80,904	\$ 18,670			\$ 622,340
8	2025	A - Residential	A5 - Residential Active Demand Response	A5a - Residential Active Demand Response	\$ 5,775	\$ 143,719	\$ 168,304	\$ 12,210			\$ 330,009
10	2025	C - Commercial & Industrial	C5 - C&I Active Demand Response	C5a - C&I Active Demand Response	\$ 13,614	\$ 639,844	\$ 101,130	\$ 23,338			\$ 777,926
11	2026	A - Residential	A5 - Residential Active Demand Response	A5a - Residential Active Demand Response	\$ 7,219	\$ 179,648	\$ 210,380	\$ 15,263			\$ 412,511
13	2026	C - Commercial & Industrial	C5 - C&I Active Demand Response	C5a - C&I Active Demand Response	\$ 17,017	\$ 799,805	\$ 126,413	\$ 29,172			\$ 972,407





**Administrator: Eversource Energy**  
**Program Year: 2024**

Measure	Measure ID
Direct Load Control Targeted Dispatch Upfront/Annual Incentive Summer Behavior DR Storage Daily Dispatch Upfront Incentive (savings) Summer Storage Daily Dispatch Upfront Incentive (consumption) Summer Storage Daily Dispatch Upfront Incentive (savings) Winter Storage Daily Dispatch Upfront Incentive (consumption) Winter Storage Daily Dispatch P4P (savings) Summer Storage Daily Dispatch P4P (consumption) Summer Storage Targeted Dispatch P4P (savings) Winter Storage Targeted Dispatch P4P (consumption) Winter EV Load Management Summer EV Load Management Winter	E21A5a001      E21A5a002 E21A5a003
Load Curtailment Targeted Dispatch P4P Summer Load Curtailment Targeted Dispatch P4P Winter Storage Daily Dispatch Upfront Incentive (savings) Summer Storage Daily Dispatch Upfront Incentive (consumption) Summer Storage Daily Dispatch Upfront Incentive (savings) Winter Storage Daily Dispatch Upfront Incentive (consumption) Winter Storage Daily Dispatch P4P (savings) Summer Storage Daily Dispatch P4P (consumption) Summer Storage Targeted Dispatch P4P (savings) Summer Storage Targeted Dispatch P4P (consumption) Summer Storage Targeted Dispatch P4P (savings) Winter Storage Targeted Dispatch P4P (consumption) Winter Custom	E21C5a001      E21C5a002 E21C5a003 E21C5a004 E21C5a005

End Use (Dropdown)	Quantity	Measure Life	Total Resource Cost	Incentive	Processing Costs
Behavior	2,054	1	\$ 35.00	\$ 35.00	\$ -
Behavior					\$ -
Behavior					\$ -
Behavior					\$ -
Behavior					\$ -
Behavior	23	1	\$ 1,225.00	\$ 1,225.00	\$ -
Behavior	23	1			\$ -
Behavior					\$ -
Behavior					\$ -
Behavior					\$ -
Behavior					\$ -
Behavior					\$ -
Behavior	53	1	\$ 7,000.00	\$ 7,000.00	\$ -
Behavior					\$ -
Behavior					\$ -
Behavior					\$ -
Behavior					\$ -
Behavior		1			\$ -
Behavior		1			\$ -
Behavior		1			\$ -
Behavior		1			\$ -
Behavior					\$ -
Behavior					\$ -
Behavior					\$ -





Capacity Savings					Energy Strategy
Maximum Load Reduction (kW)	Summer Coincident (%)	Winter Coincident (%)	Trans. Coincident (%)	Dist. Coincident (%)	
0.58	100%	0%	100%	100%	Top 20 All Hours
	100%	0%	100%	100%	Top 20 All Hours
	100%	0%	100%	100%	Summer Daily Discharge
	0%	0%	0%	0%	Summer Daily Charge
	0%	100%	0%	0%	Top 20 Winter Hours
	0%	0%	0%	0%	Winter Targeted Charge
	5.77	100%	0%	100%	100%
-5.77	0%	0%	0%	0%	Summer Daily Charge
	0%	100%	0%	0%	Top 20 Winter Hours
	0%	0%	0%	0%	Winter Targeted Charge
	100%	0%	100%	100%	Top 20 All Hours
	0%	100%	0%	0%	Top 20 Winter Hours
	199.88	100%	0%	100%	100%
	0%	100%	0%	0%	Top 20 Winter Hours
	100%	0%	100%	100%	Summer Daily Discharge
	0%	0%	0%	0%	Summer Daily Charge
	0%	100%	0%	0%	Top 20 Winter Hours
	0%	0%	0%	0%	Winter Targeted Charge
	100%	0%	100%	100%	Summer Daily Discharge
	0%	0%	0%	0%	Summer Daily Charge
	100%	0%	100%	100%	Top 20 All Hours
	0%	0%	0%	0%	Summer Targeted Charge
	0%	100%	0%	0%	Top 20 Winter Hours
	0%	0%	0%	0%	Winter Targeted Charge
	100%	0%	100%	100%	Top 20 All Hours





**Administrator: Eversource Energy**  
**Program Year: 2025**

Measure	Measure ID
Direct Load Control Targeted Dispatch Upfront/Annual Incentive Summer Behavior DR Storage Daily Dispatch Upfront Incentive (savings) Summer Storage Daily Dispatch Upfront Incentive (consumption) Summer Storage Daily Dispatch Upfront Incentive (savings) Winter Storage Daily Dispatch Upfront Incentive (consumption) Winter Storage Daily Dispatch P4P (savings) Summer Storage Daily Dispatch P4P (consumption) Summer Storage Targeted Dispatch P4P (savings) Winter Storage Targeted Dispatch P4P (consumption) Winter EV Load Management Summer EV Load Management Winter	E21A5a001      E21A5a002 E21A5a003
Load Curtailment Targeted Dispatch P4P Summer Load Curtailment Targeted Dispatch P4P Winter Storage Daily Dispatch Upfront Incentive (savings) Summer Storage Daily Dispatch Upfront Incentive (consumption) Summer Storage Daily Dispatch Upfront Incentive (savings) Winter Storage Daily Dispatch Upfront Incentive (consumption) Winter Storage Daily Dispatch P4P (savings) Summer Storage Daily Dispatch P4P (consumption) Summer Storage Targeted Dispatch P4P (savings) Summer Storage Targeted Dispatch P4P (consumption) Summer Storage Targeted Dispatch P4P (savings) Winter Storage Targeted Dispatch P4P (consumption) Winter Custom	E21C5a001      E21C5a002 E21C5a003 E21C5a004 E21C5a005



End Use (Dropdown)	Quantity	Measure Life	Total Resource Cost	Incentive	Processing Costs
Behavior	2,568	1	\$ 35.00	\$ 35.00	\$ -
Behavior					\$ -
Behavior					\$ -
Behavior					\$ -
Behavior					\$ -
Behavior	29	1	\$ 1,225.00	\$ 1,225.00	\$ -
Behavior	29	1			\$ -
Behavior					\$ -
Behavior					\$ -
Behavior					\$ -
Behavior					\$ -
Behavior					\$ -
Behavior	66	1	\$ 7,350.00	\$ 7,350.00	\$ -
Behavior					\$ -
Behavior					\$ -
Behavior					\$ -
Behavior					\$ -
Behavior		1			\$ -
Behavior		1			\$ -
Behavior		1			\$ -
Behavior		1			\$ -
Behavior					\$ -
Behavior					\$ -
Behavior					\$ -





Capacity Savings					Energy Strategy	
Maximum Load Reduction (kW)	Summer Coincident (%)	Winter Coincident (%)	Trans. Coincident (%)	Dist. Coincident (%)		
0.57	100%	0%	100%	100%	Top 20 All Hours	
	100%	0%	100%	100%	Top 20 All Hours	
	100%	0%	100%	100%	Summer Daily Discharge	
	0%	0%	0%	0%	Summer Daily Charge	
	0%	100%	0%	0%	Top 20 Winter Hours	
	0%	0%	0%	0%	Winter Targeted Charge	
	5.77	100%	0%	100%	100%	Summer Daily Discharge
-5.77	0%	0%	0%	0%	Summer Daily Charge	
	0%	100%	0%	0%	Top 20 Winter Hours	
	0%	0%	0%	0%	Winter Targeted Charge	
	100%	0%	100%	100%	Top 20 All Hours	
	0%	100%	0%	0%	Top 20 Winter Hours	
	199.88	100%	0%	100%	100%	Top 20 All Hours
		0%	100%	0%	0%	Top 20 Winter Hours
100%		0%	100%	100%	Summer Daily Discharge	
0%		0%	0%	0%	Summer Daily Charge	
0%		100%	0%	0%	Top 20 Winter Hours	
0%		0%	0%	0%	Winter Targeted Charge	
100%		0%	100%	100%	Summer Daily Discharge	
0%		0%	0%	0%	Summer Daily Charge	
100%		0%	100%	100%	Top 20 All Hours	
0%		0%	0%	0%	Summer Targeted Charge	
0%		100%	0%	0%	Top 20 Winter Hours	
0%		0%	0%	0%	Winter Targeted Charge	
100%		0%	100%	100%	Top 20 All Hours	





**Administrator: Eversource Energy**  
**Program Year: 2026**

Measure	Measure ID
Direct Load Control Targeted Dispatch Upfront/Annual Incentive Summer Behavior DR Storage Daily Dispatch Upfront Incentive (savings) Summer Storage Daily Dispatch Upfront Incentive (consumption) Summer Storage Daily Dispatch Upfront Incentive (savings) Winter Storage Daily Dispatch Upfront Incentive (consumption) Winter Storage Daily Dispatch P4P (savings) Summer Storage Daily Dispatch P4P (consumption) Summer Storage Targeted Dispatch P4P (savings) Winter Storage Targeted Dispatch P4P (consumption) Winter EV Load Management Summer EV Load Management Winter	E21A5a001      E21A5a002 E21A5a003
Load Curtailment Targeted Dispatch P4P Summer Load Curtailment Targeted Dispatch P4P Winter Storage Daily Dispatch Upfront Incentive (savings) Summer Storage Daily Dispatch Upfront Incentive (consumption) Summer Storage Daily Dispatch Upfront Incentive (savings) Winter Storage Daily Dispatch Upfront Incentive (consumption) Winter Storage Daily Dispatch P4P (savings) Summer Storage Daily Dispatch P4P (consumption) Summer Storage Targeted Dispatch P4P (savings) Summer Storage Targeted Dispatch P4P (consumption) Summer Storage Targeted Dispatch P4P (savings) Winter Storage Targeted Dispatch P4P (consumption) Winter Custom	E21C5a001      E21C5a002 E21C5a003 E21C5a004 E21C5a005

End Use (Dropdown)	Quantity	Measure Life	Total Resource Cost	Incentive	Processing Costs
Behavior	2,953	1	\$ 35.00	\$ 35.00	\$ -
Behavior					\$ -
Behavior					\$ -
Behavior					\$ -
Behavior					\$ -
Behavior	33	1	\$ 1,225.00	\$ 1,225.00	\$ -
Behavior	33	1			\$ -
Behavior					\$ -
Behavior					\$ -
Behavior					\$ -
Behavior					\$ -
Behavior					\$ -
Behavior	75	1	\$ 7,717.50	\$ 7,717.50	\$ -
Behavior					\$ -
Behavior					\$ -
Behavior					\$ -
Behavior					\$ -
Behavior		1			\$ -
Behavior		1			\$ -
Behavior		1			\$ -
Behavior		1			\$ -
Behavior					\$ -
Behavior					\$ -
Behavior					\$ -







Capacity Savings					Energy Strategy
Maximum Load Reduction (kW)	Summer Coincident (%)	Winter Coincident (%)	Trans. Coincident (%)	Dist. Coincident (%)	
0.57	100%	0%	100%	100%	Top 20 All Hours
	100%	0%	100%	100%	Top 20 All Hours
	100%	0%	100%	100%	Summer Daily Discharge
	0%	0%	0%	0%	Summer Daily Charge
	0%	100%	0%	0%	Top 20 Winter Hours
	0%	0%	0%	0%	Winter Targeted Charge
	5.77	100%	0%	100%	100%
-5.77	0%	0%	0%	0%	Summer Daily Charge
	0%	100%	0%	0%	Top 20 Winter Hours
	0%	0%	0%	0%	Winter Targeted Charge
	100%	0%	100%	100%	Top 20 All Hours
	0%	100%	0%	0%	Top 20 Winter Hours
	199.88	100%	0%	100%	100%
	0%	100%	0%	0%	Top 20 Winter Hours
	100%	0%	100%	100%	Summer Daily Discharge
	0%	0%	0%	0%	Summer Daily Charge
	0%	100%	0%	0%	Top 20 Winter Hours
	0%	0%	0%	0%	Winter Targeted Charge
	100%	0%	100%	100%	Summer Daily Discharge
	0%	0%	0%	0%	Summer Daily Charge
	100%	0%	100%	100%	Top 20 All Hours
	0%	0%	0%	0%	Summer Targeted Charge
	0%	100%	0%	0%	Top 20 Winter Hours
	0%	0%	0%	0%	Winter Targeted Charge
	100%	0%	100%	100%	Top 20 All Hours



Subcat	Program	Subprogram	Measure	Measure ID	End Use	Quantity	Measure Life	Costs			Energy Savings										Performance											
								TRC (Total)	Incentive (Total)	Customer Cost (Total)	Gross Annual MWh Savings	Adjusted Gross Annual MWh Savings	Gross Lifetime MWh Savings	Adjusted Gross Lifetime MWh Savings	Net Annual MWh Savings	Net Lifetime MWh Savings	Winter Peak Energy MWh Net Uptime	Winter Off-Peak Energy MWh Net Uptime	Summer Peak Energy MWh Net Uptime	Summer Off-Peak Energy MWh Net Uptime	Max Net kW	Annual Adjusted Gross Winter kW	Annual Net Winter kW	Annual Adjusted Gross Summer kW	Annual Net Summer kW	Winter Peak Energy Benefits (\$)						
A - Residential	AS - Residential Acti	ASa - Residential Active D	Direct Load Control Targeted Dispatch Uplift/Annual Incentive Summer	E21ASa001	Behavior	2,054	1	\$ 71,890	\$ 71,890	\$ -	0.000	0.000	0.000	0.000	0.000	0.000	0.000	0.000	0.000	0.000	0.000	0.000	0.000	1,191.320	0.000	0.000	0.000	1,191.320	1,191.320	0.000		
A - Residential	AS - Residential Acti	ASa - Residential Active D	Behavior DR	0	Behavior																											
A - Residential	AS - Residential Acti	ASa - Residential Active D	Storage Daily Dispatch Uplift Incentive (savings) Summer	0	Behavior																											
A - Residential	AS - Residential Acti	ASa - Residential Active D	Storage Daily Dispatch Uplift Incentive (consumption) Summer	0	Behavior																											
A - Residential	AS - Residential Acti	ASa - Residential Active D	Storage Daily Dispatch Uplift Incentive (savings) Winter	0	Behavior																											
A - Residential	AS - Residential Acti	ASa - Residential Active D	Storage Daily Dispatch Uplift Incentive (consumption) Winter	0	Behavior																											
A - Residential	AS - Residential Acti	ASa - Residential Active D	Storage Daily Dispatch PAP (savings) Summer	E21ASa002	Behavior	23	1	\$ 27,930	\$ 27,930	\$ -	19,719	19,719	19,719	19,719	19,719	19,719	19,719	0.000	0.000	19,719	0.000	0.000	0.000	0.000	131.461	0.000	0.000	131.461	131.461	0.000		
A - Residential	AS - Residential Acti	ASa - Residential Active D	Storage Daily Dispatch PAP (savings) Winter	E21ASa003	Behavior	23	1	\$ -	\$ -	\$ -	-23,199	-23,199	-23,199	-23,199	-23,199	-23,199	-23,199	0.000	0.000	-23,199	0.000	0.000	0.000	0.000	-131.461	0.000	0.000	-131.461	-131.461	0.000		
A - Residential	AS - Residential Acti	ASa - Residential Active D	Storage Targeted Dispatch PAP (savings) Summer	0	Behavior																											
A - Residential	AS - Residential Acti	ASa - Residential Active D	Storage Targeted Dispatch PAP (consumption) Winter	0	Behavior																											
A - Residential	AS - Residential Acti	ASa - Residential Active D	EV Load Management Summer	0	Behavior																											
A - Residential	AS - Residential Acti	ASa - Residential Active D	EV Load Management Winter	0	Behavior																											
B - Low-Inc	Home Energy Assist	Res Demand Response	Direct Load Control Targeted Dispatch Uplift/Annual Incentive Summer	0	Behavior																											
B - Low-Inc	Home Energy Assist	Res Demand Response	Behavior DR	0	Behavior																											
B - Low-Inc	Home Energy Assist	Res Demand Response	Storage Daily Dispatch Uplift Incentive (savings) Summer	0	Behavior																											
B - Low-Inc	Home Energy Assist	Res Demand Response	Storage Daily Dispatch Uplift Incentive (consumption) Summer	0	Behavior																											
B - Low-Inc	Home Energy Assist	Res Demand Response	Storage Daily Dispatch Uplift Incentive (savings) Winter	0	Behavior																											
B - Low-Inc	Home Energy Assist	Res Demand Response	Storage Daily Dispatch Uplift Incentive (consumption) Winter	0	Behavior																											
B - Low-Inc	Home Energy Assist	Res Demand Response	Storage Daily Dispatch PAP (savings) Summer	0	Behavior																											
B - Low-Inc	Home Energy Assist	Res Demand Response	Storage Daily Dispatch PAP (consumption) Summer	0	Behavior																											
B - Low-Inc	Home Energy Assist	Res Demand Response	Storage Targeted Dispatch PAP (savings) Winter	0	Behavior																											
B - Low-Inc	Home Energy Assist	Res Demand Response	Storage Targeted Dispatch PAP (consumption) Winter	0	Behavior																											
B - Low-Inc	Home Energy Assist	Res Demand Response	EV Load Management Summer	0	Behavior																											
B - Low-Inc	Home Energy Assist	Res Demand Response	EV Load Management Winter	0	Behavior																											
C - Commercial	CS - C&I Active Dem	CSa - C&I Active Demand	Load Curtailment Targeted Dispatch PAP Summer	E21CSa001	Behavior	53	1	\$ 367,500	\$ 367,500	\$ -	0.000	0.000	0.000	0.000	0.000	0.000	0.000	0.000	0.000	0.000	0.000	0.000	10,493.775	0.000	0.000	10,493.775	10,493.775	0.000				
C - Commercial	CS - C&I Active Dem	CSa - C&I Active Demand	Load Curtailment Targeted Dispatch PAP Winter	0	Behavior																											
C - Commercial	CS - C&I Active Dem	CSa - C&I Active Demand	Storage Daily Dispatch Uplift Incentive (savings) Summer	0	Behavior																											
C - Commercial	CS - C&I Active Dem	CSa - C&I Active Demand	Storage Daily Dispatch Uplift Incentive (consumption) Summer	0	Behavior																											
C - Commercial	CS - C&I Active Dem	CSa - C&I Active Demand	Storage Daily Dispatch Uplift Incentive (savings) Winter	0	Behavior																											
C - Commercial	CS - C&I Active Dem	CSa - C&I Active Demand	Storage Daily Dispatch Uplift Incentive (consumption) Winter	0	Behavior																											
C - Commercial	CS - C&I Active Dem	CSa - C&I Active Demand	Storage Daily Dispatch PAP (savings) Summer	E21CSa002	Behavior																											
C - Commercial	CS - C&I Active Dem	CSa - C&I Active Demand	Storage Daily Dispatch PAP (consumption) Summer	E21CSa003	Behavior																											
C - Commercial	CS - C&I Active Dem	CSa - C&I Active Demand	Storage Targeted Dispatch PAP (savings) Summer	E21CSa004	Behavior																											
C - Commercial	CS - C&I Active Dem	CSa - C&I Active Demand	Storage Targeted Dispatch PAP (consumption) Summer	E21CSa005	Behavior																											









Performance Incentive	Performance Incentive (2024\$)	Participant Costs	Participant Costs (2024\$)	Total Resource Costs	Total Resource Costs (2024\$)	Participants	Winter Capacity (kW)	Summer Capacity (kW)	Net Annual Energy (MWh)	Adj Gross Annual Energy (MWh)	Net Lifetime Energy (MWh)	Adj Gross Lifetime Energy (MWh)	Net Annual Natural Gas (MMBTU)	Adj Gross Annual Natural Gas (MMBTU)
\$ -	\$ -	\$ -	\$ -	\$ 264,007	\$ 264,007		-	1,322.78	(3.48)	(3.48)	(3.48)	(3.48)	-	-
\$ -	\$ -	\$ -	\$ -	\$ -	\$ -		-	-	-	-	-	-	-	-
\$ -	\$ -	\$ -	\$ -	\$ 622,340	\$ 622,340		-	10,493.78	-	-	-	-	-	-
\$ -	\$ -	\$ -	\$ -	\$ 330,009	\$ 304,858		-	1,639.33	(4.35)	(4.35)	(4.35)	(4.35)	-	-
\$ -	\$ -	\$ -	\$ -	\$ -	\$ -		-	-	-	-	-	-	-	-
\$ -	\$ -	\$ -	\$ -	\$ 777,926	\$ 718,638		-	13,117.22	-	-	-	-	-	-
\$ -	\$ -	\$ -	\$ -	\$ 412,511	\$ 352,030		-	1,885.23	(5.00)	(5.00)	(5.00)	(5.00)	-	-
\$ -	\$ -	\$ -	\$ -	\$ -	\$ -		-	-	-	-	-	-	-	-
\$ -	\$ -	\$ -	\$ -	\$ 972,407	\$ 829,836		-	15,084.80	-	-	-	-	-	-

K:K  
Customer Cost  
(Total)

X:X  
Annual Net Winter  
kW

Z:Z  
Annual Net  
Summer kW

P:P  
Net Annual MWh  
Savings

M:M  
Adjusted Gross  
Annual MWh  
Savings

Q:Q  
Net Lifetime MWh  
Savings

O:O  
Adjusted Gross  
Lifetime MWh  
Savings

AC:AC  
Net Annual Gas  
Savings (MMBTU)

AA:AA  
Adj. Gross Annual  
Gas Savings  
(MMBTU)

Net Annual Natural Gas (Therms)	Adj Gross Annual Natural Gas (Therms)	Net Lifetime Natural Gas (Therms)	Adj Gross Lifetime Natural Gas (Therms)	Net Annual Oil (MMBTU)	Adj Gross Annual Oil (MMBTU)	Net Lifetime Oil (MMBTU)	Adj Gross Lifetime Oil (MMBTU)	Net Annual Propane (MMBTU)	Adj Gross Annual Propane (MMBTU)	Lifetime Propane (MMBTU)	Adj Gross Lifetime Propane (MMBTU)	Net Annual Kerosene (MMBTU)	Adj Gross Annual Kerosene (MMBTU)	Net Lifetime Kerosene (MMBTU)
-	-	-	-	-	-	-	-	-	-	-	-	-	-	-
-	-	-	-	-	-	-	-	-	-	-	-	-	-	-
-	-	-	-	-	-	-	-	-	-	-	-	-	-	-
-	-	-	-	-	-	-	-	-	-	-	-	-	-	-
-	-	-	-	-	-	-	-	-	-	-	-	-	-	-

AD:AD Net Lifetime Gas Savings (MMBTU)	AB:AB Adj. Gross Lifetime Gas Savings (MMBTU)	AG:AG Net Annual Oil Savings (MMBTU)	AE:AE Adj Gross Annual Oil Savings (MMBTU)	AH:AH Net Lifetime Oil Savings (MMBTU)	AF:AF Adj Gross Lifetime Oil Savings (MMBTU)	AK:AK Net Annual Propane Savings (MMBTU)	AI:AI Adj Gross Annual Propane Savings (MMBTU)	AL:AL Net Lifetime Propane Savings (MMBTU)	AJ:AJ Adj Gross Lifetime Propane Savings (MMBTU)	AO:AO Net Annual Kerosene Savings (MMBTU)	AM:AM Adj Gross Annual Kerosene Savings (MMBTU)	AP:AP Net Lifetime Kerosene Savings (MMBTU)

Multiplied by 10    Multiplied by 10

Adj Gross Lifetime Kerosene (MMBTU)	Net Annual Cord Wood (MMBTU)	Adj Gross Annual Cord Wood (MMBTU)	Net Lifetime Cord Wood (MMBTU)	Adj Gross Lifetime Cord Wood (MMBTU)	Net Annual Wood Pellet (MMBTU)	Adj Gross Annual Wood Pellet (MMBTU)	Net Lifetime Wood Pellet (MMBTU)	Adj Gross Lifetime Wood Pellet (MMBTU)	Total Net Annual MMBTU	Total Net Lifetime MMBTU	Annual Water (Gallons)	Lifetime Water (Gallons)	Winter Peak Energy Benefits (\$)	Winter Off-Peak Energy Benefits (\$)
-	-	-	-	-	-	-	-	-	-	-	-	-	-	-
-	-	-	-	-	-	-	-	-	-	-	-	-	-	-
-	-	-	-	-	-	-	-	-	-	-	-	-	-	-
-	-	-	-	-	-	-	-	-	-	-	-	-	-	-
-	-	-	-	-	-	-	-	-	-	-	-	-	-	-
-	-	-	-	-	-	-	-	-	-	-	-	-	-	-
-	-	-	-	-	-	-	-	-	-	-	-	-	-	-
-	-	-	-	-	-	-	-	-	-	-	-	-	-	-

AN:AN Adj Gross Lifetime Kerosene Savings (MMBTU)	AS:AS Net Annual Cord Wood Savings (MMBTU)	AQ:AQ Adj Gross Annual Cord Wood Savings (MMBTU)	AT:AT Net Lifetime Cord Wood Savings (MMBTU)	AR:AR Adj Gross Lifetime Cord Wood Savings (MMBTU)	AW:AW Net Annual Wood Pellet Savings (MMBTU)	AU:AU Adj Gross Annual Wood Pellet Savings (MMBTU)	AX:AX Net Lifetime Wood Pellet Savings (MMBTU)	AV:AV Adj Gross Lifetime Wood Pellet Savings (MMBTU)	AY:AY Total Net Annual MMBTU	AZ:AZ Total Net Lifetime MMBTU	BA:BA Net Annual Res Water Savings Gallons	BB:BB Net Annual C&I Water Savings Gallons	BC:BC Net Lifetime Water Savings Gallons	BD:BD Winter Peak Energy Benefits (\$)	BE:BE Winter Off-Peak Energy Benefits (\$)
-	-	-	-	-	-	-	-	-	-	-	-	-	-	-	-
-	-	-	-	-	-	-	-	-	-	-	-	-	-	-	-
-	-	-	-	-	-	-	-	-	-	-	-	-	-	-	-
-	-	-	-	-	-	-	-	-	-	-	-	-	-	-	-
-	-	-	-	-	-	-	-	-	-	-	-	-	-	-	-
-	-	-	-	-	-	-	-	-	-	-	-	-	-	-	-
-	-	-	-	-	-	-	-	-	-	-	-	-	-	-	-
-	-	-	-	-	-	-	-	-	-	-	-	-	-	-	-
-	-	-	-	-	-	-	-	-	-	-	-	-	-	-	-

Res + C&I

Summer Peak Energy Benefits (\$)	Summer Off-Peak Energy Benefits (\$)	Energy Benefits	DRIPE Energy Benefits	Total Energy Benefits	Summer Capacity Benefits	Winter Capacity Benefits	DRIPE Capacity Benefits	Reliability Benefits	Pooled Transmission Facilities (PTF) Benefits	Transmission Capacity Benefits	Distribution Capacity Benefits	Total Capacity Benefits	Natural Gas Benefits
-	-	0.69	7.05	\$ 7.74	12,403.82	-	5,521.93	-	125,509.63	-	147,073.18	\$ 290,509	-
-	-	-	-	\$ -	-	-	-	-	-	-	-	\$ -	-
-	-	-	-	\$ -	51,941.97	-	23,123.50	-	995,682.48	-	1,166,748.59	\$ 2,237,497	-
-	-	17.08	9.74	\$ 26.82	15,611.37	-	6,869.81	-	153,110.38	-	179,415.95	\$ 355,008	-
-	-	-	-	\$ -	-	-	-	-	-	-	-	\$ -	-
-	-	-	-	\$ -	65,670.48	-	28,898.40	-	1,225,126.71	-	1,435,613.14	\$ 2,755,309	-
-	-	33.66	12.32	\$ 45.97	17,672.14	-	7,776.65	-	173,321.57	-	203,099.58	\$ 401,870	-
-	-	-	-	\$ -	-	-	-	-	-	-	-	\$ -	-
-	-	-	-	\$ -	74,339.24	-	32,713.10	-	1,386,848.36	-	1,625,119.85	\$ 3,119,021	-

BF:BF Summer Peak Energy Benefits (\$)	BG:BG Summer Off-Peak Energy Benefits (\$)	BH:BH Total Avoided Energy Benefits (\$)	BN:BN Total Energy DRIPE Benefits (\$)	BP:BP Summer Generation Benefits (\$)	BQ:BQ Winter Generation (\$)	BR:BR Electric Capacity DRIPE (\$)	BS:BS Reliability (\$)	BT:BT PTF Benefits (\$)	BU:BU Transmission Benefits (\$)	BV:BV Distribution Benefits (\$)	CF:CF Total Avoided Gas Benefits (\$)
--	--	--	--	---------------------------------------	------------------------------	------------------------------------	------------------------	-------------------------	----------------------------------	----------------------------------	---------------------------------------

Natural Gas DRIPE Benefits	Total Gas Benefits	Oil Benefits	Oil DRIPE Benefits	Kerosene Benefits	Propane Benefits	Cord Wood Benefits	Wood Pellet Benefits	Water Benefits	Total Other Resource Benefits	Total Resource Benefits	Fossil Emissions	Total Non Energy Impacts	Total Avoided Environmental Benefits
-	\$ -	-	-	-	-	-	-	-	\$ -	\$ 290,516	-	-	(542)
-	\$ -	-	-	-	-	-	-	-	\$ -	\$ -	-	-	-
-	\$ -	-	-	-	-	-	-	-	\$ -	\$ 2,237,497	-	-	-
-	\$ -	-	-	-	-	-	-	-	\$ -	\$ 355,034	-	-	(584)
-	\$ -	-	-	-	-	-	-	-	\$ -	\$ -	-	-	-
-	\$ -	-	-	-	-	-	-	-	\$ -	\$ 2,755,309	-	-	-
-	\$ -	-	-	-	-	-	-	-	\$ -	\$ 401,916	-	-	(655)
-	\$ -	-	-	-	-	-	-	-	\$ -	\$ -	-	-	-
-	\$ -	-	-	-	-	-	-	-	\$ -	\$ 3,119,021	-	-	-

CO:CO Total Gas DRIPE	CQ:CQ Fuel Oil - Residential Distillate	CT:CT Oil DRIPE	CU:CU Kerosene	CV:CV Propane	CW:CW Cord Wood	CX:CX Pellet Wood	CY:CY Res Water	CZ:CZ C&I Water	DC:DC Fossil Emissions (oil, gas, propane, kerosene)	DE:DE Total Non- Resource Benefits	DJ:DJ Total Avoided Environmental Benefits
	CR:CR Fuel Oil - Com Fuel								DD:DD Fossil Emissions Based on RGGI		
	CS:CS Fuel Oil - Industrial										
	Res + C&I						Res + C&I	Gas not included		Not Included in total benefits	

Total Benefits (Legacy NH TRC)	Total Benefits (Granite State Test)	Total Benefits (Utility Cost Test)	Total Benefits (Secondary GST)	Total Electric DRIPE	Total Gas DRIPE	Other fuels benefit (all except gas)	Key
\$ 290,516	\$ 290,516	\$ 290,516	\$ 289,974	\$ 5,529	\$ -	\$ -	'CalcsYr1'
\$ -	\$ -	\$ -	\$ -	\$ -	\$ -	\$ -	'CalcsYr1'
\$ 2,237,497	\$ 2,237,497	\$ 2,237,497	\$ 2,237,497	\$ 23,123	\$ -	\$ -	'CalcsYr1'
\$ 355,034	\$ 355,034	\$ 355,034	\$ 354,450	\$ 6,880	\$ -	\$ -	'CalcsYr2'
\$ -	\$ -	\$ -	\$ -	\$ -	\$ -	\$ -	'CalcsYr2'
\$ 2,755,309	\$ 2,755,309	\$ 2,755,309	\$ 2,755,309	\$ 28,898	\$ -	\$ -	'CalcsYr2'
\$ 401,916	\$ 401,916	\$ 401,916	\$ 401,260	\$ 7,789	\$ -	\$ -	'CalcsYr3'
\$ -	\$ -	\$ -	\$ -	\$ -	\$ -	\$ -	'CalcsYr3'
\$ 3,119,021	\$ 3,119,021	\$ 3,119,021	\$ 3,119,021	\$ 32,713	\$ -	\$ -	'CalcsYr3'

Water not included

Availed Costs

Category	Sub-Category	Item	Value	Unit	Notes
Electricity	Energy	Electricity	1000000	kWh	
		Gas	500000	kWh	
		Coal	200000	kWh	
		Oil	100000	kWh	
		Nuclear	100000	kWh	
		Renewable	100000	kWh	
		Hydro	100000	kWh	
		Solar	100000	kWh	
		Wind	100000	kWh	
		Geothermal	100000	kWh	
Other	100000	kWh			
Natural Gas	Energy	Natural Gas	500000	kWh	
		Coal	200000	kWh	
		Oil	100000	kWh	
		Nuclear	100000	kWh	
		Renewable	100000	kWh	
		Hydro	100000	kWh	
		Solar	100000	kWh	
		Wind	100000	kWh	
		Geothermal	100000	kWh	
		Other	100000	kWh	
Other Fuels	Energy	Coal	200000	kWh	
		Oil	100000	kWh	
		Nuclear	100000	kWh	
		Renewable	100000	kWh	
		Hydro	100000	kWh	
		Solar	100000	kWh	
		Wind	100000	kWh	
		Geothermal	100000	kWh	
		Other	100000	kWh	
		Other	Other	100000	kWh

Availed Electricity Costs from AESC

Category	Sub-Category	Item	Value	Unit	Notes
Electricity	Energy	Electricity	1000000	kWh	
		Gas	500000	kWh	
		Coal	200000	kWh	
		Oil	100000	kWh	
		Nuclear	100000	kWh	
		Renewable	100000	kWh	
		Hydro	100000	kWh	
		Solar	100000	kWh	
		Wind	100000	kWh	
		Geothermal	100000	kWh	
Other	Other	100000	kWh		

Availed Natural Gas Costs from AESC

Category	Sub-Category	Item	Value	Unit	Notes
Natural Gas	Energy	Natural Gas	500000	kWh	
		Coal	200000	kWh	
		Oil	100000	kWh	
		Nuclear	100000	kWh	
		Renewable	100000	kWh	
		Hydro	100000	kWh	
		Solar	100000	kWh	
		Wind	100000	kWh	
		Geothermal	100000	kWh	
		Other	Other	100000	kWh

Availed Other Fuel Costs from AESC

Category	Sub-Category	Item	Value	Unit	Notes	
Other Fuels	Energy	Coal	200000	kWh		
		Oil	100000	kWh		
		Nuclear	100000	kWh		
		Renewable	100000	kWh		
		Hydro	100000	kWh		
		Solar	100000	kWh		
		Wind	100000	kWh		
		Geothermal	100000	kWh		
		Other	Other	100000	kWh	
		Other	Other	100000	kWh	

1 New Hampshire LS_ID	2 3 4 5 Total Energy %				6
	Winter OnPeak	Winter OffPeak	Summer OnPeak	Summer OffPeak	Winter Demand Factor
Summer Peak	0%	0%	100%	0%	
Summer Charging	0%	0%	0%	100%	
Winter Peak	100%	0%	0%	0%	
Winter Charging	0%	100%	0%	0%	



7		8		9		10	
Demand Factor							
Summer Demand Factor	Max Demand Factor	Summer CF	Winter CF				
		100%	0%				
		0%	0%				
		0%	100%				
		0%	0%				

## 2021 AESC, Appendix J

2024					
Year Start	Program Duration (Measure Life)				
	1	2	3	4	5
<b>2024</b>					
<i>Wholesale Uncleared Capacity Avoided Co</i>					
2018	-	-	-	-	-
2019	-	-	-	-	-
2020	-	-	-	-	-
2021	-	-	-	-	-
2022	-	-	-	-	-
2023	-	-	-	-	-
2024	N	-	-	-	-
2025	N+1	-	-	-	-
2026	N+2	-	-	-	-
2027	N+3	-	-	-	-
2028	N+4	-	-	-	-
2029	N+5	14.74	14.74	14.74	14.74
2030	N+6	9.35	23.39	23.39	23.39
2031	N+7	10.05	20.10	35.17	35.17
2032	N+8	10.68	21.35	32.03	48.04
2033	N+9	5.28	15.85	26.42	36.98
2034	N+10	-	6.39	19.17	31.95
2035	N+11	-	-	5.01	15.02
2036	N+12	-	-	-	5.16
2037	N+13	-	-	-	-
2038	N+14	-	-	-	-
2039	N+15	-	-	-	-
2040	N+16	-	-	-	-
2041	N+17	-	-	-	-
2042	N+18	-	-	-	-
2043	N+19	-	-	-	-
2044	N+20	-	-	-	-
2045	N+21	-	-	-	-
2046	N+22	-	-	-	-
2047	N+23	-	-	-	-
2048	N+24	-	-	-	-
2049	N+25	-	-	-	-
2050	N+26	-	-	-	-
<b>Total for Benefits</b>	20.67	40.52	59.99	78.42	95.60

		<b>Wholesale Net Uncleared Capacity DRIPE,</b>				
2018		-	-	-	-	-
2019		-	-	-	-	-
2020		-	-	-	-	-
2021		-	-	-	-	-
2022		-	-	-	-	-
2023		-	-	-	-	-
2024	N	-	-	-	-	-
2025	N+1	-	-	-	-	-
2026	N+2	-	-	-	-	-
2027	N+3	-	-	-	-	-
2028	N+4	-	-	-	-	-
2029	N+5	9.72	9.72	9.72	9.72	9.72
2030	N+6	4.90	14.77	14.77	14.77	14.77
2031	N+7	3.94	8.93	18.96	18.96	18.96
2032	N+8	2.81	6.80	11.84	21.98	21.98
2033	N+9	-	1.10	5.18	10.32	20.68
2034	N+10	-	-	-	-	93.60
2035	N+11	-	-	-	-	-
2036	N+12	-	-	-	-	-
2037	N+13	-	-	-	-	-
2038	N+14	-	-	-	-	-
2039	N+15	-	-	-	-	-
2040	N+16	-	-	-	-	-
2041	N+17	-	-	-	-	-
2042	N+18	-	-	-	-	-
2043	N+19	-	-	-	-	-
2044	N+20	-	-	-	-	-
2045	N+21	-	-	-	-	-
2046	N+22	-	-	-	-	-
2047	N+23	-	-	-	-	-
2048	N+24	-	-	-	-	-
2049	N+25	-	-	-	-	-
2050	N+26	-	-	-	-	-
<b>Total for Benefits</b>		9.20	17.32	24.66	30.27	64.54

<b>2025</b>						
		<b>Wholesale Uncleared Capacity Avoided Co</b>				
2018		-	-	-	-	-
2019		-	-	-	-	-
2020		-	-	-	-	-
2021		-	-	-	-	-

2022		-	-	-	-	-
2023		-	-	-	-	-
2024		-	-	-	-	-
2025	N	-	-	-	-	-
2026	N+1	-	-	-	-	-
2027	N+2	-	-	-	-	-
2028	N+3	-	-	-	-	-
2029	N+4	-	-	-	-	-
2030	N+5	14.03	14.03	14.03	14.03	14.03
2031	N+6	10.05	25.12	25.12	25.12	25.12
2032	N+7	10.68	21.35	37.36	37.36	37.36
2033	N+8	10.57	21.13	31.70	47.55	47.55
2034	N+9	6.39	19.17	31.95	44.73	63.90
2035	N+10	-	5.01	15.02	25.03	35.04
2036	N+11	-	-	5.16	15.49	25.81
2037	N+12	-	-	-	5.32	15.97
2038	N+13	-	-	-	-	5.49
2039	N+14	-	-	-	-	-
2040	N+15	-	-	-	-	-
2041	N+16	-	-	-	-	-
2042	N+17	-	-	-	-	-
2043	N+18	-	-	-	-	-
2044	N+19	-	-	-	-	-
2045	N+20	-	-	-	-	-
2046	N+21	-	-	-	-	-
2047	N+22	-	-	-	-	-
2048	N+23	-	-	-	-	-
2049	N+24	-	-	-	-	-
2050	N+25	-	-	-	-	-
<b>Total for Benefits</b>		19.85	39.32	57.75	74.93	91.44

		<b>Wholesale Net Uncleared Capacity DRIPE,</b>				
2018		-	-	-	-	-
2019		-	-	-	-	-
2020		-	-	-	-	-
2021		-	-	-	-	-
2022		-	-	-	-	-
2023		-	-	-	-	-
2024		-	-	-	-	-
2025	N	-	-	-	-	-
2026	N+1	-	-	-	-	-
2027	N+2	-	-	-	-	-
2028	N+3	-	-	-	-	-
2029	N+4	-	-	-	-	-
2030	N+5	9.87	9.87	9.87	9.87	9.87
2031	N+6	4.98	15.01	15.01	15.01	15.01

2032	N+7	3.99	9.03	19.17	19.17	19.17
2033	N+8	2.87	6.94	12.08	22.44	22.44
2034	N+9	-	22.35	104.77	208.84	418.39
2035	N+10	-	-	-	-	4.80
2036	N+11	-	-	-	-	-
2037	N+12	-	-	-	-	-
2038	N+13	-	-	-	-	-
2039	N+14	-	-	-	-	-
2040	N+15	-	-	-	-	-
2041	N+16	-	-	-	-	-
2042	N+17	-	-	-	-	-
2043	N+18	-	-	-	-	-
2044	N+19	-	-	-	-	-
2045	N+20	-	-	-	-	-
2046	N+21	-	-	-	-	-
2047	N+22	-	-	-	-	-
2048	N+23	-	-	-	-	-
2049	N+24	-	-	-	-	-
2050	N+25	-	-	-	-	-
<b>Total for Benefits</b>		8.74	23.39	55.99	93.70	163.78

<b>2026</b>						
		<i>Wholesale Uncleared Capacity Avoided Co</i>				
2018		-	-	-	-	-
2019		-	-	-	-	-
2020		-	-	-	-	-
2021		-	-	-	-	-
2022		-	-	-	-	-
2023		-	-	-	-	-
2024		-	-	-	-	-
2025		-	-	-	-	-
2026	N	-	-	-	-	-
2027	N+1	-	-	-	-	-
2028	N+2	-	-	-	-	-
2029	N+3	-	-	-	-	-
2030	N+4	-	-	-	-	-
2031	N+5	14.03	14.03	14.03	14.03	14.03
2032	N+6	10.05	25.12	25.12	25.12	25.12
2033	N+7	10.68	21.35	37.36	37.36	37.36
2034	N+8	10.57	21.13	31.70	47.55	47.55
2035	N+9	6.39	19.17	31.95	44.73	63.90
2036	N+10	-	5.01	15.02	25.03	35.04
2037	N+11	-	-	5.16	15.49	25.81

2038	N+12	-	-	-	5.32	15.97
2039	N+13	-	-	-	-	5.49
2040	N+14	-	-	-	-	-
2041	N+15	-	-	-	-	-
2042	N+16	-	-	-	-	-
2043	N+17	-	-	-	-	-
2044	N+18	-	-	-	-	-
2045	N+19	-	-	-	-	-
2046	N+20	-	-	-	-	-
2047	N+21	-	-	-	-	-
2048	N+22	-	-	-	-	-
2049	N+23	-	-	-	-	-
2050	N+24	-	-	-	-	-
<b>Total for Benefits</b>		18.55	36.75	53.97	70.03	85.46

		<b><i>Wholesale Net Uncleared Capacity DRIPE,</i></b>				
2018		-	-	-	-	-
2019		-	-	-	-	-
2020		-	-	-	-	-
2021		-	-	-	-	-
2022		-	-	-	-	-
2023		-	-	-	-	-
2024		-	-	-	-	-
2025		-	-	-	-	-
2026	N	-	-	-	-	-
2027	N+1	-	-	-	-	-
2028	N+2	-	-	-	-	-
2029	N+3	-	-	-	-	-
2030	N+4	-	-	-	-	-
2031	N+5	9.87	9.87	9.87	9.87	9.87
2032	N+6	4.98	15.01	15.01	15.01	15.01
2033	N+7	3.99	9.03	19.17	19.17	19.17
2034	N+8	2.87	6.94	12.08	22.44	22.44
2035	N+9	-	22.35	104.77	208.84	418.39
2036	N+10	-	-	-	-	4.80
2037	N+11	-	-	-	-	-
2038	N+12	-	-	-	-	-
2039	N+13	-	-	-	-	-
2040	N+14	-	-	-	-	-
2041	N+15	-	-	-	-	-
2042	N+16	-	-	-	-	-
2043	N+17	-	-	-	-	-
2044	N+18	-	-	-	-	-
2045	N+19	-	-	-	-	-
2046	N+20	-	-	-	-	-
2047	N+21	-	-	-	-	-

<b>2048</b>	<b>N+22</b>	-	-	-	-	-
<b>2049</b>	<b>N+23</b>	-	-	-	-	-
<b>2050</b>	<b>N+24</b>	-	-	-	-	-
<b>Total for Benefits</b>		8.16	21.86	52.33	87.57	153.07

# WHOLESALE RATES -- 2024\$/

6                      7                      8                      9                      10                      11                      12                      13

## Costs - NH - Sustained Demand Reductions

-	-	-	-	-	-	-	-	-
-	-	-	-	-	-	-	-	-
-	-	-	-	-	-	-	-	-
-	-	-	-	-	-	-	-	-
-	-	-	-	-	-	-	-	-
-	-	-	-	-	-	-	-	-
-	-	-	-	-	-	-	-	-
-	-	-	-	-	-	-	-	-
-	-	-	-	-	-	-	-	-
14.74	14.74	14.74	14.74	14.74	14.74	14.74	14.74	14.74
23.39	23.39	23.39	23.39	23.39	23.39	23.39	23.39	23.39
35.17	35.17	35.17	35.17	35.17	35.17	35.17	35.17	35.17
48.04	48.04	48.04	48.04	48.04	48.04	48.04	48.04	48.04
52.83	52.83	52.83	52.83	52.83	52.83	52.83	52.83	52.83
63.90	63.90	63.90	63.90	63.90	63.90	63.90	63.90	63.90
35.04	50.06	50.06	50.06	50.06	50.06	50.06	50.06	50.06
25.81	36.14	51.63	51.63	51.63	51.63	51.63	51.63	51.63
15.97	26.62	37.27	53.24	53.24	53.24	53.24	53.24	53.24
5.49	16.47	27.45	38.44	54.91	54.91	54.91	54.91	54.91
-	5.66	16.99	28.31	39.64	56.63	56.63	56.63	56.63
-	-	5.84	17.52	29.20	40.88	58.40	58.40	58.40
-	-	-	6.02	18.07	30.11	42.16	60.23	60.23
-	-	-	-	6.21	18.63	31.06	43.48	43.48
-	-	-	-	-	6.41	19.22	32.03	32.03
-	-	-	-	-	-	6.61	19.82	19.82
-	-	-	-	-	-	-	6.81	6.81
-	-	-	-	-	-	-	-	-
-	-	-	-	-	-	-	-	-
-	-	-	-	-	-	-	-	-
-	-	-	-	-	-	-	-	-
-	-	-	-	-	-	-	-	-
112.12	126.58	140.52	153.95	166.90	179.38	191.41	203.00	203.00









26.62	37.27	53.24	53.24	53.24	53.24	53.24	53.24
16.47	27.45	38.44	54.91	54.91	54.91	54.91	54.91
5.66	16.99	28.31	39.64	56.63	56.63	56.63	56.63
-	5.84	17.52	29.20	40.88	58.40	58.40	58.40
-	-	6.02	18.07	30.11	42.16	60.23	60.23
-	-	-	6.21	18.63	31.06	43.48	62.11
-	-	-	-	6.41	19.22	32.03	44.84
-	-	-	-	-	6.61	19.82	33.03
-	-	-	-	-	-	6.81	20.44
-	-	-	-	-	-	-	7.03
-	-	-	-	-	-	-	-
-	-	-	-	-	-	-	-
-	-	-	-	-	-	-	-
-	-	-	-	-	-	-	-
98.98	112.00	124.56	136.66	148.32	159.57	170.40	180.84

**Zone-on-Zone - NH - Sustained Demand Reductions**

-	-	-	-	-	-	-	-
-	-	-	-	-	-	-	-
-	-	-	-	-	-	-	-
-	-	-	-	-	-	-	-
-	-	-	-	-	-	-	-
-	-	-	-	-	-	-	-
-	-	-	-	-	-	-	-
-	-	-	-	-	-	-	-
-	-	-	-	-	-	-	-
-	-	-	-	-	-	-	-
-	-	-	-	-	-	-	-
9.87	9.87	9.87	9.87	9.87	9.87	9.87	9.87
15.01	15.01	15.01	15.01	15.01	15.01	15.01	15.01
19.17	19.17	19.17	19.17	19.17	19.17	19.17	19.17
22.44	22.44	22.44	22.44	22.44	22.44	22.44	22.44
418.39	418.39	418.39	418.39	418.39	418.39	418.39	418.39
15.54	15.54	15.54	15.54	15.54	15.54	15.54	15.54
-	9.72	9.72	9.72	9.72	9.72	9.72	9.72
-	-	5.55	5.55	5.55	5.55	5.55	5.55
-	-	-	2.52	2.52	2.52	2.52	2.52
-	-	-	-	0.65	0.65	0.65	0.65
-	-	-	-	-	0.00	0.00	0.00
-	-	-	-	-	-	0.00	0.00
-	-	-	-	-	-	-	0.00
-	-	-	-	-	-	-	-
-	-	-	-	-	-	-	-
-	-	-	-	-	-	-	-
-	-	-	-	-	-	-	-

-	-	-	-	-	-	-	-
-	-	-	-	-	-	-	-
-	-	-	-	-	-	-	-
156.14	158.74	160.13	160.72	160.86	160.86	160.86	160.86

# kW-yr

14	15	16	17	18	19	20	21
-	-	-	-	-	-	-	-
-	-	-	-	-	-	-	-
-	-	-	-	-	-	-	-
-	-	-	-	-	-	-	-
-	-	-	-	-	-	-	-
-	-	-	-	-	-	-	-
-	-	-	-	-	-	-	-
-	-	-	-	-	-	-	-
-	-	-	-	-	-	-	-
14.74	14.74	14.74	14.74	14.74	14.74	14.74	14.74
23.39	23.39	23.39	23.39	23.39	23.39	23.39	23.39
35.17	35.17	35.17	35.17	35.17	35.17	35.17	35.17
48.04	48.04	48.04	48.04	48.04	48.04	48.04	48.04
52.83	52.83	52.83	52.83	52.83	52.83	52.83	52.83
63.90	63.90	63.90	63.90	63.90	63.90	63.90	63.90
50.06	50.06	50.06	50.06	50.06	50.06	50.06	50.06
51.63	51.63	51.63	51.63	51.63	51.63	51.63	51.63
53.24	53.24	53.24	53.24	53.24	53.24	53.24	53.24
54.91	54.91	54.91	54.91	54.91	54.91	54.91	54.91
56.63	56.63	56.63	56.63	56.63	56.63	56.63	56.63
58.40	58.40	58.40	58.40	58.40	58.40	58.40	58.40
60.23	60.23	60.23	60.23	60.23	60.23	60.23	60.23
62.11	62.11	62.11	62.11	62.11	62.11	62.11	62.11
44.84	64.05	64.05	64.05	64.05	64.05	64.05	64.05
33.03	46.24	66.06	66.06	66.06	66.06	66.06	66.06
20.44	34.06	47.69	68.13	68.13	68.13	68.13	68.13
7.03	21.08	35.13	49.18	70.26	70.26	70.26	70.26
-	7.25	21.74	36.23	50.72	72.46	72.46	72.46
-	-	7.47	22.42	37.36	52.31	74.72	74.72
-	-	-	7.71	23.12	38.53	53.94	77.06
-	-	-	-	7.95	23.84	39.74	55.63
214.17	224.94	235.32	245.33	254.97	263.41	269.85	274.36

-	-	-	-	-	-	-	-
-	-	-	-	-	-	-	-
-	-	-	-	-	-	-	-
-	-	-	-	-	-	-	-
-	-	-	-	-	-	-	-
-	-	-	-	-	-	-	-
-	-	-	-	-	-	-	-
-	-	-	-	-	-	-	-
-	-	-	-	-	-	-	-
9.72	9.72	9.72	9.72	9.72	9.72	9.72	9.72
14.77	14.77	14.77	14.77	14.77	14.77	14.77	14.77
18.96	18.96	18.96	18.96	18.96	18.96	18.96	18.96
21.98	21.98	21.98	21.98	21.98	21.98	21.98	21.98
20.68	20.68	20.68	20.68	20.68	20.68	20.68	20.68
303.14	303.14	303.14	303.14	303.14	303.14	303.14	303.14
9.56	9.56	9.56	9.56	9.56	9.56	9.56	9.56
5.46	5.46	5.46	5.46	5.46	5.46	5.46	5.46
2.48	2.48	2.48	2.48	2.48	2.48	2.48	2.48
0.64	0.64	0.64	0.64	0.64	0.64	0.64	0.64
0.00	0.00	0.00	0.00	0.00	0.00	0.00	0.00
0.00	0.00	0.00	0.00	0.00	0.00	0.00	0.00
0.00	0.00	0.00	0.00	0.00	0.00	0.00	0.00
0.00	0.00	0.00	0.00	0.00	0.00	0.00	0.00
-	-	-	-	-	-	-	-
-	-	-	-	-	-	-	-
-	-	-	-	-	-	-	-
-	-	-	-	-	-	-	-
-	-	-	-	-	-	-	-
-	-	-	-	-	-	-	-
-	-	-	-	-	-	-	-
138.47	138.47	138.47	138.47	138.47	138.47	138.47	138.47

-	-	-	-	-	-	-	-
-	-	-	-	-	-	-	-
-	-	-	-	-	-	-	-
-	-	-	-	-	-	-	-







53.24	53.24	53.24	53.24	53.24	53.24	53.24	53.24
54.91	54.91	54.91	54.91	54.91	54.91	54.91	54.91
56.63	56.63	56.63	56.63	56.63	56.63	56.63	56.63
58.40	58.40	58.40	58.40	58.40	58.40	58.40	58.40
60.23	60.23	60.23	60.23	60.23	60.23	60.23	60.23
62.11	62.11	62.11	62.11	62.11	62.11	62.11	62.11
64.05	64.05	64.05	64.05	64.05	64.05	64.05	64.05
46.24	66.06	66.06	66.06	66.06	66.06	66.06	66.06
34.06	47.69	68.13	68.13	68.13	68.13	68.13	68.13
21.08	35.13	49.18	70.26	70.26	70.26	70.26	70.26
7.25	21.74	36.23	50.72	72.46	72.46	72.46	72.46
-	7.47	22.42	37.36	52.31	74.72	74.72	74.72
-	-	7.71	23.12	38.53	53.94	77.06	77.06
190.91	200.61	209.96	218.15	224.39	228.76	231.33	231.33

-	-	-	-	-	-	-	-
-	-	-	-	-	-	-	-
-	-	-	-	-	-	-	-
-	-	-	-	-	-	-	-
-	-	-	-	-	-	-	-
-	-	-	-	-	-	-	-
-	-	-	-	-	-	-	-
-	-	-	-	-	-	-	-
-	-	-	-	-	-	-	-
-	-	-	-	-	-	-	-
-	-	-	-	-	-	-	-
9.87	9.87	9.87	9.87	9.87	9.87	9.87	9.87
15.01	15.01	15.01	15.01	15.01	15.01	15.01	15.01
19.17	19.17	19.17	19.17	19.17	19.17	19.17	19.17
22.44	22.44	22.44	22.44	22.44	22.44	22.44	22.44
418.39	418.39	418.39	418.39	418.39	418.39	418.39	418.39
15.54	15.54	15.54	15.54	15.54	15.54	15.54	15.54
9.72	9.72	9.72	9.72	9.72	9.72	9.72	9.72
5.55	5.55	5.55	5.55	5.55	5.55	5.55	5.55
2.52	2.52	2.52	2.52	2.52	2.52	2.52	2.52
0.65	0.65	0.65	0.65	0.65	0.65	0.65	0.65
0.00	0.00	0.00	0.00	0.00	0.00	0.00	0.00
0.00	0.00	0.00	0.00	0.00	0.00	0.00	0.00
0.00	0.00	0.00	0.00	0.00	0.00	0.00	0.00
0.00	0.00	0.00	0.00	0.00	0.00	0.00	0.00
-	-	-	-	-	-	-	-
-	-	-	-	-	-	-	-
-	-	-	-	-	-	-	-



22	23	24	25	Program Duration (Measure Life)			
				1	2	3	4
<b>2024\$</b>							
				<b><i>Retail Uncleared Capacity Avoided Costs</i></b>			
-	-	-	-	-	-	-	-
-	-	-	-	-	-	-	-
-	-	-	-	-	-	-	-
-	-	-	-	-	-	-	-
-	-	-	-	-	-	-	-
-	-	-	-	-	-	-	-
-	-	-	-	-	-	-	-
-	-	-	-	-	-	-	-
-	-	-	-	-	-	-	-
14.74	14.74	14.74	14.74	21.58	21.58	21.58	21.58
23.39	23.39	23.39	23.39	13.69	34.23	34.23	34.23
35.17	35.17	35.17	35.17	14.71	29.42	51.48	51.48
48.04	48.04	48.04	48.04	15.63	31.25	46.88	70.32
52.83	52.83	52.83	52.83	7.73	23.20	38.67	54.13
63.90	63.90	63.90	63.90	-	9.35	28.06	46.77
50.06	50.06	50.06	50.06	-	-	7.33	21.98
51.63	51.63	51.63	51.63	-	-	-	7.56
53.24	53.24	53.24	53.24	-	-	-	-
54.91	54.91	54.91	54.91	-	-	-	-
56.63	56.63	56.63	56.63	-	-	-	-
58.40	58.40	58.40	58.40	-	-	-	-
60.23	60.23	60.23	60.23	-	-	-	-
62.11	62.11	62.11	62.11	-	-	-	-
64.05	64.05	64.05	64.05	-	-	-	-
66.06	66.06	66.06	66.06	-	-	-	-
68.13	68.13	68.13	68.13	-	-	-	-
70.26	70.26	70.26	70.26	-	-	-	-
72.46	72.46	72.46	72.46	-	-	-	-
74.72	74.72	74.72	74.72	-	-	-	-
77.06	77.06	77.06	77.06	-	-	-	-
79.47	79.47	79.47	79.47	-	-	-	-
277.01	277.01	277.01	277.01	45.41	89.02	131.79	172.28











-	-	-	-
-	-	-	-
-	-	-	-
160.86	160.86	160.86	160.86

-	-	-	-
-	-	-	-
-	-	-	-
19.90	53.28	127.52	213.40











-	-	-	-	-	-	-
-	-	-	-	-	-	-
-	-	-	-	-	-	-
373.03	380.52	386.85	390.23	391.66	392.01	392.01

# LIMITED HOUR DEMAND REDUCTIONS -- \$/k

12	13	14	15	16	17	18
-	-	-	-	-	-	-
-	-	-	-	-	-	-
-	-	-	-	-	-	-
-	-	-	-	-	-	-
-	-	-	-	-	-	-
-	-	-	-	-	-	-
-	-	-	-	-	-	-
-	-	-	-	-	-	-
-	-	-	-	-	-	-
-	-	-	-	-	-	-
21.58	21.58	21.58	21.58	21.58	21.58	21.58
34.23	34.23	34.23	34.23	34.23	34.23	34.23
51.48	51.48	51.48	51.48	51.48	51.48	51.48
70.32	70.32	70.32	70.32	70.32	70.32	70.32
77.34	77.34	77.34	77.34	77.34	77.34	77.34
93.54	93.54	93.54	93.54	93.54	93.54	93.54
73.28	73.28	73.28	73.28	73.28	73.28	73.28
75.57	75.57	75.57	75.57	75.57	75.57	75.57
77.94	77.94	77.94	77.94	77.94	77.94	77.94
80.38	80.38	80.38	80.38	80.38	80.38	80.38
82.89	82.89	82.89	82.89	82.89	82.89	82.89
85.49	85.49	85.49	85.49	85.49	85.49	85.49
61.71	88.16	88.16	88.16	88.16	88.16	88.16
45.46	63.64	90.92	90.92	90.92	90.92	90.92
28.13	46.88	65.63	93.76	93.76	93.76	93.76
9.67	29.01	48.35	67.69	96.70	96.70	96.70
-	9.97	29.92	49.86	69.81	99.72	99.72
-	-	10.28	30.85	51.42	71.99	102.84
-	-	-	10.61	31.82	53.03	74.24
-	-	-	-	10.94	32.81	54.69
-	-	-	-	-	11.28	33.84
-	-	-	-	-	-	11.63
420.48	445.95	470.49	494.15	516.96	538.93	560.11



-	-	-	-	-	-	-
-	-	-	-	-	-	-
-	-	-	-	-	-	-
-	-	-	-	-	-	-
-	-	-	-	-	-	-
-	-	-	-	-	-	-
-	-	-	-	-	-	-
-	-	-	-	-	-	-
-	-	-	-	-	-	-
-	-	-	-	-	-	-
14.22	14.22	14.22	14.22	14.22	14.22	14.22
21.63	21.63	21.63	21.63	21.63	21.63	21.63
27.75	27.75	27.75	27.75	27.75	27.75	27.75
32.18	32.18	32.18	32.18	32.18	32.18	32.18
30.27	30.27	30.27	30.27	30.27	30.27	30.27
443.73	443.73	443.73	443.73	443.73	443.73	443.73
13.99	13.99	13.99	13.99	13.99	13.99	13.99
7.99	7.99	7.99	7.99	7.99	7.99	7.99
3.63	3.63	3.63	3.63	3.63	3.63	3.63
0.94	0.94	0.94	0.94	0.94	0.94	0.94
0.00	0.00	0.00	0.00	0.00	0.00	0.00
0.00	0.00	0.00	0.00	0.00	0.00	0.00
-	0.00	0.00	0.00	0.00	0.00	0.00
-	-	0.00	0.00	0.00	0.00	0.00
-	-	-	-	-	-	-
-	-	-	-	-	-	-
-	-	-	-	-	-	-
-	-	-	-	-	-	-
-	-	-	-	-	-	-
-	-	-	-	-	-	-
-	-	-	-	-	-	-
-	-	-	-	-	-	-
-	-	-	-	-	-	-
-	-	-	-	-	-	-
304.19	304.19	304.19	304.19	304.19	304.19	304.19

-	-	-	-	-	-	-
-	-	-	-	-	-	-
-	-	-	-	-	-	-
-	-	-	-	-	-	-





86.46	86.46	86.46	86.46	86.46	86.46	86.46
89.17	89.17	89.17	89.17	89.17	89.17	89.17
91.96	91.96	91.96	91.96	91.96	91.96	91.96
94.83	94.83	94.83	94.83	94.83	94.83	94.83
97.80	97.80	97.80	97.80	97.80	97.80	97.80
70.60	100.86	100.86	100.86	100.86	100.86	100.86
52.01	72.81	104.02	104.02	104.02	104.02	104.02
32.18	53.64	75.09	107.27	107.27	107.27	107.27
11.06	33.19	55.31	77.44	110.63	110.63	110.63
-	11.41	34.23	57.04	79.86	114.09	114.09
-	-	11.77	35.30	58.83	82.36	117.66
-	-	-	12.13	36.40	60.67	84.94
-	-	-	-	12.51	37.54	62.57
415.27	440.72	465.24	488.88	511.67	531.62	546.84

-	-	-	-	-	-	-
-	-	-	-	-	-	-
-	-	-	-	-	-	-
-	-	-	-	-	-	-
-	-	-	-	-	-	-
-	-	-	-	-	-	-
-	-	-	-	-	-	-
-	-	-	-	-	-	-
-	-	-	-	-	-	-
-	-	-	-	-	-	-
-	-	-	-	-	-	-
-	-	-	-	-	-	-
16.03	16.03	16.03	16.03	16.03	16.03	16.03
24.37	24.37	24.37	24.37	24.37	24.37	24.37
31.14	31.14	31.14	31.14	31.14	31.14	31.14
36.43	36.43	36.43	36.43	36.43	36.43	36.43
679.40	679.40	679.40	679.40	679.40	679.40	679.40
25.23	25.23	25.23	25.23	25.23	25.23	25.23
15.79	15.79	15.79	15.79	15.79	15.79	15.79
9.02	9.02	9.02	9.02	9.02	9.02	9.02
4.10	4.10	4.10	4.10	4.10	4.10	4.10
1.06	1.06	1.06	1.06	1.06	1.06	1.06
0.00	0.00	0.00	0.00	0.00	0.00	0.00
0.00	0.00	0.00	0.00	0.00	0.00	0.00
-	0.00	0.00	0.00	0.00	0.00	0.00
-	-	0.00	0.00	0.00	0.00	0.00
-	-	-	-	-	-	-
-	-	-	-	-	-	-
-	-	-	-	-	-	-



# W-yr

19	20	21	22	23	24	25
-	-	-	-	-	-	-
-	-	-	-	-	-	-
-	-	-	-	-	-	-
-	-	-	-	-	-	-
-	-	-	-	-	-	-
-	-	-	-	-	-	-
-	-	-	-	-	-	-
-	-	-	-	-	-	-
-	-	-	-	-	-	-
-	-	-	-	-	-	-
21.58	21.58	21.58	21.58	21.58	21.58	21.58
34.23	34.23	34.23	34.23	34.23	34.23	34.23
51.48	51.48	51.48	51.48	51.48	51.48	51.48
70.32	70.32	70.32	70.32	70.32	70.32	70.32
77.34	77.34	77.34	77.34	77.34	77.34	77.34
93.54	93.54	93.54	93.54	93.54	93.54	93.54
73.28	73.28	73.28	73.28	73.28	73.28	73.28
75.57	75.57	75.57	75.57	75.57	75.57	75.57
77.94	77.94	77.94	77.94	77.94	77.94	77.94
80.38	80.38	80.38	80.38	80.38	80.38	80.38
82.89	82.89	82.89	82.89	82.89	82.89	82.89
85.49	85.49	85.49	85.49	85.49	85.49	85.49
88.16	88.16	88.16	88.16	88.16	88.16	88.16
90.92	90.92	90.92	90.92	90.92	90.92	90.92
93.76	93.76	93.76	93.76	93.76	93.76	93.76
96.70	96.70	96.70	96.70	96.70	96.70	96.70
99.72	99.72	99.72	99.72	99.72	99.72	99.72
102.84	102.84	102.84	102.84	102.84	102.84	102.84
106.06	106.06	106.06	106.06	106.06	106.06	106.06
76.57	109.38	109.38	109.38	109.38	109.38	109.38
56.40	78.96	112.80	112.80	112.80	112.80	112.80
34.90	58.17	81.43	116.33	116.33	116.33	116.33
578.66	592.81	602.71	608.52	608.52	608.52	608.52

-	-	-	-	-	-	-
-	-	-	-	-	-	-
-	-	-	-	-	-	-
-	-	-	-	-	-	-
-	-	-	-	-	-	-
-	-	-	-	-	-	-
-	-	-	-	-	-	-
-	-	-	-	-	-	-
-	-	-	-	-	-	-
-	-	-	-	-	-	-
14.22	14.22	14.22	14.22	14.22	14.22	14.22
21.63	21.63	21.63	21.63	21.63	21.63	21.63
27.75	27.75	27.75	27.75	27.75	27.75	27.75
32.18	32.18	32.18	32.18	32.18	32.18	32.18
30.27	30.27	30.27	30.27	30.27	30.27	30.27
443.73	443.73	443.73	443.73	443.73	443.73	443.73
13.99	13.99	13.99	13.99	13.99	13.99	13.99
7.99	7.99	7.99	7.99	7.99	7.99	7.99
3.63	3.63	3.63	3.63	3.63	3.63	3.63
0.94	0.94	0.94	0.94	0.94	0.94	0.94
0.00	0.00	0.00	0.00	0.00	0.00	0.00
0.00	0.00	0.00	0.00	0.00	0.00	0.00
0.00	0.00	0.00	0.00	0.00	0.00	0.00
0.00	0.00	0.00	0.00	0.00	0.00	0.00
-	-	-	-	-	-	-
-	-	-	-	-	-	-
-	-	-	-	-	-	-
-	-	-	-	-	-	-
-	-	-	-	-	-	-
-	-	-	-	-	-	-
-	-	-	-	-	-	-
-	-	-	-	-	-	-
304.19	304.19	304.19	304.19	304.19	304.19	304.19

-	-	-	-	-	-	-
-	-	-	-	-	-	-
-	-	-	-	-	-	-
-	-	-	-	-	-	-







86.46	86.46	86.46	86.46	86.46	86.46	86.46
89.17	89.17	89.17	89.17	89.17	89.17	89.17
91.96	91.96	91.96	91.96	91.96	91.96	91.96
94.83	94.83	94.83	94.83	94.83	94.83	94.83
97.80	97.80	97.80	97.80	97.80	97.80	97.80
100.86	100.86	100.86	100.86	100.86	100.86	100.86
104.02	104.02	104.02	104.02	104.02	104.02	104.02
107.27	107.27	107.27	107.27	107.27	107.27	107.27
110.63	110.63	110.63	110.63	110.63	110.63	110.63
114.09	114.09	114.09	114.09	114.09	114.09	114.09
117.66	117.66	117.66	117.66	117.66	117.66	117.66
121.34	121.34	121.34	121.34	121.34	121.34	121.34
87.60	125.14	125.14	125.14	125.14	125.14	125.14
557.49	563.74	563.74	563.74	563.74	563.74	563.74

-	-	-	-	-	-	-
-	-	-	-	-	-	-
-	-	-	-	-	-	-
-	-	-	-	-	-	-
-	-	-	-	-	-	-
-	-	-	-	-	-	-
-	-	-	-	-	-	-
-	-	-	-	-	-	-
-	-	-	-	-	-	-
-	-	-	-	-	-	-
-	-	-	-	-	-	-
16.03	16.03	16.03	16.03	16.03	16.03	16.03
24.37	24.37	24.37	24.37	24.37	24.37	24.37
31.14	31.14	31.14	31.14	31.14	31.14	31.14
36.43	36.43	36.43	36.43	36.43	36.43	36.43
679.40	679.40	679.40	679.40	679.40	679.40	679.40
25.23	25.23	25.23	25.23	25.23	25.23	25.23
15.79	15.79	15.79	15.79	15.79	15.79	15.79
9.02	9.02	9.02	9.02	9.02	9.02	9.02
4.10	4.10	4.10	4.10	4.10	4.10	4.10
1.06	1.06	1.06	1.06	1.06	1.06	1.06
0.00	0.00	0.00	0.00	0.00	0.00	0.00
0.00	0.00	0.00	0.00	0.00	0.00	0.00
0.00	0.00	0.00	0.00	0.00	0.00	0.00
0.00	0.00	0.00	0.00	0.00	0.00	0.00
-	-	-	-	-	-	-
-	-	-	-	-	-	-
-	-	-	-	-	-	-



## STRATEGY SUMMARY

Strategy	Link	AESC Sensitivity	AESC Preset	Preset Detail
Top 20 All Hours	<a href="#">Strategy 1</a>	Main 2021 AESC	Peak Load (Top %)	0.23%
Top 20 Summer Hours	<a href="#">Strategy 2</a>	Main 2021 AESC	Peak Load (Top %)	0.68%
Summer Daily Discharge	<a href="#">Strategy 3</a>	Main 2021 AESC	User Input	Discharge daily 4-7 pm
Summer Daily Charge	<a href="#">Strategy 4</a>	Main 2021 AESC	User Input	Charge daily 2-5 am
Summer Targeted Charge	<a href="#">Strategy 5</a>	Main 2021 AESC	User Input	Charge 2-5 am, July a
Top 20 Winter Hours	<a href="#">Strategy 6</a>	Main 2021 AESC	Peak Load (Top %)	0.34%
Winter Targeted Charge	<a href="#">Strategy 7</a>	Main 2021 AESC	User Input	Charge 2-5 am, Dece

1

2

3

4

5

2

4

Years		Retail Energy \$/kWh	Energy DRIPE \$/kWh	Retail Energy \$/kWh
ANNUAL AVOIDED COSTS				CUMULATIVE AVOIDED COSTS
2024 2024\$		Shifted Year		2024
1	2024	0.057	0.006	0.055
2	2025	0.056	0.009	0.106
3	2026	0.053	0.009	0.151
4	2027	0.054	0.011	0.194
5	2028	0.054	0.011	0.234
6	2029	0.058	0.011	0.273
7	2030	0.063	0.010	0.314
8	2031	0.065	0.009	0.353
9	2032	0.065	0.009	0.390
10	2033	0.065	0.008	0.424
11	2034	0.069	0.006	0.458
12	2035	0.073	-	0.492
13	2036	0.076	-	0.524
14	2037	0.078	-	0.555
15	2038	0.081	-	0.586
16	2039	0.084	-	0.615
17	2040	0.088	-	0.644
18	2041	0.092	-	0.672
19	2042	0.096	-	0.700
20	2043	0.100	-	0.726
21	2044	0.104	-	0.752
22	2045	0.109	-	0.778
23	2046	0.114	-	0.803
24	2047	0.119	-	0.827
25	2048	0.125	-	0.851
26	2049	0.131	-	0.874
27	2050	0.137	-	0.897
2025 2025\$		Shifted Year		2025
1	2025	0.059	0.006	0.053
2	2026	0.056	0.009	0.101

3	2027	0.057	0.010	0.146
4	2028	0.057	0.012	0.188
5	2029	0.061	0.012	0.230
6	2030	0.066	0.011	0.273
7	2031	0.069	0.011	0.314
8	2032	0.069	0.010	0.353
9	2033	0.068	0.010	0.389
10	2034	0.072	0.009	0.424
11	2035	0.077	0.006	0.459
12	2036	0.080	-	0.494
13	2037	0.082	-	0.527
14	2038	0.086	-	0.559
15	2039	0.089	-	0.590
16	2040	0.093	-	0.620
17	2041	0.096	-	0.650
18	2042	0.101	-	0.679
19	2043	0.105	-	0.707
20	2044	0.110	-	0.734
21	2045	0.115	-	0.761
22	2046	0.120	-	0.787
23	2047	0.125	-	0.813
24	2048	0.131	-	0.838
25	2049	0.137	-	0.862
<b>2026 2026\$</b>		<b>Shifted Year</b>		<b>2026</b>
1	2026	0.059	0.007	0.050
2	2027	0.060	0.010	0.098
3	2028	0.060	0.010	0.142
4	2029	0.064	0.013	0.186
5	2030	0.070	0.013	0.231
6	2031	0.072	0.012	0.275
7	2032	0.072	0.011	0.315
8	2033	0.072	0.010	0.353
9	2034	0.076	0.010	0.391
10	2035	0.081	0.009	0.428
11	2036	0.084	0.006	0.464
12	2037	0.087	-	0.499
13	2038	0.090	-	0.533
14	2039	0.094	-	0.565
15	2040	0.098	-	0.597
16	2041	0.102	-	0.628
17	2042	0.106	-	0.659
18	2043	0.111	-	0.688
19	2044	0.116	-	0.717
20	2045	0.121	-	0.745
21	2046	0.126	-	0.773
22	2047	0.132	-	0.800
23	2048	0.138	-	0.826
24	2049	0.145	-	0.852
25	2050	0.152	-	0.877

Years		Retail Energy \$/kWh	Energy DRIPE \$/kWh	Retail Energy \$/kWh	
ANNUAL AVOIDED COSTS				CUMULATIVE A	
2024 2024\$		Shifted Year		2024	
1	2024	0.057	0.006		0.055
2	2025	0.056	0.009		0.106
3	2026	0.053	0.009		0.151
4	2027	0.054	0.011		0.194
5	2028	0.054	0.011		0.234
6	2029	0.058	0.011		0.273
7	2030	0.063	0.010		0.314
8	2031	0.065	0.009		0.353
9	2032	0.065	0.009		0.390
10	2033	0.065	0.008		0.424
11	2034	0.069	0.006		0.458
12	2035	0.073	-		0.492
13	2036	0.076	-		0.524
14	2037	0.078	-		0.555
15	2038	0.081	-		0.586
16	2039	0.084	-		0.615
17	2040	0.088	-		0.644
18	2041	0.092	-		0.672
19	2042	0.096	-		0.700
20	2043	0.100	-		0.726
21	2044	0.104	-		0.752
22	2045	0.109	-		0.778
23	2046	0.114	-		0.803
24	2047	0.119	-		0.827
25	2048	0.125	-		0.851
26	2049	0.131	-		0.874
27	2050	0.137	-		0.897
2025 2025\$		Shifted Year		2025	
1	2025	0.059	0.006		0.053
2	2026	0.056	0.009		0.101
3	2027	0.057	0.010		0.146
4	2028	0.057	0.012		0.188
5	2029	0.061	0.012		0.230
6	2030	0.066	0.011		0.273
7	2031	0.069	0.011		0.314
8	2032	0.069	0.010		0.353
9	2033	0.068	0.010		0.389
10	2034	0.072	0.009		0.424
11	2035	0.077	0.006		0.459
12	2036	0.080	-		0.494
13	2037	0.082	-		0.527

14	2038	0.086	-	0.559
15	2039	0.089	-	0.590
16	2040	0.093	-	0.620
17	2041	0.096	-	0.650
18	2042	0.101	-	0.679
19	2043	0.105	-	0.707
20	2044	0.110	-	0.734
21	2045	0.115	-	0.761
22	2046	0.120	-	0.787
23	2047	0.125	-	0.813
24	2048	0.131	-	0.838
25	2049	0.137	-	0.862
<b>2026 2026\$</b>		<b>Shifted Year</b>		<b>2026</b>
1	2026	0.059	0.007	0.050
2	2027	0.060	0.010	0.098
3	2028	0.060	0.010	0.142
4	2029	0.064	0.013	0.186
5	2030	0.070	0.013	0.231
6	2031	0.072	0.012	0.275
7	2032	0.072	0.011	0.315
8	2033	0.072	0.010	0.353
9	2034	0.076	0.010	0.391
10	2035	0.081	0.009	0.428
11	2036	0.084	0.006	0.464
12	2037	0.087	-	0.499
13	2038	0.090	-	0.533
14	2039	0.094	-	0.565
15	2040	0.098	-	0.597
16	2041	0.102	-	0.628
17	2042	0.106	-	0.659
18	2043	0.111	-	0.688
19	2044	0.116	-	0.717
20	2045	0.121	-	0.745
21	2046	0.126	-	0.773
22	2047	0.132	-	0.800
23	2048	0.138	-	0.826
24	2049	0.145	-	0.852
25	2050	0.152	-	0.877

Years		Retail Energy \$/kWh	Energy DRIPE \$/kWh	Retail Energy \$/kWh
<b>ANNUAL AVOIDED COSTS</b>				<b>CUMULATIVE A</b>
<b>2024 2024\$</b>		<b>Shifted Year</b>		<b>2024</b>
1	2024	0.050	0.002	0.048
2	2025	0.049	0.003	0.093
3	2026	0.049	0.003	0.134

4	2027	0.050	0.004	0.174
5	2028	0.051	0.004	0.211
6	2029	0.052	0.004	0.247
7	2030	0.056	0.004	0.284
8	2031	0.057	0.003	0.318
9	2032	0.060	0.003	0.352
10	2033	0.057	0.003	0.382
11	2034	0.057	0.002	0.410
12	2035	0.059	-	0.437
13	2036	0.059	-	0.462
14	2037	0.060	-	0.486
15	2038	0.061	-	0.509
16	2039	0.062	-	0.531
17	2040	0.063	-	0.552
18	2041	0.064	-	0.571
19	2042	0.066	-	0.590
20	2043	0.067	-	0.608
21	2044	0.068	-	0.625
22	2045	0.070	-	0.641
23	2046	0.072	-	0.657
24	2047	0.073	-	0.672
25	2048	0.075	-	0.686
26	2049	0.077	-	0.700
27	2050	0.079	-	0.713
<b>2025 2025\$</b>		<b>Shifted Year</b>		<b>2025</b>
1	2025	0.051	0.002	0.046
2	2026	0.052	0.003	0.090
3	2027	0.053	0.003	0.132
4	2028	0.053	0.004	0.171
5	2029	0.055	0.004	0.209
6	2030	0.059	0.004	0.248
7	2031	0.060	0.004	0.284
8	2032	0.063	0.004	0.319
9	2033	0.060	0.003	0.351
10	2034	0.060	0.003	0.380
11	2035	0.062	0.002	0.409
12	2036	0.063	-	0.436
13	2037	0.063	-	0.461
14	2038	0.064	-	0.485
15	2039	0.065	-	0.508
16	2040	0.066	-	0.530
17	2041	0.068	-	0.551
18	2042	0.069	-	0.570
19	2043	0.071	-	0.589
20	2044	0.072	-	0.607
21	2045	0.074	-	0.624
22	2046	0.075	-	0.641
23	2047	0.077	-	0.657
24	2048	0.079	-	0.672



25	2049	0.081	-	0.686
<b>2026 2026\$</b>		<b>Shifted Year</b>		<b>2026</b>
1	2026	0.055	0.002	0.046
2	2027	0.055	0.003	0.090
3	2028	0.056	0.004	0.132
4	2029	0.058	0.004	0.172
5	2030	0.063	0.004	0.212
6	2031	0.064	0.004	0.250
7	2032	0.066	0.004	0.288
8	2033	0.063	0.004	0.321
9	2034	0.063	0.004	0.352
10	2035	0.065	0.003	0.382
11	2036	0.066	0.002	0.410
12	2037	0.067	-	0.437
13	2038	0.068	-	0.462
14	2039	0.069	-	0.486
15	2040	0.070	-	0.509
16	2041	0.071	-	0.531
17	2042	0.073	-	0.552
18	2043	0.074	-	0.572
19	2044	0.076	-	0.591
20	2045	0.078	-	0.609
21	2046	0.079	-	0.626
22	2047	0.081	-	0.643
23	2048	0.083	-	0.658
24	2049	0.085	-	0.674
25	2050	0.087	-	0.688

Years		Retail Energy \$/kWh	Energy DRIPE \$/kWh	Retail Energy \$/kWh
ANNUAL AVOIDED COSTS				CUMULATIVE A
<b>2024 2024\$</b>		<b>Shifted Year</b>		<b>2024</b>
1	2024	0.043	0.001	0.041
2	2025	0.041	0.002	0.078
3	2026	0.041	0.002	0.113
4	2027	0.041	0.002	0.146
5	2028	0.042	0.002	0.176
6	2029	0.043	0.002	0.206
7	2030	0.047	0.002	0.236
8	2031	0.047	0.002	0.264
9	2032	0.048	0.002	0.291
10	2033	0.045	0.002	0.315
11	2034	0.045	0.001	0.337
12	2035	0.046	-	0.358
13	2036	0.046	-	0.378
14	2037	0.046	-	0.397

15	2038	0.047	-	0.414
16	2039	0.047	-	0.431
17	2040	0.047	-	0.446
18	2041	0.048	-	0.461
19	2042	0.048	-	0.475
20	2043	0.049	-	0.488
21	2044	0.050	-	0.500
22	2045	0.050	-	0.512
23	2046	0.051	-	0.523
24	2047	0.052	-	0.534
25	2048	0.053	-	0.544
26	2049	0.054	-	0.554
27	2050	0.055	-	0.563
<b>2025 2025\$</b>		<b>Shifted Year</b>		<b>2025</b>
1	2025	0.043	0.001	0.039
2	2026	0.043	0.002	0.076
3	2027	0.044	0.002	0.110
4	2028	0.044	0.002	0.142
5	2029	0.045	0.002	0.173
6	2030	0.049	0.002	0.205
7	2031	0.050	0.002	0.235
8	2032	0.050	0.002	0.263
9	2033	0.047	0.002	0.288
10	2034	0.048	0.002	0.312
11	2035	0.049	0.001	0.334
12	2036	0.049	-	0.355
13	2037	0.049	-	0.375
14	2038	0.049	-	0.393
15	2039	0.050	-	0.410
16	2040	0.050	-	0.427
17	2041	0.050	-	0.442
18	2042	0.051	-	0.457
19	2043	0.052	-	0.471
20	2044	0.052	-	0.484
21	2045	0.053	-	0.496
22	2046	0.054	-	0.508
23	2047	0.055	-	0.519
24	2048	0.056	-	0.530
25	2049	0.057	-	0.540
<b>2026 2026\$</b>		<b>Shifted Year</b>		<b>2026</b>
1	2026	0.046	0.001	0.038
2	2027	0.046	0.002	0.075
3	2028	0.046	0.002	0.109
4	2029	0.047	0.002	0.142
5	2030	0.052	0.002	0.175
6	2031	0.052	0.002	0.206
7	2032	0.053	0.002	0.236
8	2033	0.050	0.002	0.262

9	2034	0.050	0.002	0.287
10	2035	0.051	0.002	0.311
11	2036	0.051	0.001	0.333
12	2037	0.052	-	0.353
13	2038	0.052	-	0.373
14	2039	0.052	-	0.391
15	2040	0.053	-	0.408
16	2041	0.053	-	0.425
17	2042	0.054	-	0.440
18	2043	0.054	-	0.455
19	2044	0.055	-	0.468
20	2045	0.056	-	0.481
21	2046	0.057	-	0.494
22	2047	0.058	-	0.506
23	2048	0.059	-	0.517
24	2049	0.060	-	0.527
25	2050	0.061	-	0.538

Years		Retail Energy \$/kWh	Energy DRIPE \$/kWh	Retail Energy \$/kWh
ANNUAL AVOIDED COSTS				CUMULATIVE A
2024 2024\$		Shifted Year		2024
1	2024	0.045	0.001	0.044
2	2025	0.044	0.002	0.083
3	2026	0.044	0.002	0.121
4	2027	0.045	0.003	0.156
5	2028	0.046	0.003	0.190
6	2029	0.047	0.003	0.222
7	2030	0.051	0.003	0.255
8	2031	0.052	0.003	0.286
9	2032	0.052	0.002	0.315
10	2033	0.049	0.002	0.341
11	2034	0.050	0.001	0.365
12	2035	0.051	-	0.389
13	2036	0.051	-	0.410
14	2037	0.051	-	0.431
15	2038	0.051	-	0.450
16	2039	0.051	-	0.468
17	2040	0.052	-	0.485
18	2041	0.052	-	0.501
19	2042	0.053	-	0.516
20	2043	0.054	-	0.530
21	2044	0.054	-	0.544
22	2045	0.055	-	0.557
23	2046	0.056	-	0.569
24	2047	0.057	-	0.581
25	2048	0.058	-	0.592

26	2049	0.059	-	0.602
27	2050	0.060	-	0.612
<b>2025 2025\$</b>		<b>Shifted Year</b>		<b>2025</b>
1	2025	0.046	0.001	0.042
2	2026	0.046	0.002	0.081
3	2027	0.047	0.003	0.118
4	2028	0.048	0.003	0.154
5	2029	0.050	0.003	0.188
6	2030	0.054	0.003	0.222
7	2031	0.054	0.003	0.255
8	2032	0.055	0.003	0.286
9	2033	0.052	0.003	0.313
10	2034	0.053	0.002	0.339
11	2035	0.053	0.002	0.363
12	2036	0.053	-	0.386
13	2037	0.053	-	0.408
14	2038	0.054	-	0.428
15	2039	0.054	-	0.447
16	2040	0.055	-	0.465
17	2041	0.055	-	0.481
18	2042	0.056	-	0.497
19	2043	0.056	-	0.513
20	2044	0.057	-	0.527
21	2045	0.058	-	0.540
22	2046	0.059	-	0.553
23	2047	0.060	-	0.565
24	2048	0.061	-	0.577
25	2049	0.062	-	0.588
<b>2026 2026\$</b>		<b>Shifted Year</b>		<b>2026</b>
1	2026	0.049	0.002	0.041
2	2027	0.049	0.002	0.080
3	2028	0.051	0.003	0.118
4	2029	0.052	0.003	0.154
5	2030	0.056	0.003	0.190
6	2031	0.057	0.003	0.224
7	2032	0.058	0.003	0.257
8	2033	0.054	0.003	0.285
9	2034	0.056	0.003	0.313
10	2035	0.056	0.002	0.339
11	2036	0.056	0.002	0.363
12	2037	0.056	-	0.385
13	2038	0.057	-	0.406
14	2039	0.057	-	0.426
15	2040	0.058	-	0.445
16	2041	0.058	-	0.463
17	2042	0.059	-	0.480
18	2043	0.059	-	0.496
19	2044	0.060	-	0.511

20	2045	0.061	-	0.525
21	2046	0.062	-	0.539
22	2047	0.063	-	0.551
23	2048	0.064	-	0.564
24	2049	0.065	-	0.575
25	2050	0.066	-	0.586

Years		Retail Energy \$/kWh	Energy DRIPE \$/kWh	Retail Energy \$/kWh
ANNUAL AVOIDED COSTS				CUMULATIVE A
2024 2024\$		Shifted Year		2024
1	2024	0.093	0.009	0.090
2	2025	0.095	0.017	0.175
3	2026	0.094	0.021	0.255
4	2027	0.095	0.021	0.330
5	2028	0.095	0.022	0.400
6	2029	0.098	0.021	0.468
7	2030	0.103	0.020	0.534
8	2031	0.105	0.019	0.597
9	2032	0.106	0.018	0.657
10	2033	0.102	0.015	0.710
11	2034	0.106	0.011	0.763
12	2035	0.105	-	0.811
13	2036	0.106	-	0.857
14	2037	0.107	-	0.899
15	2038	0.108	-	0.940
16	2039	0.109	-	0.978
17	2040	0.110	-	1.014
18	2041	0.111	-	1.047
19	2042	0.112	-	1.080
20	2043	0.113	-	1.110
21	2044	0.115	-	1.138
22	2045	0.116	-	1.165
23	2046	0.117	-	1.191
24	2047	0.119	-	1.215
25	2048	0.120	-	1.238
26	2049	0.122	-	1.260
27	2050	0.124	-	1.281
2025 2025\$		Shifted Year		2025
1	2025	0.100	0.009	0.090
2	2026	0.099	0.018	0.174
3	2027	0.100	0.022	0.253
4	2028	0.100	0.022	0.327
5	2029	0.104	0.023	0.398
6	2030	0.108	0.022	0.468
7	2031	0.111	0.021	0.535

8	2032	0.112	0.020	0.597
9	2033	0.107	0.019	0.654
10	2034	0.112	0.016	0.709
11	2035	0.111	0.011	0.760
12	2036	0.112	-	0.808
13	2037	0.112	-	0.853
14	2038	0.113	-	0.895
15	2039	0.114	-	0.935
16	2040	0.115	-	0.973
17	2041	0.117	-	1.009
18	2042	0.118	-	1.042
19	2043	0.119	-	1.074
20	2044	0.121	-	1.104
21	2045	0.122	-	1.133
22	2046	0.124	-	1.160
23	2047	0.125	-	1.185
24	2048	0.127	-	1.210
25	2049	0.128	-	1.233
<b>2026 2026\$</b>		<b>Shifted Year</b>		<b>2026</b>
1	2026	0.105	0.010	0.088
2	2027	0.105	0.019	0.171
3	2028	0.105	0.023	0.249
4	2029	0.109	0.023	0.324
5	2030	0.114	0.024	0.398
6	2031	0.117	0.023	0.468
7	2032	0.118	0.022	0.534
8	2033	0.113	0.021	0.593
9	2034	0.118	0.020	0.651
10	2035	0.117	0.017	0.705
11	2036	0.118	0.012	0.756
12	2037	0.118	-	0.803
13	2038	0.119	-	0.848
14	2039	0.120	-	0.890
15	2040	0.122	-	0.930
16	2041	0.123	-	0.967
17	2042	0.124	-	1.003
18	2043	0.126	-	1.036
19	2044	0.127	-	1.068
20	2045	0.129	-	1.098
21	2046	0.130	-	1.127
22	2047	0.132	-	1.154
23	2048	0.134	-	1.179
24	2049	0.135	-	1.203
25	2050	0.137	-	1.226

Years	Retail Energy	Energy DRIPE	Retail Energy

		\$/kWh	\$/kWh	\$/kWh
<b>ANNUAL AVOIDED COSTS</b>				<b>CUMULATIVE A</b>
<b>2024 2024\$</b>		Shifted Year		<b>2024</b>
1	2024	0.081	0.004	0.079
2	2025	0.080	0.008	0.151
3	2026	0.080	0.009	0.219
4	2027	0.081	0.010	0.283
5	2028	0.082	0.009	0.343
6	2029	0.083	0.009	0.401
7	2030	0.088	0.009	0.457
8	2031	0.088	0.009	0.510
9	2032	0.089	0.008	0.560
10	2033	0.086	0.007	0.605
11	2034	0.087	0.005	0.648
12	2035	0.087	-	0.688
13	2036	0.087	-	0.725
14	2037	0.088	-	0.760
15	2038	0.088	-	0.793
16	2039	0.088	-	0.824
17	2040	0.089	-	0.853
18	2041	0.089	-	0.881
19	2042	0.090	-	0.906
20	2043	0.090	-	0.930
21	2044	0.091	-	0.953
22	2045	0.091	-	0.974
23	2046	0.092	-	0.994
24	2047	0.093	-	1.013
25	2048	0.094	-	1.031
26	2049	0.094	-	1.048
27	2050	0.095	-	1.064
<b>2025 2025\$</b>		Shifted Year		<b>2025</b>
1	2025	0.084	0.004	0.076
2	2026	0.085	0.008	0.148
3	2027	0.085	0.010	0.215
4	2028	0.086	0.010	0.279
5	2029	0.088	0.010	0.339
6	2030	0.092	0.010	0.398
7	2031	0.093	0.010	0.454
8	2032	0.094	0.009	0.507
9	2033	0.090	0.008	0.554
10	2034	0.091	0.007	0.599
11	2035	0.092	0.005	0.642
12	2036	0.092	-	0.681
13	2037	0.092	-	0.718
14	2038	0.093	-	0.753
15	2039	0.093	-	0.785
16	2040	0.093	-	0.816
17	2041	0.094	-	0.845

18	2042	0.094	-	0.872
19	2043	0.095	-	0.897
20	2044	0.096	-	0.921
21	2045	0.096	-	0.943
22	2046	0.097	-	0.964
23	2047	0.098	-	0.984
24	2048	0.099	-	1.003
25	2049	0.100	-	1.021
<b>2026 2026\$</b>		<b>Shifted Year</b>		<b>2026</b>
1	2026	0.089	0.004	0.075
2	2027	0.090	0.009	0.146
3	2028	0.091	0.010	0.213
4	2029	0.092	0.011	0.277
5	2030	0.097	0.010	0.339
6	2031	0.098	0.010	0.398
7	2032	0.099	0.010	0.454
8	2033	0.095	0.010	0.504
9	2034	0.096	0.009	0.551
10	2035	0.097	0.007	0.595
11	2036	0.097	0.005	0.637
12	2037	0.097	-	0.676
13	2038	0.097	-	0.713
14	2039	0.098	-	0.747
15	2040	0.098	-	0.779
16	2041	0.099	-	0.809
17	2042	0.099	-	0.838
18	2043	0.100	-	0.864
19	2044	0.101	-	0.890
20	2045	0.101	-	0.913
21	2046	0.102	-	0.936
22	2047	0.103	-	0.957
23	2048	0.104	-	0.976
24	2049	0.105	-	0.995
25	2050	0.106	-	1.013



Other Notes	Line Loss Period	Line Losses
20 / 8760 = 0.23%	Summer Peak	9.0%
20 / 2928 = 0.68%	Summer Peak	9.0%
	Summer Peak	9.0%
	Summer Off-Peak	9.0%
	Summer Off-Peak	9.0%
20 / 5832 = 0.34%	Winter Peak	9.0%
	Winter Off-Peak	9.0%

6

7

1

### Top 20 All Hours

Energy DRIPE \$/kWh	Key	Year
<b>VOIDED COSTS</b>		
<b>2024\$</b>		<b>AESC, AN</b>
0.006	2024-Top 20 All Hours-1	2018
0.014	2024-Top 20 All Hours-2	2019
0.021	2024-Top 20 All Hours-3	2020
0.030	2024-Top 20 All Hours-4	2021
0.039	2024-Top 20 All Hours-5	2022
0.046	2024-Top 20 All Hours-6	2023
0.053	2024-Top 20 All Hours-7	2024
0.058	2024-Top 20 All Hours-8	2025
0.064	2024-Top 20 All Hours-9	2026
0.068	2024-Top 20 All Hours-10	2027
0.071	2024-Top 20 All Hours-11	2028
0.071	2024-Top 20 All Hours-12	2029
0.071	2024-Top 20 All Hours-13	2030
0.071	2024-Top 20 All Hours-14	2031
0.071	2024-Top 20 All Hours-15	2032
0.071	2024-Top 20 All Hours-16	2033
0.071	2024-Top 20 All Hours-17	2034
0.071	2024-Top 20 All Hours-18	2035
0.071	2024-Top 20 All Hours-19	2036
0.071	2024-Top 20 All Hours-20	2037
0.071	2024-Top 20 All Hours-21	2038
0.071	2024-Top 20 All Hours-22	2039
0.071	2024-Top 20 All Hours-23	2040
0.071	2024-Top 20 All Hours-24	2041
0.071	2024-Top 20 All Hours-25	2042
0.071	2024-Top 20 All Hours-26	2043
0.071	2024-Top 20 All Hours-27	2044
<b>2024\$</b>		2045
0.006	2025-Top 20 All Hours-1	2046
0.013	2025-Top 20 All Hours-2	2047

0.021 2025-Top 20 All Hours-3  
0.030 2025-Top 20 All Hours-4  
0.038 2025-Top 20 All Hours-5  
0.045 2025-Top 20 All Hours-6  
0.052 2025-Top 20 All Hours-7  
0.057 2025-Top 20 All Hours-8  
0.063 2025-Top 20 All Hours-9  
0.067 2025-Top 20 All Hours-10  
0.069 2025-Top 20 All Hours-11  
0.069 2025-Top 20 All Hours-12  
0.069 2025-Top 20 All Hours-13  
0.069 2025-Top 20 All Hours-14  
0.069 2025-Top 20 All Hours-15  
0.069 2025-Top 20 All Hours-16  
0.069 2025-Top 20 All Hours-17  
0.069 2025-Top 20 All Hours-18  
0.069 2025-Top 20 All Hours-19  
0.069 2025-Top 20 All Hours-20  
0.069 2025-Top 20 All Hours-21  
0.069 2025-Top 20 All Hours-22  
0.069 2025-Top 20 All Hours-23  
0.069 2025-Top 20 All Hours-24  
0.069 2025-Top 20 All Hours-25

2048  
2049  
2050

**2024\$**

0.006 2026-Top 20 All Hours-1  
0.013 2026-Top 20 All Hours-2  
0.021 2026-Top 20 All Hours-3  
0.029 2026-Top 20 All Hours-4  
0.038 2026-Top 20 All Hours-5  
0.045 2026-Top 20 All Hours-6  
0.051 2026-Top 20 All Hours-7  
0.057 2026-Top 20 All Hours-8  
0.062 2026-Top 20 All Hours-9  
0.066 2026-Top 20 All Hours-10  
0.068 2026-Top 20 All Hours-11  
0.068 2026-Top 20 All Hours-12  
0.068 2026-Top 20 All Hours-13  
0.068 2026-Top 20 All Hours-14  
0.068 2026-Top 20 All Hours-15  
0.068 2026-Top 20 All Hours-16  
0.068 2026-Top 20 All Hours-17  
0.068 2026-Top 20 All Hours-18  
0.068 2026-Top 20 All Hours-19  
0.068 2026-Top 20 All Hours-20  
0.068 2026-Top 20 All Hours-21  
0.068 2026-Top 20 All Hours-22  
0.068 2026-Top 20 All Hours-23  
0.068 2026-Top 20 All Hours-24  
0.068 2026-Top 20 All Hours-25

## Top 20 Summer Hours

Energy DRIPE \$/kWh	Key	Year
<b>VOIDED COSTS</b>		
<b>2024\$</b>		<b>AESC, AN</b>
0.006	2024-Top 20 Summer Hours-1	2018
0.014	2024-Top 20 Summer Hours-2	2019
0.021	2024-Top 20 Summer Hours-3	2020
0.030	2024-Top 20 Summer Hours-4	2021
0.039	2024-Top 20 Summer Hours-5	2022
0.046	2024-Top 20 Summer Hours-6	2023
0.053	2024-Top 20 Summer Hours-7	2024
0.058	2024-Top 20 Summer Hours-8	2025
0.064	2024-Top 20 Summer Hours-9	2026
0.068	2024-Top 20 Summer Hours-10	2027
0.071	2024-Top 20 Summer Hours-11	2028
0.071	2024-Top 20 Summer Hours-12	2029
0.071	2024-Top 20 Summer Hours-13	2030
0.071	2024-Top 20 Summer Hours-14	2031
0.071	2024-Top 20 Summer Hours-15	2032
0.071	2024-Top 20 Summer Hours-16	2033
0.071	2024-Top 20 Summer Hours-17	2034
0.071	2024-Top 20 Summer Hours-18	2035
0.071	2024-Top 20 Summer Hours-19	2036
0.071	2024-Top 20 Summer Hours-20	2037
0.071	2024-Top 20 Summer Hours-21	2038
0.071	2024-Top 20 Summer Hours-22	2039
0.071	2024-Top 20 Summer Hours-23	2040
0.071	2024-Top 20 Summer Hours-24	2041
0.071	2024-Top 20 Summer Hours-25	2042
0.071	2024-Top 20 Summer Hours-26	2043
0.071	2024-Top 20 Summer Hours-27	2044
<b>2024\$</b>		2045
0.006	2025-Top 20 Summer Hours-1	2046
0.013	2025-Top 20 Summer Hours-2	2047
0.021	2025-Top 20 Summer Hours-3	2048
0.030	2025-Top 20 Summer Hours-4	2049
0.038	2025-Top 20 Summer Hours-5	2050
0.045	2025-Top 20 Summer Hours-6	
0.052	2025-Top 20 Summer Hours-7	
0.057	2025-Top 20 Summer Hours-8	
0.063	2025-Top 20 Summer Hours-9	
0.067	2025-Top 20 Summer Hours-10	
0.069	2025-Top 20 Summer Hours-11	
0.069	2025-Top 20 Summer Hours-12	
0.069	2025-Top 20 Summer Hours-13	

0.069 2025-Top 20 Summer Hours-14  
 0.069 2025-Top 20 Summer Hours-15  
 0.069 2025-Top 20 Summer Hours-16  
 0.069 2025-Top 20 Summer Hours-17  
 0.069 2025-Top 20 Summer Hours-18  
 0.069 2025-Top 20 Summer Hours-19  
 0.069 2025-Top 20 Summer Hours-20  
 0.069 2025-Top 20 Summer Hours-21  
 0.069 2025-Top 20 Summer Hours-22  
 0.069 2025-Top 20 Summer Hours-23  
 0.069 2025-Top 20 Summer Hours-24  
 0.069 2025-Top 20 Summer Hours-25

**2024\$**

0.006 2026-Top 20 Summer Hours-1  
 0.013 2026-Top 20 Summer Hours-2  
 0.021 2026-Top 20 Summer Hours-3  
 0.029 2026-Top 20 Summer Hours-4  
 0.038 2026-Top 20 Summer Hours-5  
 0.045 2026-Top 20 Summer Hours-6  
 0.051 2026-Top 20 Summer Hours-7  
 0.057 2026-Top 20 Summer Hours-8  
 0.062 2026-Top 20 Summer Hours-9  
 0.066 2026-Top 20 Summer Hours-10  
 0.068 2026-Top 20 Summer Hours-11  
 0.068 2026-Top 20 Summer Hours-12  
 0.068 2026-Top 20 Summer Hours-13  
 0.068 2026-Top 20 Summer Hours-14  
 0.068 2026-Top 20 Summer Hours-15  
 0.068 2026-Top 20 Summer Hours-16  
 0.068 2026-Top 20 Summer Hours-17  
 0.068 2026-Top 20 Summer Hours-18  
 0.068 2026-Top 20 Summer Hours-19  
 0.068 2026-Top 20 Summer Hours-20  
 0.068 2026-Top 20 Summer Hours-21  
 0.068 2026-Top 20 Summer Hours-22  
 0.068 2026-Top 20 Summer Hours-23  
 0.068 2026-Top 20 Summer Hours-24  
 0.068 2026-Top 20 Summer Hours-25

**Summer Daily Discharge**

Energy DRIPE \$/kWh	Key	Year
<b>VOIDED COSTS</b>		
<b>2024\$</b>		<b>AESC, AN</b>
0.002	2024-Summer Daily Discharge-1	2018
0.004	2024-Summer Daily Discharge-2	2019
0.007	2024-Summer Daily Discharge-3	2020

0.010 2024-Summer Daily Discharge-4  
0.013 2024-Summer Daily Discharge-5  
0.015 2024-Summer Daily Discharge-6  
0.017 2024-Summer Daily Discharge-7  
0.020 2024-Summer Daily Discharge-8  
0.021 2024-Summer Daily Discharge-9  
0.023 2024-Summer Daily Discharge-10  
0.024 2024-Summer Daily Discharge-11  
0.024 2024-Summer Daily Discharge-12  
0.024 2024-Summer Daily Discharge-13  
0.024 2024-Summer Daily Discharge-14  
0.024 2024-Summer Daily Discharge-15  
0.024 2024-Summer Daily Discharge-16  
0.024 2024-Summer Daily Discharge-17  
0.024 2024-Summer Daily Discharge-18  
0.024 2024-Summer Daily Discharge-19  
0.024 2024-Summer Daily Discharge-20  
0.024 2024-Summer Daily Discharge-21  
0.024 2024-Summer Daily Discharge-22  
0.024 2024-Summer Daily Discharge-23  
0.024 2024-Summer Daily Discharge-24  
0.024 2024-Summer Daily Discharge-25  
0.024 2024-Summer Daily Discharge-26  
0.024 2024-Summer Daily Discharge-27

**2024\$**

0.002 2025-Summer Daily Discharge-1  
0.004 2025-Summer Daily Discharge-2  
0.007 2025-Summer Daily Discharge-3  
0.010 2025-Summer Daily Discharge-4  
0.012 2025-Summer Daily Discharge-5  
0.015 2025-Summer Daily Discharge-6  
0.017 2025-Summer Daily Discharge-7  
0.019 2025-Summer Daily Discharge-8  
0.021 2025-Summer Daily Discharge-9  
0.022 2025-Summer Daily Discharge-10  
0.023 2025-Summer Daily Discharge-11  
0.023 2025-Summer Daily Discharge-12  
0.023 2025-Summer Daily Discharge-13  
0.023 2025-Summer Daily Discharge-14  
0.023 2025-Summer Daily Discharge-15  
0.023 2025-Summer Daily Discharge-16  
0.023 2025-Summer Daily Discharge-17  
0.023 2025-Summer Daily Discharge-18  
0.023 2025-Summer Daily Discharge-19  
0.023 2025-Summer Daily Discharge-20  
0.023 2025-Summer Daily Discharge-21  
0.023 2025-Summer Daily Discharge-22  
0.023 2025-Summer Daily Discharge-23  
0.023 2025-Summer Daily Discharge-24

2021  
2022  
2023  
2024  
2025  
2026  
2027  
2028  
2029  
2030  
2031  
2032  
2033  
2034  
2035  
2036  
2037  
2038  
2039  
2040  
2041  
2042  
2043  
2044  
2045  
2046  
2047  
2048  
2049  
2050

0.023	2025-Summer Daily Discharge-25
<b>2024\$</b>	
0.002	2026-Summer Daily Discharge-1
0.004	2026-Summer Daily Discharge-2
0.007	2026-Summer Daily Discharge-3
0.010	2026-Summer Daily Discharge-4
0.012	2026-Summer Daily Discharge-5
0.015	2026-Summer Daily Discharge-6
0.017	2026-Summer Daily Discharge-7
0.019	2026-Summer Daily Discharge-8
0.021	2026-Summer Daily Discharge-9
0.022	2026-Summer Daily Discharge-10
0.023	2026-Summer Daily Discharge-11
0.023	2026-Summer Daily Discharge-12
0.023	2026-Summer Daily Discharge-13
0.023	2026-Summer Daily Discharge-14
0.023	2026-Summer Daily Discharge-15
0.023	2026-Summer Daily Discharge-16
0.023	2026-Summer Daily Discharge-17
0.023	2026-Summer Daily Discharge-18
0.023	2026-Summer Daily Discharge-19
0.023	2026-Summer Daily Discharge-20
0.023	2026-Summer Daily Discharge-21
0.023	2026-Summer Daily Discharge-22
0.023	2026-Summer Daily Discharge-23
0.023	2026-Summer Daily Discharge-24
0.023	2026-Summer Daily Discharge-25

<b>Summer Daily Charge</b>		
<b>Energy DRIPE \$/kWh</b>	<b>Key</b>	<b>Year</b>
<b>VOIDED COSTS</b>		
<b>2024\$</b>		<b>AESC, AN</b>
0.001	2024-Summer Daily Charge-1	2018
0.003	2024-Summer Daily Charge-2	2019
0.004	2024-Summer Daily Charge-3	2020
0.006	2024-Summer Daily Charge-4	2021
0.008	2024-Summer Daily Charge-5	2022
0.009	2024-Summer Daily Charge-6	2023
0.010	2024-Summer Daily Charge-7	2024
0.012	2024-Summer Daily Charge-8	2025
0.013	2024-Summer Daily Charge-9	2026
0.014	2024-Summer Daily Charge-10	2027
0.014	2024-Summer Daily Charge-11	2028
0.014	2024-Summer Daily Charge-12	2029
0.014	2024-Summer Daily Charge-13	2030
0.014	2024-Summer Daily Charge-14	2031

0.014	2024-Summer Daily Charge-15	2032
0.014	2024-Summer Daily Charge-16	2033
0.014	2024-Summer Daily Charge-17	2034
0.014	2024-Summer Daily Charge-18	2035
0.014	2024-Summer Daily Charge-19	2036
0.014	2024-Summer Daily Charge-20	2037
0.014	2024-Summer Daily Charge-21	2038
0.014	2024-Summer Daily Charge-22	2039
0.014	2024-Summer Daily Charge-23	2040
0.014	2024-Summer Daily Charge-24	2041
0.014	2024-Summer Daily Charge-25	2042
0.014	2024-Summer Daily Charge-26	2043
0.014	2024-Summer Daily Charge-27	2044
<b>2024\$</b>		2045
0.001	2025-Summer Daily Charge-1	2046
0.003	2025-Summer Daily Charge-2	2047
0.004	2025-Summer Daily Charge-3	2048
0.006	2025-Summer Daily Charge-4	2049
0.007	2025-Summer Daily Charge-5	2050
0.009	2025-Summer Daily Charge-6	
0.010	2025-Summer Daily Charge-7	
0.011	2025-Summer Daily Charge-8	
0.013	2025-Summer Daily Charge-9	
0.013	2025-Summer Daily Charge-10	
0.014	2025-Summer Daily Charge-11	
0.014	2025-Summer Daily Charge-12	
0.014	2025-Summer Daily Charge-13	
0.014	2025-Summer Daily Charge-14	
0.014	2025-Summer Daily Charge-15	
0.014	2025-Summer Daily Charge-16	
0.014	2025-Summer Daily Charge-17	
0.014	2025-Summer Daily Charge-18	
0.014	2025-Summer Daily Charge-19	
0.014	2025-Summer Daily Charge-20	
0.014	2025-Summer Daily Charge-21	
0.014	2025-Summer Daily Charge-22	
0.014	2025-Summer Daily Charge-23	
0.014	2025-Summer Daily Charge-24	
0.014	2025-Summer Daily Charge-25	
<b>2024\$</b>		
0.001	2026-Summer Daily Charge-1	
0.003	2026-Summer Daily Charge-2	
0.004	2026-Summer Daily Charge-3	
0.006	2026-Summer Daily Charge-4	
0.007	2026-Summer Daily Charge-5	
0.009	2026-Summer Daily Charge-6	
0.010	2026-Summer Daily Charge-7	
0.011	2026-Summer Daily Charge-8	

0.012 2026-Summer Daily Charge-9  
 0.013 2026-Summer Daily Charge-10  
 0.014 2026-Summer Daily Charge-11  
 0.014 2026-Summer Daily Charge-12  
 0.014 2026-Summer Daily Charge-13  
 0.014 2026-Summer Daily Charge-14  
 0.014 2026-Summer Daily Charge-15  
 0.014 2026-Summer Daily Charge-16  
 0.014 2026-Summer Daily Charge-17  
 0.014 2026-Summer Daily Charge-18  
 0.014 2026-Summer Daily Charge-19  
 0.014 2026-Summer Daily Charge-20  
 0.014 2026-Summer Daily Charge-21  
 0.014 2026-Summer Daily Charge-22  
 0.014 2026-Summer Daily Charge-23  
 0.014 2026-Summer Daily Charge-24  
 0.014 2026-Summer Daily Charge-25

### **Summer Targeted Charge**

Energy DRIPE \$/kWh	Key	Year
<b>VOIDED COSTS</b>		
<b>2024\$</b>		<b>AESC, AN</b>
0.001	2024-Summer Targeted Charge-1	2018
0.003	2024-Summer Targeted Charge-2	2019
0.005	2024-Summer Targeted Charge-3	2020
0.007	2024-Summer Targeted Charge-4	2021
0.009	2024-Summer Targeted Charge-5	2022
0.011	2024-Summer Targeted Charge-6	2023
0.013	2024-Summer Targeted Charge-7	2024
0.015	2024-Summer Targeted Charge-8	2025
0.016	2024-Summer Targeted Charge-9	2026
0.017	2024-Summer Targeted Charge-10	2027
0.018	2024-Summer Targeted Charge-11	2028
0.018	2024-Summer Targeted Charge-12	2029
0.018	2024-Summer Targeted Charge-13	2030
0.018	2024-Summer Targeted Charge-14	2031
0.018	2024-Summer Targeted Charge-15	2032
0.018	2024-Summer Targeted Charge-16	2033
0.018	2024-Summer Targeted Charge-17	2034
0.018	2024-Summer Targeted Charge-18	2035
0.018	2024-Summer Targeted Charge-19	2036
0.018	2024-Summer Targeted Charge-20	2037
0.018	2024-Summer Targeted Charge-21	2038
0.018	2024-Summer Targeted Charge-22	2039
0.018	2024-Summer Targeted Charge-23	2040
0.018	2024-Summer Targeted Charge-24	2041
0.018	2024-Summer Targeted Charge-25	2042



0.018 2024-Summer Targeted Charge-26  
0.018 2024-Summer Targeted Charge-27

2043  
2044  
2045  
2046  
2047  
2048  
2049  
2050

**2024\$**

0.001 2025-Summer Targeted Charge-1  
0.003 2025-Summer Targeted Charge-2  
0.005 2025-Summer Targeted Charge-3  
0.007 2025-Summer Targeted Charge-4  
0.009 2025-Summer Targeted Charge-5  
0.011 2025-Summer Targeted Charge-6  
0.013 2025-Summer Targeted Charge-7  
0.014 2025-Summer Targeted Charge-8  
0.016 2025-Summer Targeted Charge-9  
0.017 2025-Summer Targeted Charge-10  
0.017 2025-Summer Targeted Charge-11  
0.017 2025-Summer Targeted Charge-12  
0.017 2025-Summer Targeted Charge-13  
0.017 2025-Summer Targeted Charge-14  
0.017 2025-Summer Targeted Charge-15  
0.017 2025-Summer Targeted Charge-16  
0.017 2025-Summer Targeted Charge-17  
0.017 2025-Summer Targeted Charge-18  
0.017 2025-Summer Targeted Charge-19  
0.017 2025-Summer Targeted Charge-20  
0.017 2025-Summer Targeted Charge-21  
0.017 2025-Summer Targeted Charge-22  
0.017 2025-Summer Targeted Charge-23  
0.017 2025-Summer Targeted Charge-24  
0.017 2025-Summer Targeted Charge-25

**2024\$**

0.001 2026-Summer Targeted Charge-1  
0.003 2026-Summer Targeted Charge-2  
0.005 2026-Summer Targeted Charge-3  
0.007 2026-Summer Targeted Charge-4  
0.009 2026-Summer Targeted Charge-5  
0.011 2026-Summer Targeted Charge-6  
0.013 2026-Summer Targeted Charge-7  
0.014 2026-Summer Targeted Charge-8  
0.015 2026-Summer Targeted Charge-9  
0.016 2026-Summer Targeted Charge-10  
0.017 2026-Summer Targeted Charge-11  
0.017 2026-Summer Targeted Charge-12  
0.017 2026-Summer Targeted Charge-13  
0.017 2026-Summer Targeted Charge-14  
0.017 2026-Summer Targeted Charge-15  
0.017 2026-Summer Targeted Charge-16  
0.017 2026-Summer Targeted Charge-17  
0.017 2026-Summer Targeted Charge-18  
0.017 2026-Summer Targeted Charge-19

0.017 2026-Summer Targeted Charge-20  
 0.017 2026-Summer Targeted Charge-21  
 0.017 2026-Summer Targeted Charge-22  
 0.017 2026-Summer Targeted Charge-23  
 0.017 2026-Summer Targeted Charge-24  
 0.017 2026-Summer Targeted Charge-25

## Top 20 Winter Hours

Energy DRIPE \$/kWh	Key	Year
<b>VOIDED COSTS</b>		
<b>2024\$</b>		<b>AESC, AN</b>
0.009	2024-Top 20 Winter Hours-1	2018
0.024	2024-Top 20 Winter Hours-2	2019
0.042	2024-Top 20 Winter Hours-3	2020
0.058	2024-Top 20 Winter Hours-4	2021
0.074	2024-Top 20 Winter Hours-5	2022
0.089	2024-Top 20 Winter Hours-6	2023
0.102	2024-Top 20 Winter Hours-7	2024
0.113	2024-Top 20 Winter Hours-8	2025
0.123	2024-Top 20 Winter Hours-9	2026
0.131	2024-Top 20 Winter Hours-10	2027
0.136	2024-Top 20 Winter Hours-11	2028
0.136	2024-Top 20 Winter Hours-12	2029
0.136	2024-Top 20 Winter Hours-13	2030
0.136	2024-Top 20 Winter Hours-14	2031
0.136	2024-Top 20 Winter Hours-15	2032
0.136	2024-Top 20 Winter Hours-16	2033
0.136	2024-Top 20 Winter Hours-17	2034
0.136	2024-Top 20 Winter Hours-18	2035
0.136	2024-Top 20 Winter Hours-19	2036
0.136	2024-Top 20 Winter Hours-20	2037
0.136	2024-Top 20 Winter Hours-21	2038
0.136	2024-Top 20 Winter Hours-22	2039
0.136	2024-Top 20 Winter Hours-23	2040
0.136	2024-Top 20 Winter Hours-24	2041
0.136	2024-Top 20 Winter Hours-25	2042
0.136	2024-Top 20 Winter Hours-26	2043
0.136	2024-Top 20 Winter Hours-27	2044
<b>2024\$</b>		2045
0.008	2025-Top 20 Winter Hours-1	2046
0.024	2025-Top 20 Winter Hours-2	2047
0.041	2025-Top 20 Winter Hours-3	2048
0.057	2025-Top 20 Winter Hours-4	2049
0.073	2025-Top 20 Winter Hours-5	2050
0.087	2025-Top 20 Winter Hours-6	
0.100	2025-Top 20 Winter Hours-7	

0.111 2025-Top 20 Winter Hours-8  
 0.121 2025-Top 20 Winter Hours-9  
 0.129 2025-Top 20 Winter Hours-10  
 0.134 2025-Top 20 Winter Hours-11  
 0.134 2025-Top 20 Winter Hours-12  
 0.134 2025-Top 20 Winter Hours-13  
 0.134 2025-Top 20 Winter Hours-14  
 0.134 2025-Top 20 Winter Hours-15  
 0.134 2025-Top 20 Winter Hours-16  
 0.134 2025-Top 20 Winter Hours-17  
 0.134 2025-Top 20 Winter Hours-18  
 0.134 2025-Top 20 Winter Hours-19  
 0.134 2025-Top 20 Winter Hours-20  
 0.134 2025-Top 20 Winter Hours-21  
 0.134 2025-Top 20 Winter Hours-22  
 0.134 2025-Top 20 Winter Hours-23  
 0.134 2025-Top 20 Winter Hours-24  
 0.134 2025-Top 20 Winter Hours-25

**2024\$**

0.008 2026-Top 20 Winter Hours-1  
 0.023 2026-Top 20 Winter Hours-2  
 0.040 2026-Top 20 Winter Hours-3  
 0.056 2026-Top 20 Winter Hours-4  
 0.072 2026-Top 20 Winter Hours-5  
 0.086 2026-Top 20 Winter Hours-6  
 0.098 2026-Top 20 Winter Hours-7  
 0.110 2026-Top 20 Winter Hours-8  
 0.119 2026-Top 20 Winter Hours-9  
 0.127 2026-Top 20 Winter Hours-10  
 0.132 2026-Top 20 Winter Hours-11  
 0.132 2026-Top 20 Winter Hours-12  
 0.132 2026-Top 20 Winter Hours-13  
 0.132 2026-Top 20 Winter Hours-14  
 0.132 2026-Top 20 Winter Hours-15  
 0.132 2026-Top 20 Winter Hours-16  
 0.132 2026-Top 20 Winter Hours-17  
 0.132 2026-Top 20 Winter Hours-18  
 0.132 2026-Top 20 Winter Hours-19  
 0.132 2026-Top 20 Winter Hours-20  
 0.132 2026-Top 20 Winter Hours-21  
 0.132 2026-Top 20 Winter Hours-22  
 0.132 2026-Top 20 Winter Hours-23  
 0.132 2026-Top 20 Winter Hours-24  
 0.132 2026-Top 20 Winter Hours-25

**Winter Targeted Charge**

**Energy DRIPE**

**Key**

Year

\$/kWh	
VOIDED COSTS	
2024\$	
0.004	2024-Winter Targeted Charge-1
0.011	2024-Winter Targeted Charge-2
0.019	2024-Winter Targeted Charge-3
0.026	2024-Winter Targeted Charge-4
0.033	2024-Winter Targeted Charge-5
0.039	2024-Winter Targeted Charge-6
0.045	2024-Winter Targeted Charge-7
0.050	2024-Winter Targeted Charge-8
0.055	2024-Winter Targeted Charge-9
0.058	2024-Winter Targeted Charge-10
0.061	2024-Winter Targeted Charge-11
0.061	2024-Winter Targeted Charge-12
0.061	2024-Winter Targeted Charge-13
0.061	2024-Winter Targeted Charge-14
0.061	2024-Winter Targeted Charge-15
0.061	2024-Winter Targeted Charge-16
0.061	2024-Winter Targeted Charge-17
0.061	2024-Winter Targeted Charge-18
0.061	2024-Winter Targeted Charge-19
0.061	2024-Winter Targeted Charge-20
0.061	2024-Winter Targeted Charge-21
0.061	2024-Winter Targeted Charge-22
0.061	2024-Winter Targeted Charge-23
0.061	2024-Winter Targeted Charge-24
0.061	2024-Winter Targeted Charge-25
0.061	2024-Winter Targeted Charge-26
0.061	2024-Winter Targeted Charge-27
2024\$	
0.004	2025-Winter Targeted Charge-1
0.011	2025-Winter Targeted Charge-2
0.018	2025-Winter Targeted Charge-3
0.026	2025-Winter Targeted Charge-4
0.033	2025-Winter Targeted Charge-5
0.039	2025-Winter Targeted Charge-6
0.045	2025-Winter Targeted Charge-7
0.050	2025-Winter Targeted Charge-8
0.054	2025-Winter Targeted Charge-9
0.058	2025-Winter Targeted Charge-10
0.060	2025-Winter Targeted Charge-11
0.060	2025-Winter Targeted Charge-12
0.060	2025-Winter Targeted Charge-13
0.060	2025-Winter Targeted Charge-14
0.060	2025-Winter Targeted Charge-15
0.060	2025-Winter Targeted Charge-16
0.060	2025-Winter Targeted Charge-17

year
AESC, AN
2018
2019
2020
2021
2022
2023
2024
2025
2026
2027
2028
2029
2030
2031
2032
2033
2034
2035
2036
2037
2038
2039
2040
2041
2042
2043
2044
2045
2046
2047
2048
2049
2050

0.060	2025-Winter Targeted Charge-18
0.060	2025-Winter Targeted Charge-19
0.060	2025-Winter Targeted Charge-20
0.060	2025-Winter Targeted Charge-21
0.060	2025-Winter Targeted Charge-22
0.060	2025-Winter Targeted Charge-23
0.060	2025-Winter Targeted Charge-24
0.060	2025-Winter Targeted Charge-25

**2024\$**

0.004	2026-Winter Targeted Charge-1
0.010	2026-Winter Targeted Charge-2
0.018	2026-Winter Targeted Charge-3
0.025	2026-Winter Targeted Charge-4
0.032	2026-Winter Targeted Charge-5
0.038	2026-Winter Targeted Charge-6
0.044	2026-Winter Targeted Charge-7
0.049	2026-Winter Targeted Charge-8
0.053	2026-Winter Targeted Charge-9
0.057	2026-Winter Targeted Charge-10
0.059	2026-Winter Targeted Charge-11
0.059	2026-Winter Targeted Charge-12
0.059	2026-Winter Targeted Charge-13
0.059	2026-Winter Targeted Charge-14
0.059	2026-Winter Targeted Charge-15
0.059	2026-Winter Targeted Charge-16
0.059	2026-Winter Targeted Charge-17
0.059	2026-Winter Targeted Charge-18
0.059	2026-Winter Targeted Charge-19
0.059	2026-Winter Targeted Charge-20
0.059	2026-Winter Targeted Charge-21
0.059	2026-Winter Targeted Charge-22
0.059	2026-Winter Targeted Charge-23
0.059	2026-Winter Targeted Charge-24
0.059	2026-Winter Targeted Charge-25

Update the orange cells with AESC User Interface values consistent with Strategy

2

3

4

5

Retail Energy Costs Other Costing Period \$/kWh	Wholesale Energy Costs Other Costing Period \$/kWh	Net ZoZ DRIPe: 2021 vintage Other Costing Period \$/kWh	Net ZoZ DRIPe: 2019 vintage Other Costing Period \$/kWh
<b>ANNUAL AVOIDED COSTS, 2021\$</b>			
0.0000			
0.0000			
0.0000			
0.0513	0.0359		0.005
0.0482	0.0337		0.007
0.0438	0.0296		0.008
0.0489	0.0365		0.010
0.0478	0.0374		0.010
0.0458	0.0359		0.009
0.0466	0.0371		0.009
0.0463	0.0372		0.008
0.0493	0.0403		0.008
0.0540	0.0419		0.007
0.0559	0.0439		0.005
0.0558	0.0440		-
0.0554	0.0467		-
0.0588	0.0497		-
0.0626	0.0531		-
0.0647	0.0557		-
0.0670	0.0584		-
0.0695	0.0612		-
0.0723	0.0641		-
0.0752	0.0672		-
0.0784	0.0705		-
0.0818	0.0739		-
0.0854	0.0774		-
0.0892	0.0812		-
0.0932	0.0851		-
0.0975	0.0892		-
0.1020	0.0935		-

0.1067	0.0980	-	
0.1117	0.1027	-	
0.1169	0.1077	-	

Retail Energy Costs	Wholesale Energy Costs	Net ZoZ DRIP: 2021 vintage	Net ZoZ DRIP: 2019 vintage
Other Costing Period	Other Costing Period	Other Costing Period	Other Costing Period
\$/kWh	\$/kWh	\$/kWh	\$/kWh
<b>ANNUAL AVOIDED COSTS, 2021\$</b>			
0.0000			
0.0000			
0.0000			
0.0513	0.0359		0.005
0.0482	0.0337		0.007
0.0438	0.0296		0.008
0.0489	0.0365		0.010
0.0478	0.0374		0.010
0.0458	0.0359		0.009
0.0466	0.0371		0.009
0.0463	0.0372		0.008
0.0493	0.0403		0.008
0.0540	0.0419		0.007
0.0559	0.0439		0.005
0.0558	0.0440		-
0.0554	0.0467		-
0.0588	0.0497		-
0.0626	0.0531		-
0.0647	0.0557		-
0.0670	0.0584		-
0.0695	0.0612		-
0.0723	0.0641		-
0.0752	0.0672		-
0.0784	0.0705		-
0.0818	0.0739		-
0.0854	0.0774		-
0.0892	0.0812		-
0.0932	0.0851		-
0.0975	0.0892		-
0.1020	0.0935		-
0.1067	0.0980		-
0.1117	0.1027		-
0.1169	0.1077		-



Retail Energy Costs Other Costing Period \$/kWh	Wholesale Energy Costs Other Costing Period \$/kWh	Net ZoZ DRIPE: 2021 vintage Other Costing Period \$/kWh	Net ZoZ DRIPE: 2019 vintage Other Costing Period \$/kWh
<b>ANNUAL AVOIDED COSTS, 2021\$</b>			
0.0000			
0.0000			
0.0000			

0.0465	0.0313	0.002	-
0.0433	0.0292	0.002	-
0.0415	0.0275	0.003	-
0.0429	0.0310	0.003	-
0.0418	0.0318	0.003	-
0.0422	0.0326	0.003	-
0.0428	0.0336	0.003	-
0.0435	0.0346	0.003	-
0.0449	0.0362	0.003	-
0.0482	0.0365	0.002	-
0.0491	0.0376	0.002	-
0.0512	0.0397	-	-
0.0485	0.0403	-	-
0.0488	0.0405	-	-
0.0504	0.0418	-	-
0.0509	0.0429	-	-
0.0515	0.0440	-	-
0.0523	0.0452	-	-
0.0531	0.0464	-	-
0.0540	0.0476	-	-
0.0550	0.0489	-	-
0.0561	0.0501	-	-
0.0573	0.0515	-	-
0.0586	0.0528	-	-
0.0599	0.0542	-	-
0.0612	0.0556	-	-
0.0627	0.0571	-	-
0.0642	0.0586	-	-
0.0657	0.0602	-	-
0.0674	0.0618	-	-

Retail Energy Costs Other Costing Period \$/kWh	Wholesale Energy Costs Other Costing Period \$/kWh	Net ZoZ DRIPE: 2021 vintage Other Costing Period \$/kWh	Net ZoZ DRIPE: 2019 vintage Other Costing Period \$/kWh
<b>ANNUAL AVOIDED COSTS, 2021\$</b>			
0.0000			
0.0000			
0.0000			
0.0400	0.0253	0.001	-
0.0371	0.0234	0.001	-
0.0359	0.0224	0.002	-
0.0365	0.0250	0.002	-
0.0351	0.0256	0.002	-
0.0352	0.0261	0.002	-
0.0355	0.0268	0.002	-
0.0358	0.0275	0.002	-
0.0364	0.0283	0.002	-
0.0401	0.0290	0.001	-
0.0404	0.0295	0.001	-

0.0408	0.0301	-	-
0.0383	0.0309	-	-
0.0388	0.0313	-	-
0.0397	0.0319	-	-
0.0397	0.0325	-	-
0.0398	0.0332	-	-
0.0400	0.0338	-	-
0.0403	0.0345	-	-
0.0406	0.0352	-	-
0.0410	0.0359	-	-
0.0415	0.0366	-	-
0.0420	0.0373	-	-
0.0426	0.0380	-	-
0.0432	0.0388	-	-
0.0438	0.0395	-	-
0.0445	0.0403	-	-
0.0453	0.0411	-	-
0.0460	0.0419	-	-
0.0468	0.0427	-	-

Retail Energy Costs Other Costing Period \$/kWh	Wholesale Energy Costs Other Costing Period \$/kWh	Net ZoZ DRIPE: 2021 vintage Other Costing Period \$/kWh	Net ZoZ DRIPE: 2019 vintage Other Costing Period \$/kWh
<b>ANNUAL AVOIDED COSTS, 2021\$</b>			
0.0000			
0.0000			
0.0000			
0.0414	0.0267	0.001	-
0.0390	0.0252	0.002	-
0.0373	0.0236	0.002	-
0.0387	0.0271	0.002	-
0.0376	0.0279	0.002	-
0.0378	0.0285	0.002	-
0.0381	0.0292	0.002	-
0.0391	0.0306	0.002	-
0.0402	0.0319	0.002	-
0.0436	0.0322	0.002	-
0.0441	0.0330	0.001	-
0.0445	0.0335	-	-
0.0419	0.0342	-	-
0.0429	0.0350	-	-
0.0433	0.0352	-	-
0.0433	0.0359	-	-
0.0435	0.0366	-	-
0.0437	0.0372	-	-
0.0440	0.0379	-	-
0.0444	0.0387	-	-
0.0448	0.0394	-	-
0.0453	0.0401	-	-

0.0459	0.0409	-	-
0.0465	0.0416	-	-
0.0471	0.0424	-	-
0.0478	0.0432	-	-
0.0486	0.0440	-	-
0.0493	0.0449	-	-
0.0501	0.0457	-	-
0.0510	0.0466	-	-

Retail Energy Costs Other Costing Period \$/kWh	Wholesale Energy Costs Other Costing Period \$/kWh	Net ZoZ DRIPE: 2021 vintage Other Costing Period \$/kWh	Net ZoZ DRIPE: 2019 vintage Other Costing Period \$/kWh
---	--	---	---

**ANNUAL AVOIDED COSTS, 2021\$**

0.0000			
0.0000			
0.0000			
0.0706	0.0537		0.008
0.0803	0.0635		0.015
0.0782	0.0615		0.018
0.0795	0.0648		0.018
0.0812	0.0683		0.019
0.0808	0.0684		0.018
0.0810	0.0689		0.017
0.0813	0.0697		0.016
0.0842	0.0726		0.015
0.0880	0.0734		0.013
0.0900	0.0755		0.009
0.0907	0.0763		-
0.0871	0.0761		-
0.0909	0.0794		-
0.0902	0.0786		-
0.0907	0.0798		-
0.0913	0.0809		-
0.0921	0.0821		-
0.0929	0.0832		-
0.0938	0.0844		-
0.0948	0.0856		-
0.0958	0.0869		-
0.0969	0.0881		-
0.0980	0.0894		-
0.0992	0.0906		-
0.1004	0.0919		-
0.1017	0.0933		-
0.1030	0.0946		-
0.1044	0.0959		-
0.1058	0.0973		-

Retail Energy Costs	Wholesale Energy Costs	Net ZoZ DRIPe: 2021 vintage	Net ZoZ DRIPe: 2019 vintage



Other Costing Period \$/kWh	Other Costing Period \$/kWh	Other Costing Period \$/kWh	Other Costing Period \$/kWh
<b>ANNUAL AVOIDED COSTS, 2021\$</b>			
0.0000			
0.0000			
0.0000			
0.0619	0.0456	0.003	-
0.0705	0.0544	0.007	-
0.0691	0.0531	0.008	-
0.0697	0.0557	0.008	-
0.0685	0.0565	0.008	-
0.0688	0.0572	0.008	-
0.0694	0.0582	0.008	-
0.0700	0.0591	0.007	-
0.0712	0.0606	0.007	-
0.0751	0.0614	0.006	-
0.0753	0.0619	0.004	-
0.0760	0.0627	-	-
0.0733	0.0633	-	-
0.0742	0.0640	-	-
0.0748	0.0644	-	-
0.0748	0.0651	-	-
0.0750	0.0657	-	-
0.0752	0.0664	-	-
0.0755	0.0671	-	-
0.0758	0.0678	-	-
0.0762	0.0684	-	-
0.0767	0.0691	-	-
0.0772	0.0698	-	-
0.0777	0.0705	-	-
0.0783	0.0713	-	-
0.0789	0.0720	-	-
0.0795	0.0727	-	-
0.0802	0.0734	-	-
0.0809	0.0742	-	-
0.0816	0.0749	-	-



Avoided REC Costs to Load
0.0000
0.0000
0.0000
0.0117
0.0109
0.0109
0.0088
0.0069
0.0065
0.0061
0.0056
0.0054
0.0081
0.0079
0.0077
0.0046
0.0047
0.0048
0.0042
0.0037
0.0032
0.0028
0.0024
0.0021
0.0018
0.0016
0.0014
0.0012
0.0011
0.0009

0.0008  
0.0007  
0.0006



**Avoided REC  
Costs to  
Load**

**CALCULATE**

0.0000
0.0000
0.0000
0.0117
0.0109
0.0109
0.0088
0.0069
0.0065
0.0061
0.0056
0.0054
0.0081
0.0079
0.0077
0.0046
0.0047
0.0048
0.0042
0.0037
0.0032
0.0028
0.0024
0.0021
0.0018
0.0016
0.0014
0.0012
0.0011
0.0009
0.0008
0.0007
0.0006

<b>Avoided REC Costs to Load</b>
<b>CALCULATE</b>
0.0000
0.0000
0.0000

0.0117  
0.0109  
0.0109  
0.0088  
0.0069  
0.0065  
0.0061  
0.0056  
0.0054  
0.0081  
0.0079  
0.0077  
0.0046  
0.0047  
0.0048  
0.0042  
0.0037  
0.0032  
0.0028  
0.0024  
0.0021  
0.0018  
0.0016  
0.0014  
  
0.0012  
0.0011  
0.0009  
0.0008  
0.0007  
0.0006

Avoided REC
Costs to Load
CALCULATE
0.0000
0.0000
0.0000
0.0117
0.0109
0.0109
0.0088
0.0069
0.0065
0.0061
0.0056
0.0054
0.0081
0.0079



0.0077  
0.0046  
0.0047  
0.0048  
0.0042  
0.0037  
0.0032  
0.0028  
0.0024  
0.0021  
0.0018  
0.0016  
0.0014  
0.0012  
0.0011  
0.0009  
0.0008  
0.0007  
0.0006

Avoided REC	
Costs to	
Load	
CALCULATE	
0.0000	
0.0000	
0.0000	
0.0117	7/2/2021
0.0109	7/22/2021
0.0109	8/12/2021
0.0088	8/13/2021
0.0069	8/14/2021
0.0065	8/15/2021
0.0061	
0.0056	
0.0054	
0.0081	
0.0079	
0.0077	
0.0046	
0.0047	
0.0048	
0.0042	
0.0037	
0.0032	
0.0028	
0.0024	
0.0021	
0.0018	

7/2/2021  
7/22/2021  
8/12/2021  
8/13/2021  
8/14/2021  
8/15/2021

0.0016  
0.0014  
0.0012  
0.0011  
0.0009  
0.0008  
0.0007  
0.0006



**Avoided REC  
Costs to  
Load**

**CALCULATE**

0.0000
0.0000
0.0000
0.0117
0.0109
0.0109
0.0088
0.0069
0.0065
0.0061
0.0056
0.0054
0.0081
0.0079
0.0077
0.0046
0.0047
0.0048
0.0042
0.0037
0.0032
0.0028
0.0024
0.0021
0.0018
0.0016
0.0014
0.0012
0.0011
0.0009
0.0008
0.0007
0.0006

<b>Avoided REC</b>
<b>Costs to</b>

**Load  
CALCULATE**

0.0000

0.0000

0.0000

0.0117

1/2/2021

0.0109

1/3/2021

0.0109

1/7/2021

0.0088

1/8/2021

0.0069

1/31/2021

0.0065

12/2/2021

0.0061

12/4/2021

0.0056

12/8/2021

0.0054

12/9/2021

0.0081

12/16/2021

0.0079

0.0077

0.0046

0.0047

0.0048

0.0042

0.0037

0.0032

0.0028

0.0024

0.0021

0.0018

0.0016

0.0014

0.0012

0.0011

0.0009

0.0008

0.0007

0.0006

Program Cost-Effectiveness

2024									
	Benefit/Cost		Utility Costs (\$000 - 2024\$) <sup>1</sup>	Customer Costs (\$000 - 2024\$) <sup>1</sup>	Annual MWh Savings	Lifetime MWh Savings	Winter kW Savings	Summer kW Savings	Number of Customers Served
	Ratio Granite State Test	Benefit (\$000) Granite State Test							
<b>Residential Programs</b>									
A5 - Residential Active Demand Response	1.10	290.5	264.0	-	(3.5)	(3.5)	-	1,322.8	2,100
<b>Sub-Total Residential</b>	<b>1.10</b>	<b>290.5</b>	<b>264.0</b>	<b>-</b>	<b>(3.5)</b>	<b>(3.5)</b>	<b>-</b>	<b>1,322.8</b>	<b>2,100</b>
<b>Commercial, Industrial &amp; Municipal</b>									
C5 - C&I Active Demand Response	3.60	2,237.5	622.3	-	-	-	-	10,493.8	53
<b>Sub-Total Commercial &amp; Industrial</b>	<b>3.60</b>	<b>2,237.5</b>	<b>622.3</b>	<b>-</b>	<b>-</b>	<b>-</b>	<b>-</b>	<b>10,493.8</b>	<b>53</b>
<b>Total</b>	<b>2.85</b>	<b>2,528.0</b>	<b>886.3</b>	<b>-</b>	<b>(3.5)</b>	<b>(3.5)</b>	<b>-</b>	<b>11,816.6</b>	<b>2,152</b>

(1) Utility and Customer Costs and Benefits are expressed in 2024 Dollars.

Annual kWh Savings	-3,480	100.0%	kWh > 55%	Lifetime kWh Savings	-3,480	100.0%
Annual MMBTU Savings (in kWh)	0	0.0%	Lifetime MMBTU Savings (in kWh)	0	0.0%	
	-3,480	100.0%		-3,480	100.0%	

2025									
	Benefit/Cost		Utility Costs (\$000 - 2024\$) <sup>1</sup>	Customer Costs (\$000 - 2024\$) <sup>1</sup>	Annual MWh Savings	Lifetime MWh Savings	Winter kW Savings	Summer kW Savings	Number of Customers Served
	Ratio Granite State Test	Benefit (\$000) Granite State Test							
<b>Residential Programs</b>									
A5 - Residential Active Demand Response	1.16	355.0	304.9	-	(4.3)	(4.3)	-	1,639.3	2,596
<b>Sub-Total Residential</b>	<b>1.16</b>	<b>355.0</b>	<b>304.9</b>	<b>-</b>	<b>(4.3)</b>	<b>(4.3)</b>	<b>-</b>	<b>1,639.3</b>	<b>2,596</b>
<b>Commercial, Industrial &amp; Municipal</b>									
C5 - C&I Active Demand Response	3.83	2,755.3	718.6	-	-	-	-	13,117.2	66
<b>Sub-Total Commercial &amp; Industrial</b>	<b>3.83</b>	<b>2,755.3</b>	<b>718.6</b>	<b>-</b>	<b>-</b>	<b>-</b>	<b>-</b>	<b>13,117.2</b>	<b>66</b>
<b>Total</b>	<b>3.04</b>	<b>3,110.3</b>	<b>1,023.5</b>	<b>-</b>	<b>(4.3)</b>	<b>(4.3)</b>	<b>-</b>	<b>14,756.5</b>	<b>2,662</b>

(1) Utility and Customer Costs and Benefits are expressed in 2024 Dollars.

Annual kWh Savings	-4,350	100.0%	kWh > 55%	Lifetime kWh Savings	-4,350	100.0%
Annual MMBTU Savings (in kWh)	0	0.0%	Lifetime MMBTU Savings (in kWh)	0	0.0%	
	-4,350	100.0%		-4,350	100.0%	

2026									
	Benefit/Cost		Utility Costs (\$000 - 2024\$) <sup>1</sup>	Customer Costs (\$000 - 2024\$) <sup>1</sup>	Annual MWh Savings	Lifetime MWh Savings	Winter kW Savings	Summer kW Savings	Number of Customers Served
	Ratio Granite State Test	Benefit (\$000) Granite State Test							
<b>Residential Programs</b>									
A5 - Residential Active Demand Response	1.14	401.9	352.0	-	(5.0)	(5.0)	-	1,885.2	2,985
<b>Sub-Total Residential</b>	<b>1.14</b>	<b>401.9</b>	<b>352.0</b>	<b>-</b>	<b>(5.0)</b>	<b>(5.0)</b>	<b>-</b>	<b>1,885.2</b>	<b>2,985</b>
<b>Commercial, Industrial &amp; Municipal</b>									
C5 - C&I Active Demand Response	3.76	3,119.0	829.8	-	-	-	-	15,084.8	75
<b>Sub-Total Commercial &amp; Industrial</b>	<b>3.76</b>	<b>3,119.0</b>	<b>829.8</b>	<b>-</b>	<b>-</b>	<b>-</b>	<b>-</b>	<b>15,084.8</b>	<b>75</b>
<b>Total</b>	<b>2.98</b>	<b>3,520.9</b>	<b>1,181.9</b>	<b>-</b>	<b>(5.0)</b>	<b>(5.0)</b>	<b>-</b>	<b>16,970.0</b>	<b>3,061</b>

(1) Utility and Customer Costs and Benefits are expressed in 2024 Dollars.

Annual kWh Savings	-5,002	100.0%	kWh > 55%	Lifetime kWh Savings	-5,002	100.0%
Annual MMBTU Savings (in kWh)	0	0.0%	Lifetime MMBTU Savings (in kWh)	0	0.0%	
	-5,002	100.0%		-5,002	100.0%	

Present Value Benefits

	Total Benefits (\$000)	Resource Benefits (\$000)										Non-Resource Benefits (\$000)			
		CAPACITY					Electric			Non-Electric		Total Resource Benefits	Fossil Emissions	Other Non-Resource Benefits	Total Non-Resource Benefits
		Granite State Test	Summer Generation	Winter Generation	Transmission	Distribution	ENERGY	Electric DRIPE	Total Electric Benefit	Other Fuels	Water Benefit				
<b>2024</b>															
<b>Residential Programs</b>															
A5 - Residential Active Demand Response	\$ 291	\$ 12	\$ -	\$ 126	\$ 147	\$ 0	\$ 6	\$ 291	\$ -	\$ -	\$ 291	\$ -	\$ -	\$ -	
Sub-Total Residential	\$ 291	\$ 12	\$ -	\$ 126	\$ 147	\$ 0	\$ 6	\$ 291	\$ -	\$ -	\$ 291	\$ -	\$ -	\$ -	
<b>Commercial/Industrial Programs</b>															
C5 - C&I Active Demand Response	\$ 2,237	\$ 52	\$ -	\$ 996	\$ 1,167	\$ -	\$ 23	\$ 2,237	\$ -	\$ -	\$ 2,237	\$ -	\$ -	\$ -	
Sub-Total Commercial & Industrial	\$ 2,237	\$ 52	\$ -	\$ 996	\$ 1,167	\$ -	\$ 23	\$ 2,237	\$ -	\$ -	\$ 2,237	\$ -	\$ -	\$ -	
<b>Total</b>	<b>\$ 2,528</b>	<b>\$ 64</b>	<b>\$ -</b>	<b>\$ 1,121</b>	<b>\$ 1,314</b>	<b>\$ 0</b>	<b>\$ 29</b>	<b>\$ 2,528</b>	<b>\$ -</b>	<b>\$ -</b>	<b>\$ 2,528</b>	<b>\$ -</b>	<b>\$ -</b>	<b>\$ -</b>	
<b>2025</b>															
<b>Residential Programs</b>															
A5 - Residential Active Demand Response	\$ 355	\$ 16	\$ -	\$ 153	\$ 179	\$ 0	\$ 7	\$ 355	\$ -	\$ -	\$ 355	\$ -	\$ -	\$ -	
Sub-Total Residential	\$ 355	\$ 16	\$ -	\$ 153	\$ 179	\$ 0	\$ 7	\$ 355	\$ -	\$ -	\$ 355	\$ -	\$ -	\$ -	
<b>Commercial/Industrial Programs</b>															
C5 - C&I Active Demand Response	\$ 2,755	\$ 66	\$ -	\$ 1,225	\$ 1,436	\$ -	\$ 29	\$ 2,755	\$ -	\$ -	\$ 2,755	\$ -	\$ -	\$ -	
Sub-Total Commercial & Industrial	\$ 2,755	\$ 66	\$ -	\$ 1,225	\$ 1,436	\$ -	\$ 29	\$ 2,755	\$ -	\$ -	\$ 2,755	\$ -	\$ -	\$ -	
<b>Total</b>	<b>\$ 3,110</b>	<b>\$ 81</b>	<b>\$ -</b>	<b>\$ 1,378</b>	<b>\$ 1,615</b>	<b>\$ 0</b>	<b>\$ 36</b>	<b>\$ 3,110</b>	<b>\$ -</b>	<b>\$ -</b>	<b>\$ 3,110</b>	<b>\$ -</b>	<b>\$ -</b>	<b>\$ -</b>	
<b>2026</b>															
<b>Residential Programs</b>															
A5 - Residential Active Demand Response	\$ 402	\$ 18	\$ -	\$ 173	\$ 203	\$ 0	\$ 8	\$ 402	\$ -	\$ -	\$ 402	\$ -	\$ -	\$ -	
Sub-Total Residential	\$ 402	\$ 18	\$ -	\$ 173	\$ 203	\$ 0	\$ 8	\$ 402	\$ -	\$ -	\$ 402	\$ -	\$ -	\$ -	
<b>Commercial/Industrial Programs</b>															
C5 - C&I Active Demand Response	\$ 3,119	\$ 74	\$ -	\$ 1,387	\$ 1,625	\$ -	\$ 33	\$ 3,119	\$ -	\$ -	\$ 3,119	\$ -	\$ -	\$ -	
Sub-Total Commercial & Industrial	\$ 3,119	\$ 74	\$ -	\$ 1,387	\$ 1,625	\$ -	\$ 33	\$ 3,119	\$ -	\$ -	\$ 3,119	\$ -	\$ -	\$ -	
<b>Total</b>	<b>\$ 3,521</b>	<b>\$ 92</b>	<b>\$ -</b>	<b>\$ 1,560</b>	<b>\$ 1,828</b>	<b>\$ 0</b>	<b>\$ 41</b>	<b>\$ 3,521</b>	<b>\$ -</b>	<b>\$ -</b>	<b>\$ 3,521</b>	<b>\$ -</b>	<b>\$ -</b>	<b>\$ -</b>	